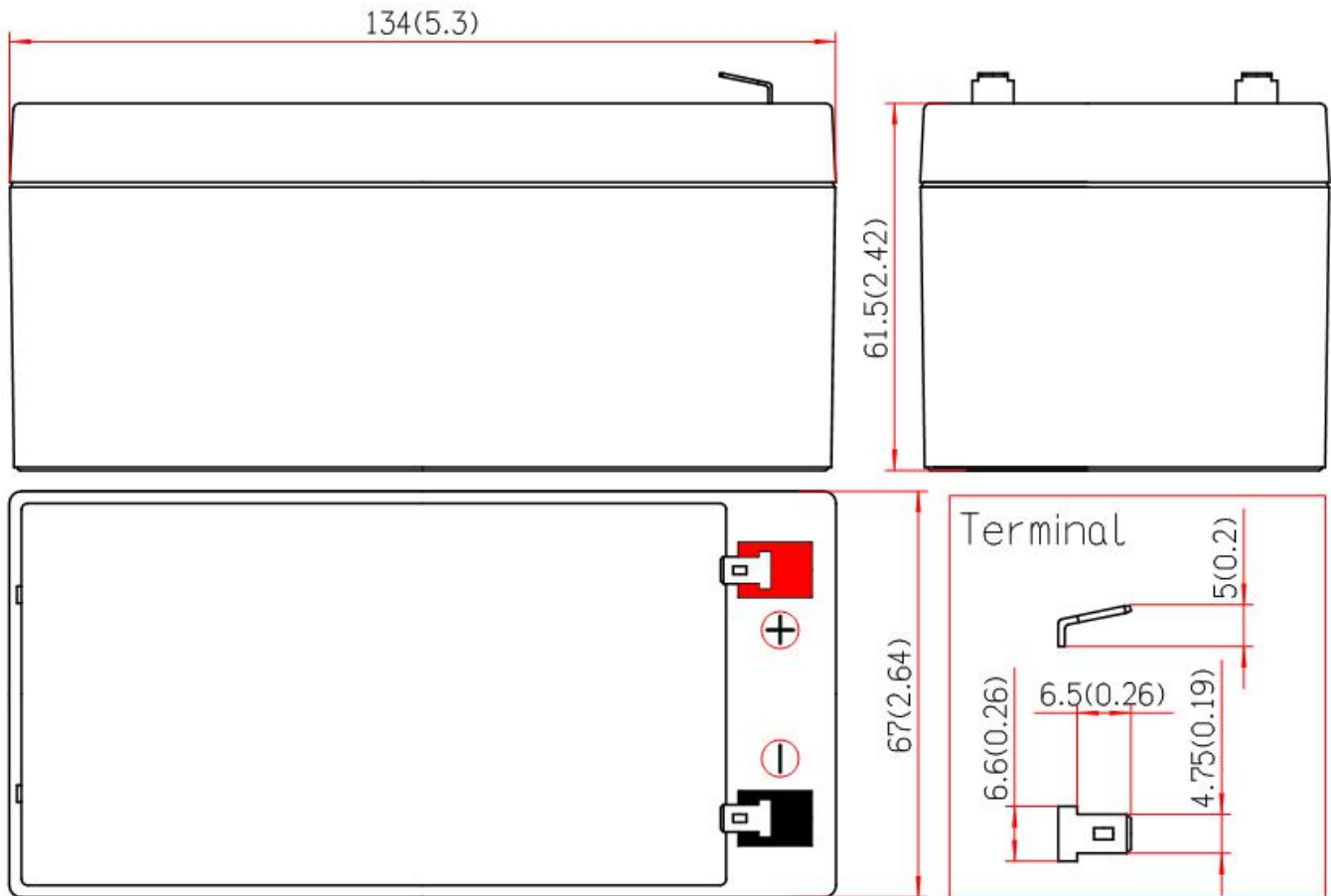


Tel	(305) 468-1978	6FM3.3 12V3.3AH	Page	Page 1 of 3
Fax	(305) 468-1995		Date	2/9/2017

I • Structure

The battery consists mainly of positive plates, negative plates, separators, electrolyte, valves, a container and a cover.
The electrolyte is absorbed in both positive/negative plate and separators.

unit:mm(inch)



II. Performance Specifications

Nominal Voltage (V).....12 volts (6 cells in series);

Nominal Capacity (AH)

- 20 Hour rate F.V.(1.75V/cell) (0.165A to10.5volts) **3.3 AH**;
- 10 Hour rate F.V.(1.75V/cell) 0.314A to10.5volts) **3.14 AH**;
- 5 Hour rate F.V.(1.75V/cell) (0.561A to10.5volts) **2.81 AH**
- 3 Hour rate F.V.(1.75V/cell) (0.825A to10.5volts) **2.48 AH**;
- 27 Min rate F.V.(1.6V/cell) (3.3A to 9.6volts) **1.49AH**;
- 7 Min rate F.V.(1.6V/cell) (9.9A to 9.6volts) **1.16 AH**;

Approximate Weight **1.25Kg**;

Terminal **F1**;

Maximum Discharge Current For 5 sec. (A)..... **49.5A**;

Maximum Charge Current (A)..... **0.99A**;

Tel	(305) 468-1978	6FM3.3 12V3.3AH	Page	Page 2 of 3
Fax	(305) 468-1995		Date	2/9/2017

Ambient Temperat

Charge0°C (32°F) ~ 40°C (104°F);
 Discharge -20°C (-4°F) ~ 50°C (122°F);
 Storage -20°C (-4°F) ~ 40°C (104°F);

Expected Life for Standby Use at 20°C 3~5 years;

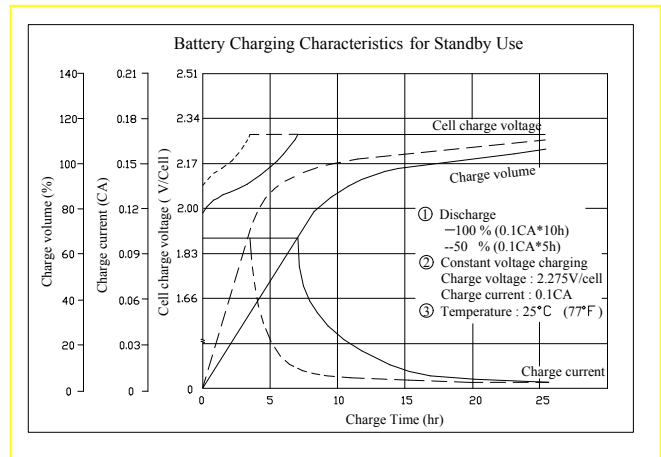
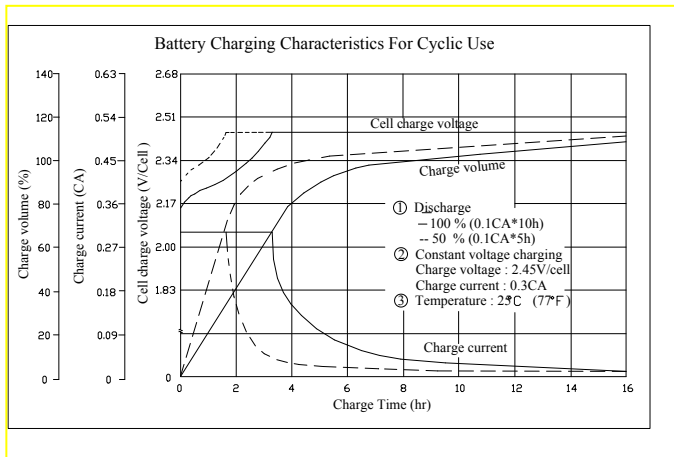
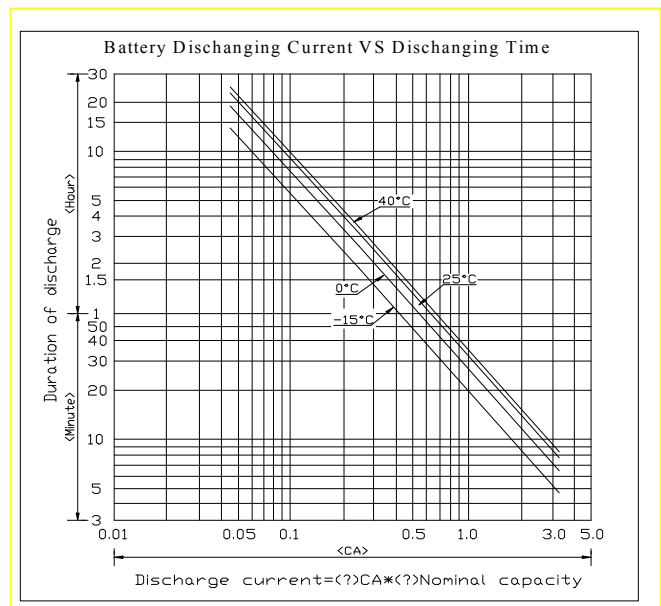
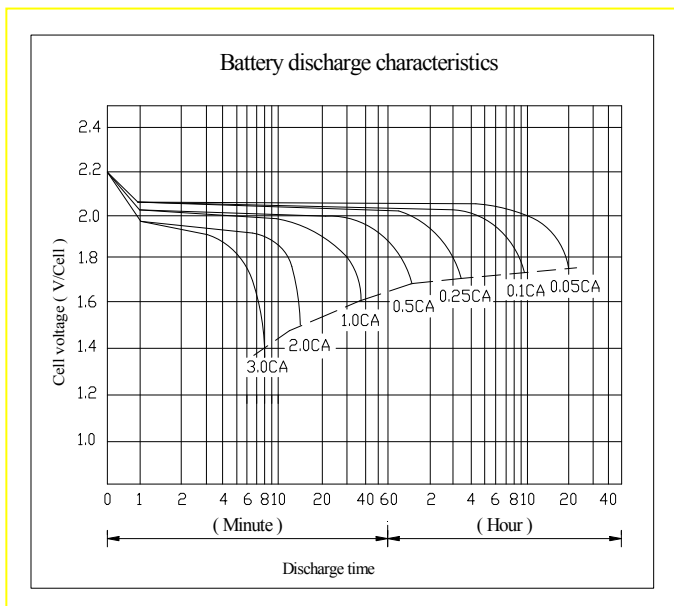
CaseABS;

Dimension (mm)

Length (±1.5mm) 134;
 Width (±1.5mm) 67.0;
 Container Height (±1.5mm) 61.5;
 Total Height (±1.5mm) 66.5;

Application.....UPS, Laboratory Equipment, Toy-Cars, Power Packs, Fishing Lights.

Battery Characteristics Graph



Tel	(305) 468-1978	6FM3.3 12V3.3AH	Page	Page 3 of 3
Fax	(305) 468-1995		Date	2/9/2017

Effect of temperature on capacity (20HR)

Temperature	Dependency of Capacity (20HR)
40°C	102%
25°C	100%
0°C	85%
-15°C	65%

Self-discharge Characteristics

Aging Time	Residual Capacity
3 Months	91%
6 Months	82%
12 Months	64%

Note: The data mentioned above just for full charged battery.

III · Charging Procedure

Application	Charging method	Charge voltage at 25°C (V/cell)	Temperature compensation coefficient of charging voltage (mV/°C · cell)	Max. charging current (CA)	Charging time 0.15CA, 25°C (h)		Temp (°C)
					100% DOD	50% DOD	
For standby power source	Constant voltage charging (with current restriction)	2.25~2.30	-3	0.25	24	20	0~40°C (32~104°F)
For cycle service		2.40~2.50	-4	0.25	16	10	

Note:

Temperature compensation of charging voltage is not needed, when using the batteries within 15°C to 35°C range.

Manufacturer		Customer	
Drafted by	Approved by	Audited by	Approved by