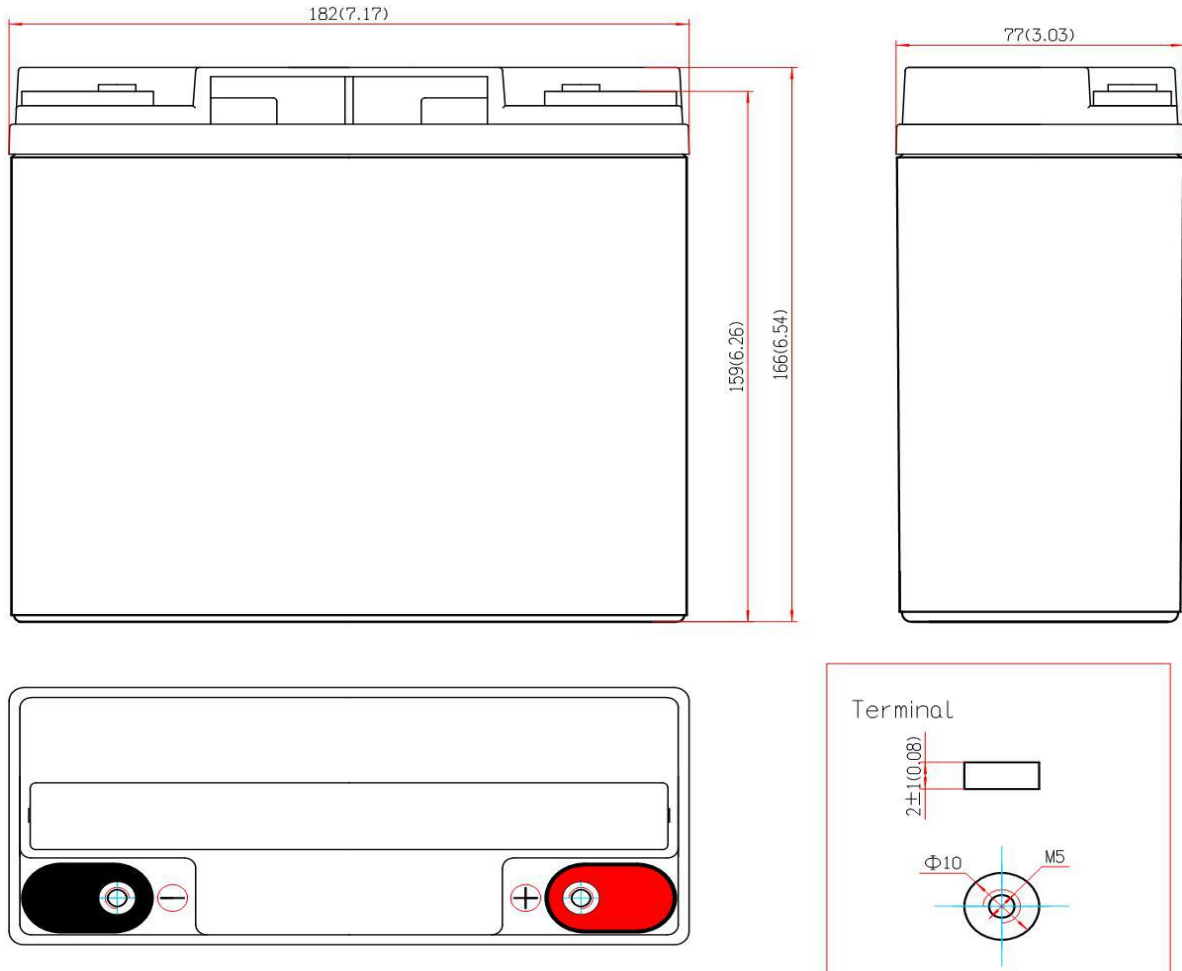


I · Structure

The battery consists mainly of positive plates, negative plates, separators, electrolyte, valves, a container and a cover.
The electrolyte is absorbed in both positive/negative plate and separators.



II. Performance Specifications

Nominal Voltage (V).....12 volts (6 cells in series);

Nominal Capacity (AH)

- 20 Hour rate F.V.(1.75V/cell) (1.1A to 10.5volts) 22.0AH;
- 10 Hour rate F.V.(1.75V/cell) (2.09A to 10.5volts) 20.9AH;
- 5 Hour rate F.V.(1.75V/cell) (3.74A to 10.5volts) 18.7AH;
- 3 Hour rate F.V.(1.75V/cell) (5.5A to 10.5volts)16.5AH;
- 27 Min rate F.V.(1.6V/cell) (22.0A to 9.6volts) 9.9AH;
- 7 Min rate F.V.(1.6V/cell) (66.0A to 9.6volts) 7.7AH;

Approximate Weight 6.1Kg;

Terminal M5 copper inserted;

Maximum Discharge Current For 5 sec. (A). 330A;

Maximum Charge Current (A).....6.6A;

Tel	(305) 468-1978
Fax	(305) 468-1995

6FM22 12V22Ah

Page	Page 2 of 3
Date	2/15/2017

Ambient Temperature

Charge0°C (32°F) ~ 40°C (104°F);
Discharge -20°C (-4°F) ~ 50°C (122°F);
Storage -20°C (-4°F) ~ 40°C (104°F);

Expected Life for Standby Use at 20°C **3~5 years;**

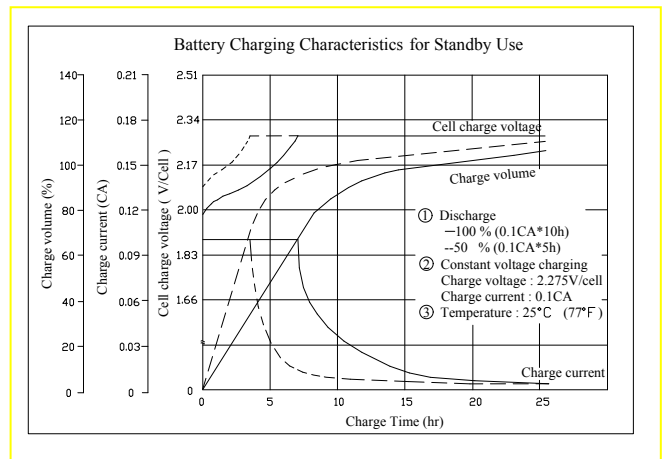
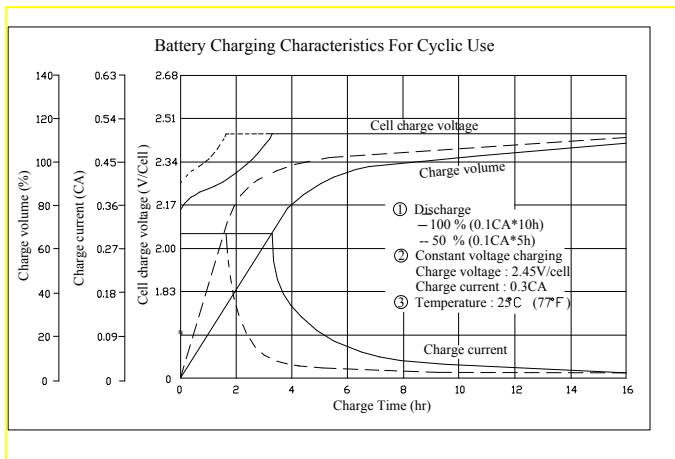
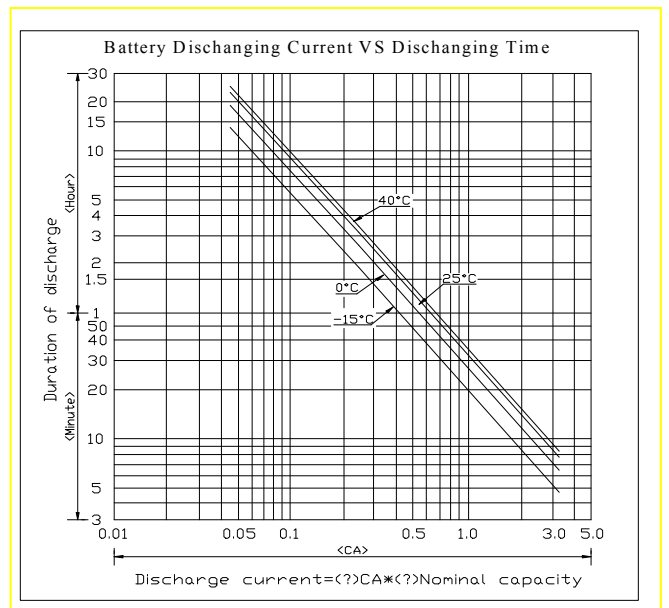
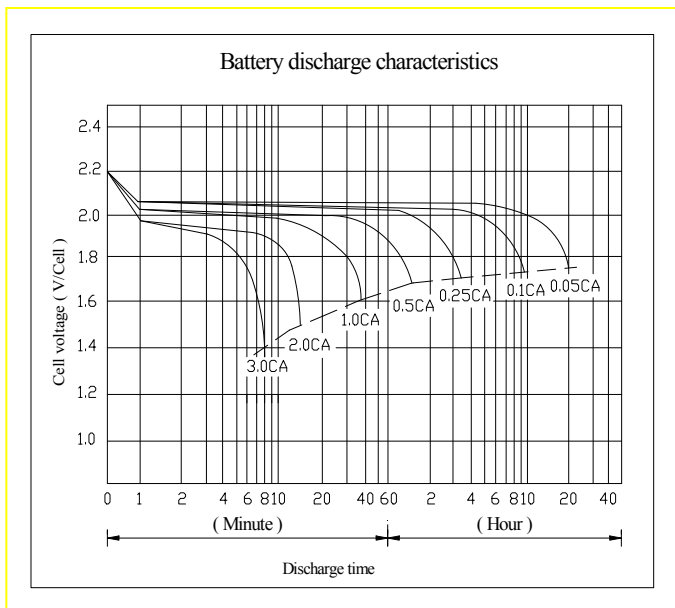
Case **ABS;**

Dimension (mm)

Length (±2mm) **182;**
Width (±2mm) **77;**
Container Height (±2mm) .. **166;**
Total Height (±2mm)..... **166;**

Application.....**UPS, Laboratory Equipment, Toy-Cars, Power Packs, Fishing Lights.**

Battery Characteristics Graph



Effect of temperature on capacity (20HR)

Tel	(305) 468-1978	6FM22 12V22Ah	Page	Page 3 of 3
Fax	(305) 468-1995		Date	2/15/2017

Temperature	Dependency of Capacity (20HR)
40°C	102%
25°C	100%
0°C	85%
-15°C	65%

Self-discharge Characteristics

Aging Time	Residual Capacity
3 Months	91%
6 Months	82%
12 Months	64%

Note: The data mentioned above just for full charged battery.

III · Charging Procedure

Application	Charging method	Charge voltage at 25°C (V/cell)	Temperature compensation coefficient of charging voltage (mV/°C·cell)	Max. charging current (CA)	Charging time 0.15CA, 25°C(h)		Temp (°C)
					100% DOD	50% DOD	
For standby power source	Constant voltage charging (with current restriction)	2.25~2.30	-3	0.3	24	20	0~40°C (32~104°F)
For cycle service		2.40~2.50	-4	0.3	16	10	

Note:

Temperature compensation of charging voltage is not needed, when using the batteries within 15°C to 35°C range