

Tel	(305) 468-1978
Fax	(305) 468-1995

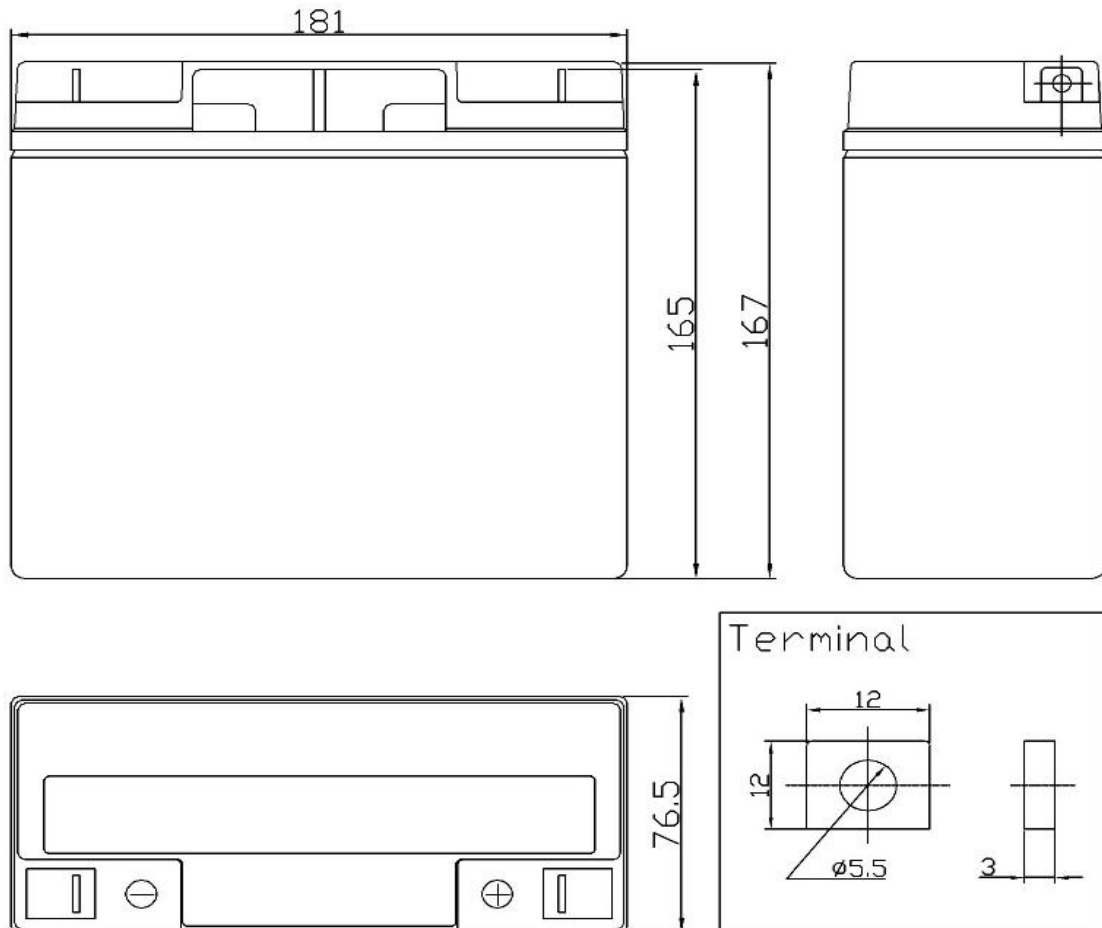
6FM18 12V18Ah

Page	Page 1 of 3
Date	2/15/2017

I · Structure

The battery consists mainly of positive plates, negative plates, separators, electrolyte, valves, a container and a cover.

The electrolyte is absorbed in both positive/negative plate and separators.



II. Performance Specifications

Nominal Voltage (V).....12 volts (6 cells in series);

Nominal Capacity (AH)

- 20 Hour rate F.V.(1.75V/cell) (0.9A to 10.5volts)18.0AH;
- 10 Hour rate F.V.(1.75V/cell) (1.71A to 10.5volts)17.1AH;
- 5 Hour rate F.V.(1.75V/cell) (3.06A to 10.5volts)15.3AH;
- 3 Hour rate F.V.(1.75V/cell) (4.5A to 10.5volts)13.5AH;
- 27 Min rate F.V.(1.6V/cell) (18.0A to 9.6volts) 8.1AH;
- 7 Min rate F.V.(1.6V/cell) (54.0A to 9.6volts)6.3AH;

Approximate Weight5.20Kg;

Terminal F3(Copper);

Maximum Discharge Current For 5 sec. (A). 270A;

Maximum Charge Current (A).....5.4A;

Tel	(305) 468-1978
Fax	(305) 468-1995

6FM18 12V18Ah

Page	Page 2 of 3
Date	2/15/2017

Ambient Temperature

Charge0°C (32°F) ~ 40°C (104°F);

Discharge -20°C (-4°F) ~ 50°C (122°F);

Storage -20°C (-4°F) ~ 40°C (104°F);

Expected Life for Standby Use at 20°C **3~5 years;**

Case **ABS;**

Dimension (mm)

Length (±2mm) **181;**

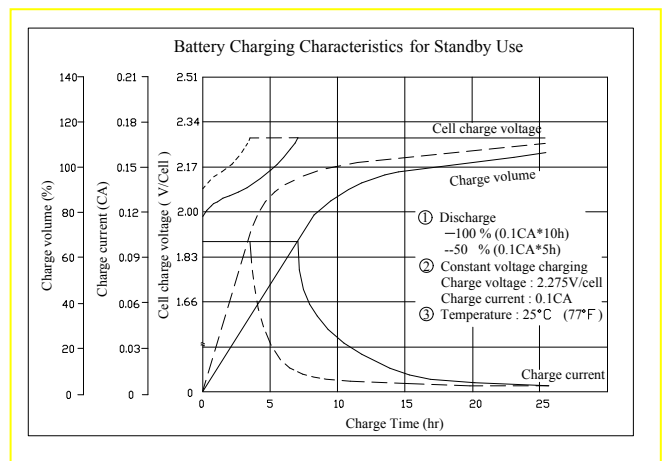
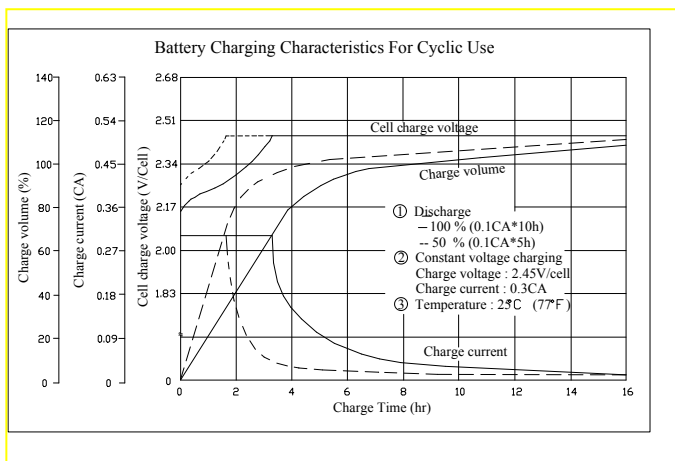
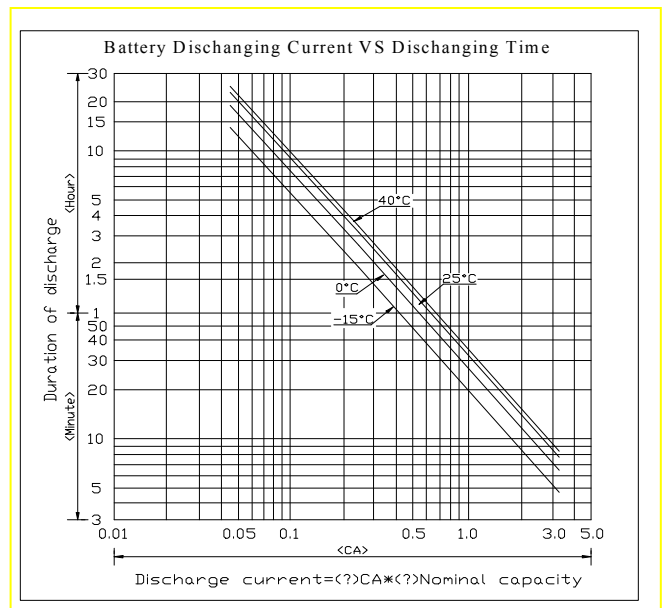
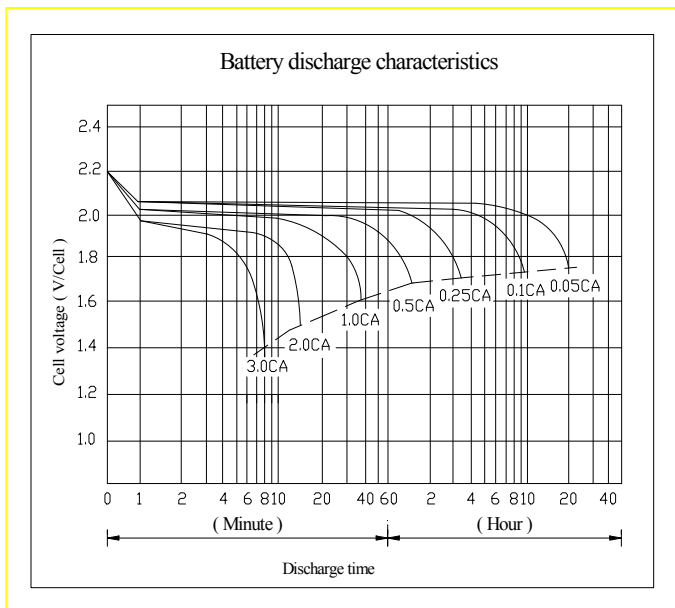
Width (±2mm) **76.5;**

Container Height (±2mm) .. **167;**

Total Height (±2mm)..... **167;**

Application.....**UPS, Laboratory Equipment, Toy-Cars, Power Packs, Fishing Lights.**

Battery Characteristics Graph



Effect of temperature on capacity (20HR)



Tel	(305) 468-1978	6FM18 12V18Ah	Page	Page 3 of 3
Fax	(305) 468-1995		Date	2/15/2017

Temperature	Dependency of Capacity (20HR)
40°C	102%
25°C	100%
0°C	85%
-15°C	65%

Self-discharge Characteristics

Aging Time	Residual Capacity
3 Months	91%
6 Months	82%
12 Months	64%

Note: The data mentioned above just for full charged battery.

III • Charging Procedure

Application	Charging method	Charge voltage at 25°C (V/cell)	Temperature compensation coefficient of charging voltage (mV/°C·cell)	Max. charging current (CA)	Charging time 0.15CA, 25°C(h)		Temp (°C)
					100% DOD	50% DOD	
For standby power source	Constant voltage charging (with current restriction)	2.25~2.30	-3	0.3	24	20	0~40°C (32~104°F)
For cycle service		2.40~2.50	-4	0.3	16	10	

Note:

Temperature compensation of charging voltage is not needed, when using the batteries within 15°C to 35°C range