

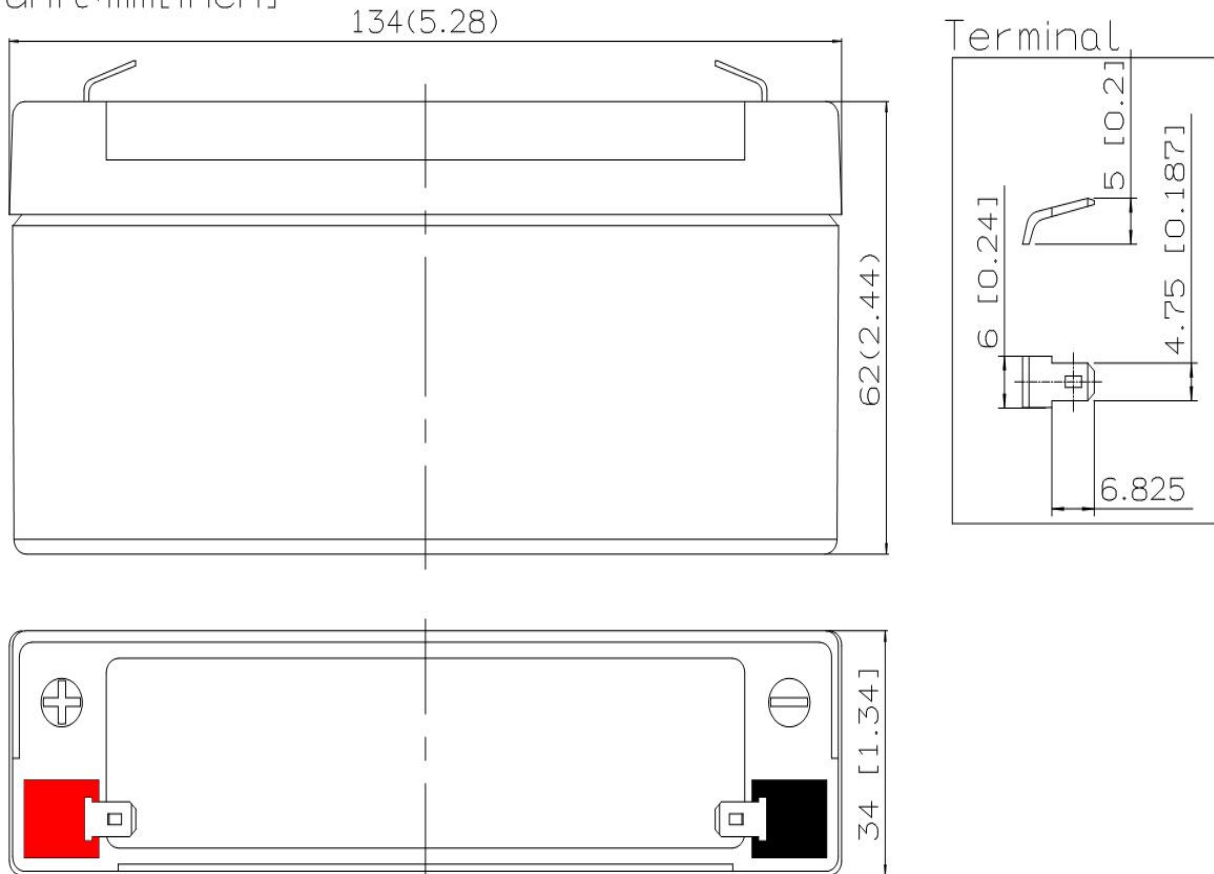
Tel	(305) 468-1978	<b>3FM3.4 6V3.4Ah</b>	Page	Page 1 of 3
Fax	(305) 468-1995		Date	2/9/2017

## I · Structure

The battery consists mainly of positive plates, negative plates, separators, electrolyte, valves, a container and a cover.

The electrolyte is absorbed in both positive/negative plate and separators.

unit:mm[inch]



## II. Performance Specifications

**Nominal Voltage (V)**.....6 volts (3cells in series);

### Nominal Capacity (AH)

- 20 Hour rate F.V.(1.75V/cell) (0.17A to 5.25volts) .....**3.4AH;**
- 10 Hour rate F.V.(1.75V/cell) (0.323A to 5.25volts) .....**3.23AH;**
- 5 Hour rate F.V.(1.75V/cell) (0.578A to 5.25volts) ..... **2.89AH;**
- 3Hour rate F.V.(1.75V/cell) (0.85A to 5.25volts) .....**2.55AH;**
- 27 Min rate F.V.(1.6V/cell) (3.4A to 4.8volts) ..... **1.53AH;**
- 7 Min rate F.V.(1.6V/cell) (10.2A to 4.8volts) ..... **1.19AH;**

**Approximate Weight** .....**0.62Kg;**

**Terminal** ..... **F1 ;**

**Maximum Discharge Current For 5 sec. (A).** ..... **51.0A;**

**Maximum Charge Current (A)**.....**1.02A;**

Tel	(305) 468-1978	3FM3.4 6V3.4Ah	Page	Page 2 of 3
Fax	(305) 468-1995		Date	2/9/2017

### Ambient Temperature

Charge .....0°C (32°F) ~ 40°C (104°F);  
 Discharge ..... -20°C (-4°F) ~ 50°C (122°F);  
 Storage ..... -20°C (-4°F) ~ 40°C (104°F);

Expected Life for Standby Use at 25°C ..... 3~5 years;

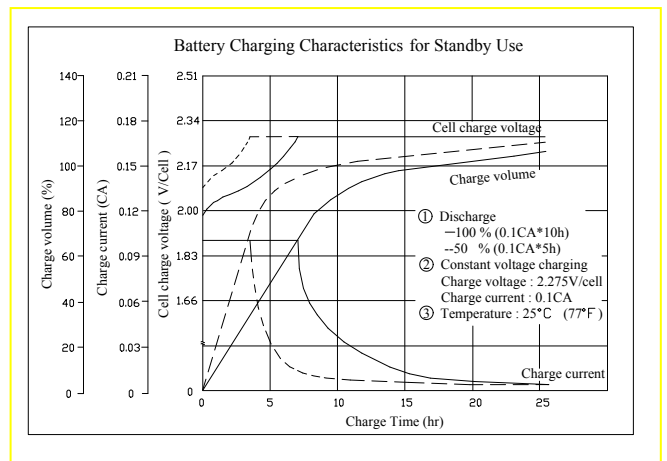
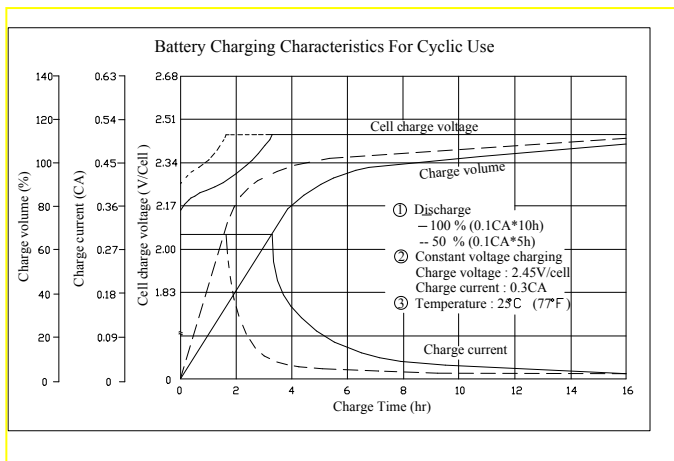
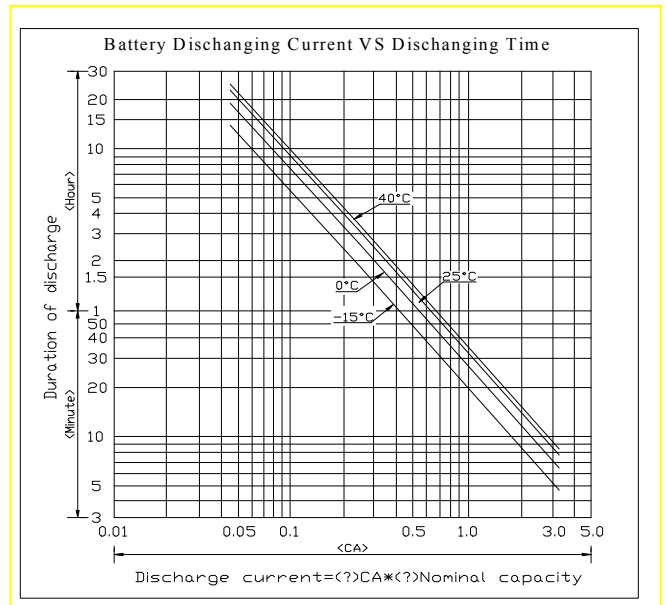
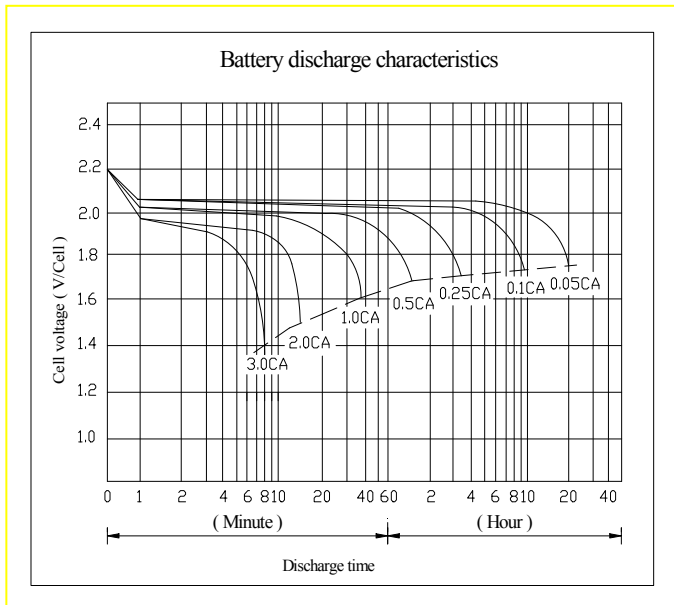
Case .....ABS;

### Dimension (mm)

Length (±1.5mm) .....134;  
 Width (±1.5mm) .....34.0;  
 Container Height (±2mm) .....62.0;  
 Total Height (±2mm) .....67.0;

Application.....UPS, Laboratory Equipment, Toy-Cars, Power Packs, Fishing Lights.

### Battery Characteristics Graph





Tel	(305) 468-1978	<b>3FM3.4 6V3.4Ah</b>	Page	Page 3 of 3
Fax	(305) 468-1995		Date	2/9/2017

### Effect of temperature on capacity (20HR)

Temperature	Dependency of Capacity (20HR )
40°C	102%
25°C	100%
0°C	85%
-15°C	65%

### Self-discharge Characteristics

Aging Time	Residual Capacity
3 Months	91%
6 Months	82%
12 Months	64%

**Note: The data mentioned above just for full charged battery.**

### III · Charging Procedure

Application	Charging method	Charge voltage at 25°C (V/cell)	Temperature compensation coefficient of charging voltage (mV/°C · cell)	Max. charging current (CA)	Charging time 0.1CA, 25°C(h)		Temp (°C)
					100% DOD	50% DOD	
For standby power source	Constant voltage charging (with current restriction)	2.25~2.30	-3	0.30	24	20	0~40°C (32~104°F)
For cycle service		2.40~2.50	-4	0.30	16	10	

**Note:**

Temperature compensation of charging voltage is not needed, when using the batteries within 15°C to 35°C range

Manufacturer		Customer	
<b>Drafted by</b>	<b>Approved by</b>	<b>Audited by</b>	<b>Approved by</b>