



Lifted Made

Sample 226-011322-237

Green Apple

Batch/Lot # 3552021LDB0000166 45D8 5D10

Sample Submitted: 01-13-2022; Report Date: 01-14-2022

nullSample Unit Size: 3.30 g


Green Apple

Edible: Candy

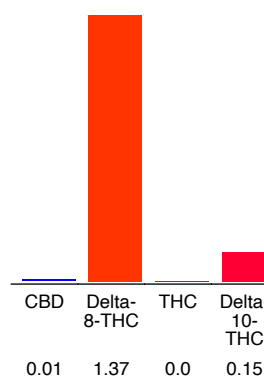
Batch/Lot # 3552021LDB0000166 45D8

5D10

Chromatogram



Cannabinoid Profile



Cannabinoid Profile by HPLC

0.00%
Calculated THC Yield

0.01%
Calculated CBD Yield

1.53%
Total Cannabinoids

Cannabinoid	% wt	mg/unit
CBD	0.01	0.33
Delta-8-THC	1.37	45.21
THC	0.0	0.0
Delta-10-THC	0.15	4.95
Total Cannabinoids	1.53	50.5
Calculated THC Yield	0.00	0.00
Calculated CBD Yield	0.01	0.33
Calculated Maximum THC Yield = THC + 0.877 * THCA		
Calculated Maximum CBD Yield = CBD + 0.877 * CBDA		

Marin Analytics, LLC
250 Bel Marin Keys Blvd, Suite D4
Novato, CA 94949

415-936-6477 / sarabiancalana1@gmail.com

Sara Biancalana
Sara Biancalana
Chief Scientist

This sample has been tested by Marin Analytics, LLC using valid testing methodologies and a quality system. Values reported relate only to the sample tested. Marin Analytics, LLC makes no claims as to the efficacy, safety or other risks associated with any detected or non-detected levels of any compounds reported herein. This Certificate shall not be reproduced except in full, without the written approval of Marin Analytics, LLC.



12423 NE Whitaker Way
Portland, OR 97230
503-254-1794



Report Number: 22-006236/D005.R000
Report Date: 06/07/2022
ORELAP#: OR100028
Purchase Order:
Received: 05/31/22 10:44

Customer: Lifted Made
Product identity: Green Apple BL-Puck 1442022LDB0000403 45mg D8 5mg D9
Client/Metric ID: .
Laboratory ID: 22-006236-0002

Summary

Residual Solvents:

All analytes passing and less than LOQ.

Pesticides:

All analytes passing and less than LOQ.

Metals:

Less than LOQ for all analytes.

Microbiology:

Less than LOQ for all analytes.



12423 NE Whitaker Way
 Portland, OR 97230
 503-254-1794



Report Number: 22-006236/D005.R000
Report Date: 06/07/2022
ORELAP#: OR100028
Purchase Order:
Received: 05/31/22 10:44

Customer: Lifted Made
 43360 N US HWY 41 Unit H
 Zion Illinois 60099
 United States of America (USA)

Product identity: Green Apple BL-Puck 1442022LDB0000403 45mg D8 5mg D9

Client/Metric ID: .

Sample Date:

Laboratory ID: 22-006236-0002

Evidence of Cooling: No

Temp: 18.9 °C

Relinquished by: UPS

Sample Results

Microbiology

Analyte	Result	Limits	Units	LOQ	Batch	Analyze	Method	Status	Notes
Aerobic Plate Count	< LOQ		cfu/g	10	2204605	06/03/22	AOAC 990.12 (Petrifilm)	X	
E.coli	< LOQ		cfu/g	10	2204603	06/03/22	AOAC 991.14 (Petrifilm)	X	
Total Coliforms	< LOQ		cfu/g	10	2204603	06/03/22	AOAC 991.14 (Petrifilm)	X	
Mold (RAPID Petrifilm)	< LOQ		cfu/g	10	2204604	06/04/22	AOAC 2014.05 (RAPID)	X	
Yeast (RAPID Petrifilm)	< LOQ		cfu/g	10	2204604	06/04/22	AOAC 2014.05 (RAPID)	X	

Solvents

Residual Solvents by GC/MS						Units µg/g	Batch 2204806	Analyze 06/07/22 10:15 AM			
Analyte	Result	Limits	LOQ	Status	Notes	Analyte	Result	Limits	LOQ	Status	Notes
1,4-Dioxane	< LOQ	380	100	pass		2-Butanol	< LOQ	5000	200	pass	
2-Ethoxyethanol	< LOQ	160	30.0	pass		2-Methylbutane (Isopentane)	< LOQ		200		
2-Methylpentane	< LOQ		30.0			2-Propanol (IPA)	< LOQ	5000	200	pass	
2,2-Dimethylbutane	< LOQ		30.0			2,2-Dimethylpropane (neo-pentane)	< LOQ		200		
2,3-Dimethylbutane	< LOQ		30.0			3-Methylpentane	< LOQ		30.0		
Acetone	< LOQ	5000	200	pass		Acetonitrile	< LOQ	410	100	pass	
Benzene	< LOQ	2.00	1.00	pass		Butanes (sum)	< LOQ	5000	400	pass	
Cyclohexane	< LOQ	3880	200	pass		Ethyl acetate	< LOQ	5000	200	pass	
Ethyl benzene	< LOQ		200			Ethyl ether	< LOQ	5000	200	pass	
Ethylene glycol	< LOQ	620	200	pass		Ethylene oxide	< LOQ	50.0	20.0	pass	
Hexanes (sum)	< LOQ	290	150	pass		Isopropyl acetate	< LOQ	5000	200	pass	
Isopropylbenzene (Cumene)	< LOQ	70.0	30.0	pass		m,p-Xylene	< LOQ		200		
Methanol	< LOQ	3000	200	pass		Methylene chloride	< LOQ	600	60.0	pass	
Methylpropane (Isobutane)	< LOQ		200			n-Butane	< LOQ		200		
n-Heptane	< LOQ	5000	200	pass		n-Hexane	< LOQ		30.0		
n-Pentane	< LOQ		200			o-Xylene	< LOQ		200		
Pentanes (sum)	< LOQ	5000	600	pass		Propane	< LOQ	5000	200	pass	
Tetrahydrofuran	< LOQ	720	100	pass		Toluene	< LOQ	890	100	pass	
Total Xylenes	< LOQ		400			Total Xylenes and Ethyl benzene	< LOQ	2170	600	pass	



12423 NE Whitaker Way
Portland, OR 97230
503-254-1794



Report Number: 22-006236/D005.R000
Report Date: 06/07/2022
ORELAP#: OR100028
Purchase Order:
Received: 05/31/22 10:44

Pesticides											
Method AOAC 2007.01 & EN 15662 (mod) Units mg/kg Batch 2204731 Analyze 06/03/22 01:17 PM											
Analyte	Result	Limits	LOQ	Status	Notes	Analyte	Result	Limits	LOQ	Status	Notes
Abamectin	< LOQ	0.50	0.250	pass		Acephate	< LOQ	0.40	0.250	pass	
Acequinocyl	< LOQ	2.0	1.00	pass		Acetamiprid	< LOQ	0.20	0.100	pass	
Aldicarb	< LOQ	0.40	0.200	pass		Azoxystrobin	< LOQ	0.20	0.100	pass	
Bifentazate	< LOQ	0.20	0.100	pass		Bifenthrin	< LOQ	0.20	0.100	pass	
Boscalid	< LOQ	0.40	0.200	pass		Carbaryl	< LOQ	0.20	0.100	pass	
Carbofuran	< LOQ	0.20	0.100	pass		Chlorantraniliprole	< LOQ	0.20	0.100	pass	
Chlorfenapyr	< LOQ	1.0	0.500	pass		Chlorpyrifos	< LOQ	0.20	0.100	pass	
Clofentezine	< LOQ	0.20	0.100	pass		Cyfluthrin	< LOQ	1.0	0.500	pass	
Cypermethrin	< LOQ	1.0	0.500	pass		Daminozide	< LOQ	1.0	0.500	pass	
Diazinon	< LOQ	0.20	0.100	pass		Dichlorvos	< LOQ	1.0	0.500	pass	
Dimethoate	< LOQ	0.20	0.100	pass		Ethoprophos	< LOQ	0.20	0.100	pass	
Etofenprox	< LOQ	0.40	0.200	pass		Etoxazole	< LOQ	0.20	0.100	pass	
Fenoxycarb	< LOQ	0.20	0.100	pass		Fenpyroximate	< LOQ	0.40	0.200	pass	
Fipronil	< LOQ	0.40	0.200	pass		Fonicamid	< LOQ	1.0	0.400	pass	
Fludioxonil	< LOQ	0.40	0.200	pass		Hexythiazox	< LOQ	1.0	0.400	pass	
Imazalil	< LOQ	0.20	0.100	pass		Imidacloprid	< LOQ	0.40	0.200	pass	
Kresoxim-methyl	< LOQ	0.40	0.200	pass		Malathion	< LOQ	0.20	0.100	pass	
Metalaxyl	< LOQ	0.20	0.100	pass		Methiocarb	< LOQ	0.20	0.100	pass	
Methomyl	< LOQ	0.40	0.200	pass		MGK-264	< LOQ	0.20	0.100	pass	
Myclobutanil	< LOQ	0.20	0.100	pass		Naled	< LOQ	0.50	0.250	pass	
Oxamyl	< LOQ	1.0	0.500	pass		Paclobutrazole	< LOQ	0.40	0.200	pass	
Parathion-Methyl	< LOQ	0.20	0.200	pass		Permethrin	< LOQ	0.20	0.100	pass	
Phosmet	< LOQ	0.20	0.100	pass		Piperonyl butoxide	< LOQ	2.0	1.00	pass	
Prallethrin	< LOQ	0.20	0.200	pass		Propiconazole	< LOQ	0.40	0.200	pass	
Propoxur	< LOQ	0.20	0.100	pass		Pyrethrin I (total)	< LOQ	1.0	0.500	pass	
Pyridaben	< LOQ	0.20	0.100	pass		Spinosad	< LOQ	0.20	0.100	pass	
Spiromesifen	< LOQ	0.20	0.100	pass		Spirotetramat	< LOQ	0.20	0.100	pass	
Spiroxamine	< LOQ	0.40	0.200	pass		Tebuconazole	< LOQ	0.40	0.200	pass	
Thiacloprid	< LOQ	0.20	0.100	pass		Thiamethoxam	< LOQ	0.20	0.100	pass	
Trifloxystrobin	< LOQ	0.20	0.100	pass							

Metals										
Analyte	Result	Limits	Units	LOQ	Batch	Analyze	Method	Status	Notes	
Arsenic	< LOQ	0.200	mg/kg	0.0154	2204705	06/02/22	AOAC 2013.06 (mod.)	pass	X	
Cadmium	< LOQ	0.200	mg/kg	0.0154	2204705	06/02/22	AOAC 2013.06 (mod.)	pass	X	
Lead	< LOQ	0.500	mg/kg	0.0154	2204705	06/02/22	AOAC 2013.06 (mod.)	pass	X	
Mercury	< LOQ	0.100	mg/kg	0.00769	2204705	06/02/22	AOAC 2013.06 (mod.)	pass	X	



12423 NE Whitaker Way
Portland, OR 97230
503-254-1794



Report Number: 22-006236/D005.R000
Report Date: 06/07/2022
ORELAP#: OR100028
Purchase Order:
Received: 05/31/22 10:44

These test results are representative of the individual sample selected and submitted by the client.

Abbreviations

Limits: Action Levels per OAR-333-007-0400, OAR-333-007-0210, OAR-333-007-0220, CCR title 16-division 42. BCC-section 5723

Limit(s) of Quantitation (LOQ): The minimum levels, concentrations, or quantities of a target variable (e.g., target analyte) that can be reported with a specified degree of confidence.

† = Analyte not NELAP accredited.

Units of Measure

cfu/g = Colony forming units per gram

µg/g = Microgram per gram

mg/kg = Milligram per kilogram = parts per million (ppm)

% wt = µg/g divided by 10,000

Glossary of Qualifiers

X: Not ORELAP accredited.

Approved Signatory

Derrick Tanner
General Manager



12423 NE Whitaker Way
 Portland, OR 97230
 503-254-1794



Report Number: 22-006236/D005.R000
Report Date: 06/07/2022
ORELAP#: OR100028
Purchase Order:
Received: 05/31/22 10:44

Revision: 3 Document ID: 3120
 Legacy ID: CFL-C21 Worksheet Validated 10/30/2020

Laboratory Pesticide Quality Control Results

AOAC 2007.1 & EN 15662		Units: mg/Kg			Batch ID: 2204731			
Method Blank		Laboratory Control Sample						
Analyte	Blank Result	Blank Limits	Notes	LCS Result	LCS Spike	LCS % Rec	Limits	Notes
Abamectin	0.000	< 0.250		1.059	1.000	105.9	50.0	150
Acephate	0.000	< 0.250		0.976	1.000	97.6	60.0	120
Acetamiprid	0.000	< 1.000		3.040	4.000	76.0	40.0	160
Acetamiprid	0.000	< 0.100		0.401	0.400	100.3	60.0	120
Aldicarb	0.000	< 0.200		0.827	0.800	103.4	60.0	120
Azoxystrobin	0.000	< 0.100		0.411	0.400	102.8	60.0	120
Bifenazate	0.000	< 0.100		0.399	0.400	99.8	60.0	120
Bifenthrin	0.000	< 0.100		0.370	0.400	92.6	50.0	150
Boscalid	0.000	< 0.200		0.808	0.800	100.9	60.0	120
Carbaryl	0.000	< 0.100		0.394	0.400	98.5	60.0	120
Carbofuran	0.000	< 0.100		0.403	0.400	100.7	60.0	120
Chlorantraniliprole	0.000	< 0.100		0.418	0.400	104.5	60.0	120
Chlorfenapyr	0.000	< 0.500		1.888	2.000	94.4	60.0	120
Chlorpyrifos	0.000	< 0.100		0.391	0.400	97.7	60.0	120
Clofentazine	0.000	< 0.100		0.139	0.400	34.8	60.0	120
Cyfluthrin	0.000	< 0.500		1.990	2.000	99.5	50.0	150
Cypermethrin	0.000	< 0.500		1.991	2.000	99.5	50.0	150
Daminozide	0.000	< 0.500		0.612	2.000	30.6	60.0	120
Diazinon	0.000	< 0.100		0.414	0.400	103.4	60.0	120
Dichlorvos	0.000	< 0.500		2.247	2.000	112.4	60.0	120
Dimethoate	0.000	< 0.100		0.409	0.400	102.2	60.0	120
Ethoprophos	0.000	< 0.100		0.417	0.400	104.3	60.0	120
Etofenprox	0.000	< 0.200		0.785	0.800	98.1	50.0	150
Etoxazole	0.000	< 0.100		0.432	0.400	107.9	60.0	120
Fenoxycarb	0.000	< 0.100		0.413	0.400	103.3	60.0	120
Fenpyroximate	0.000	< 0.200		0.815	0.800	101.9	60.0	120
Fipronil	0.000	< 0.200		0.806	0.800	100.8	60.0	120
Fonicamid	0.000	< 0.250		0.952	1.000	95.2	60.0	120
Fludioxonil	0.000	< 0.200		0.803	0.800	100.4	50.0	150
Hexythiazox	0.000	< 0.250		1.004	1.000	100.4	60.0	120
Imazalil	0.000	< 0.100		0.387	0.400	96.6	60.0	120
Imidacloprid	0.000	< 0.200		0.765	0.800	95.6	60.0	120
Kresoxim-methyl	0.000	< 0.200		0.769	0.800	96.2	60.0	120
Malathion	0.000	< 0.100		0.409	0.400	102.3	60.0	120
Metlaxyl	0.000	< 0.100		0.417	0.400	104.2	60.0	120
Methiocarb	0.000	< 0.100		0.395	0.400	98.8	60.0	120
Methomyl	0.000	< 0.200		0.736	0.800	92.0	60.0	120
MGK-264	0.000	< 0.100		0.427	0.400	106.6	50.0	150
Myclobutanil	0.000	< 0.100		0.390	0.400	97.5	60.0	120
Naled	0.000	< 0.250		0.481	1.000	48.1	50.0	150
Oxamyl	0.000	< 0.500		1.831	2.000	91.6	60.0	120
Pacllobutrazole	0.000	< 0.200		0.861	0.800	107.6	60.0	120
Parathion-Methyl	0.000	< 0.200		0.697	0.800	87.2	50.0	150
Permethrin	0.000	< 0.100		0.381	0.400	95.3	50.0	150
Phosmet	0.000	< 0.100		0.413	0.400	103.1	50.0	150
Piperonyl butoxide	0.000	< 0.500		2.209	2.000	110.4	60.0	120
Prallethrin	0.000	< 0.100		0.407	0.400	101.7	60.0	120
Propiconazole	0.000	< 0.200		0.822	0.800	102.8	60.0	120
Propoxur	0.000	< 0.100		0.416	0.400	103.9	60.0	120
Pyrethrin (Summe)	0.000	< 0.100		0.433	0.413	104.8	60.0	120
Pyridaben	0.000	< 0.100		0.398	0.400	99.4	50.0	150
Spirosad	0.000	< 0.100		0.418	0.388	107.8	50.0	150
Spiromesifen	0.000	< 0.100		0.395	0.400	98.7	60.0	120
Spirotetramat	0.000	< 0.100		0.395	0.400	98.7	60.0	120
Spiroxamine	0.000	< 0.200		0.829	0.800	103.6	60.0	120
Tebuconazole	0.000	< 0.200		0.829	0.800	103.6	60.0	120
Thiacloprid	0.000	< 0.100		0.423	0.400	105.7	60.0	120
Thiamethoxam	0.000	< 0.100		0.374	0.400	93.5	60.0	120
Trifloxystrobin	0.000	< 0.100		0.407	0.400	101.8	60.0	120



12423 NE Whitaker Way
Portland, OR 97230
503-254-1794



Report Number: 22-006236/D005.R000
Report Date: 06/07/2022
ORELAP#: OR100028
Purchase Order:
Received: 05/31/22 10:44

Revision: 3 Document ID: 3120
Legacy ID: CFL-C21 Worksheet Validated 10/30/2020

Laboratory Pesticide Quality Control Results

AOAC 2007.1 & EN 15662		Units: mg/Kg				Batch ID: 2204731				
Matrix Spike/Matrix Spike Duplicate Recoveries					Sample ID: 22-006239-0001					
Analyte	Result	MS Res	MSD Res	Spike	RPD%	Limit	MS % Rec	MSD % Rec	Limits	Notes
Abamectin	0.001	0.942	0.928	1.000	1.4%	< 30	94.1%	92.8%	50 - 150	
Acephate	0.000	1.209	1.209	1.000	0.0%	< 30	120.9%	120.9%	50 - 150	
Acetaminophen	0.000	4.485	4.127	4.000	8.3%	< 30	112.1%	103.2%	50 - 150	
Acetamiprid	0.000	0.488	0.491	0.400	0.7%	< 30	122.0%	122.8%	50 - 150	
Aldicarb	0.000	0.952	0.959	0.800	0.7%	< 30	119.0%	119.9%	50 - 150	
Azoxystrobin	0.000	0.469	0.474	0.400	1.1%	< 30	117.3%	118.6%	50 - 150	
Bifenazate	0.000	0.386	0.407	0.400	5.4%	< 30	96.4%	101.8%	50 - 150	
Bifenthrin	0.000	0.401	0.399	0.400	0.5%	< 30	100.2%	99.6%	50 - 150	
Boscalid	0.000	0.848	0.801	0.800	5.6%	< 30	105.9%	100.2%	50 - 150	
Carbaryl	0.000	0.548	0.556	0.400	1.6%	< 30	137.0%	139.1%	50 - 150	
Carbofuran	0.000	0.469	0.464	0.400	1.0%	< 30	117.2%	116.1%	50 - 150	
Chlorantraniliprole	0.000	0.429	0.429	0.400	0.1%	< 30	107.3%	107.2%	50 - 150	
Chlorfenapyr	0.000	2.066	1.904	2.000	8.1%	< 30	103.3%	95.2%	50 - 150	
Chlorpyrifos	0.000	0.400	0.403	0.400	0.6%	< 30	100.1%	100.7%	50 - 150	
Clofentazine	0.000	0.385	0.401	0.400	4.1%	< 30	96.4%	100.4%	50 - 150	
Cyfluthrin	0.000	2.690	2.842	2.000	5.5%	< 30	134.5%	142.1%	30 - 150	
Cypermethrin	0.000	2.576	2.553	2.000	0.9%	< 30	128.8%	127.7%	50 - 150	
Daminozide	0.000	0.974	0.987	2.000	1.3%	< 30	48.7%	49.3%	30 - 150	
Diazinon	0.000	0.430	0.441	0.400	2.7%	< 30	107.4%	110.3%	50 - 150	
Dichlorvos	0.000	2.303	2.345	2.000	1.8%	< 30	115.2%	117.3%	50 - 150	
Dimethoate	0.000	0.493	0.498	0.400	1.2%	< 30	123.2%	124.6%	50 - 150	
Ethoprophos	0.000	0.435	0.452	0.400	3.8%	< 30	108.7%	112.9%	50 - 150	
Etofenprox	0.000	0.853	0.854	0.800	0.2%	< 30	106.6%	106.8%	50 - 150	
Etoxazole	0.000	0.420	0.422	0.400	0.5%	< 30	105.0%	105.5%	50 - 150	
Fenoxycarb	0.000	0.493	0.503	0.400	2.1%	< 30	123.2%	125.8%	50 - 150	
Fenpyroximate	0.000	0.963	0.995	0.800	3.3%	< 30	120.3%	124.4%	50 - 150	
Fipronil	0.000	1.387	1.388	0.800	0.1%	< 30	173.4%	173.6%	50 - 150	Q
Fonicamid	0.000	1.005	1.165	1.000	14.7%	< 30	100.5%	116.5%	50 - 150	
Fludioxonil	0.000	0.742	0.783	0.800	5.4%	< 30	92.7%	97.9%	50 - 150	
Hexythiazox	0.000	1.121	1.132	1.000	1.0%	< 30	112.1%	113.2%	50 - 150	
Imazalil	0.000	0.445	0.450	0.400	1.0%	< 30	111.4%	112.5%	50 - 150	
Imidacloprid	0.000	0.657	0.686	0.800	4.4%	< 30	82.1%	85.8%	50 - 150	
Kresoxim-methyl	0.000	0.833	0.871	0.800	4.5%	< 30	104.1%	108.9%	50 - 150	
Malathion	0.000	0.458	0.463	0.400	1.1%	< 30	114.6%	115.9%	50 - 150	
Metaxalyl	0.000	0.463	0.462	0.400	0.3%	< 30	115.7%	115.4%	50 - 150	
Methiocarb	0.000	0.438	0.436	0.400	0.5%	< 30	109.6%	109.0%	50 - 150	
Methomyl	0.000	0.794	0.782	0.800	1.6%	< 30	99.3%	97.7%	50 - 150	
MGK-264	0.000	0.583	0.575	0.400	1.4%	< 30	145.8%	143.7%	50 - 150	
Myclobutanil	0.000	0.435	0.450	0.400	3.3%	< 30	108.8%	112.4%	50 - 150	
Naled	0.000	1.266	1.289	1.000	1.8%	< 30	126.6%	128.9%	50 - 150	
Oxamyl	0.000	1.881	1.891	2.000	0.5%	< 30	94.1%	94.5%	50 - 150	
Pacllobutrazole	0.000	1.338	1.316	0.800	1.7%	< 30	167.3%	164.5%	50 - 150	Q
Parathion-Methyl	0.000	0.832	0.906	0.800	8.6%	< 30	103.9%	113.2%	30 - 150	
Permethrin	0.000	0.399	0.411	0.400	2.8%	< 30	99.9%	102.7%	50 - 150	
Phosmet	0.000	0.454	0.493	0.400	8.2%	< 30	113.6%	123.3%	50 - 150	
Piperonyl butoxide	0.000	2.231	2.309	2.000	3.4%	< 30	111.6%	115.4%	50 - 150	
Prallethrin	0.000	0.599	0.604	0.400	0.9%	< 30	149.7%	151.0%	50 - 150	Q
Propiconazole	0.000	1.318	1.328	0.800	0.8%	< 30	164.8%	166.0%	50 - 150	Q
Propoxur	0.000	0.488	0.497	0.400	1.9%	< 30	121.9%	124.2%	50 - 150	
Pyrethrin (Summe)	0.000	0.446	0.455	0.413	2.1%	< 30	108.0%	110.3%	50 - 150	
Pyridaben	0.000	0.550	0.569	0.400	3.2%	< 30	137.6%	142.1%	50 - 150	
Spirosad	0.000	0.462	0.458	0.388	0.8%	< 30	119.1%	118.1%	50 - 150	
Spiromesifen	0.000	0.491	0.501	0.400	2.0%	< 30	122.9%	125.4%	50 - 150	
Spirotetramat	0.000	0.314	0.313	0.400	0.2%	< 30	78.4%	78.2%	50 - 150	
Spiroxamine	0.000	0.945	0.931	0.800	1.5%	< 30	118.2%	116.4%	50 - 150	
Tebuconazole	0.000	1.231	1.210	0.800	1.7%	< 30	153.8%	151.3%	50 - 150	Q
Thiacloprid	0.000	0.501	0.518	0.400	3.5%	< 30	125.1%	129.6%	50 - 150	
Thiamethoxam	0.000	0.420	0.417	0.400	0.6%	< 30	104.9%	104.3%	50 - 150	
Trifloxystrobin	0.000	0.428	0.432	0.400	1.0%	< 30	107.0%	108.1%	50 - 150	

Test results relate only to the parameters tested and to the samples as received by the laboratory. Test results meet all requirements of NELAP and the Columbia Laboratories quality assurance plan unless otherwise noted. This report shall not be reproduced, except in full, without the written consent of this laboratory. Samples will be retained for a maximum of 30 days from the receipt date unless prior arrangements have been made.

Testing in accordance with: OAR 333-007-0390 OAR 333-007-0400 OAR 333-007-0410



12423 NE Whitaker Way
Portland, OR 97230
503-254-1794



Report Number: 22-006236/D005.R000
Report Date: 06/07/2022
ORELAP#: OR100028
Purchase Order:
Received: 05/31/22 10:44

Revision: Document ID:
Legacy ID: Effective:

Laboratory Quality Control Results

Residual Solvents				Batch ID: 2204806					
Method Blank				Laboratory Control Sample					
Analyte	Result	LOQ	Notes	Result	Spike	Units	% Rec	Limits	Notes
Propane	ND	< 200		391	572	µg/g	68.4	60 - 120	
Isobutane	ND	< 200		538	731	µg/g	73.6	60 - 120	
Butane	ND	< 200		521	731	µg/g	71.3	60 - 120	
2,2-Dimethylpropane	ND	< 200		642	936	µg/g	68.6	60 - 120	
Methanol	ND	< 200		1350	1650	µg/g	81.8	60 - 120	
Ethylene Oxide	ND	< 30		44.6	56.2	µg/g	79.4	60 - 120	
2-Methylbutane	ND	< 200		1370	1620	µg/g	84.6	60 - 120	
Pentane	ND	< 200		1350	1610	µg/g	83.9	60 - 120	
Ethanol	ND	< 200		1260	1620	µg/g	77.8	70 - 130	
Ethyl Ether	ND	< 200		1320	1600	µg/g	82.5	60 - 120	
2,2-Dimethylbutane	ND	< 30		137	167	µg/g	82.0	60 - 120	
Acetone	ND	< 200		1380	1620	µg/g	85.2	60 - 120	
2-Propanol	ND	< 200		1260	1610	µg/g	78.3	60 - 120	
Acetonitrile	ND	< 100		527	635	µg/g	83.0	60 - 120	
2,3-Dimethylbutane	ND	< 30		149	177	µg/g	84.2	60 - 120	
Dichloromethane	ND	< 60		447	498	µg/g	89.8	60 - 120	
2-Methylpentane	ND	< 30		135	166	µg/g	81.3	60 - 120	
3-Methylpentane	ND	< 30		141	175	µg/g	80.6	60 - 120	
Hexane	ND	< 30		139	174	µg/g	79.9	60 - 120	
Ethyl acetate	ND	< 200		1310	1610	µg/g	81.4	60 - 120	
2-Butanol	ND	< 200		1260	1620	µg/g	77.8	60 - 120	
Tetrahydrofuran	ND	< 100		414	507	µg/g	81.7	60 - 120	
Cyclohexane	ND	< 200		1320	1610	µg/g	82.0	60 - 120	
Benzene	ND	< 1		4.23	5.22	µg/g	81.0	60 - 120	
Isopropyl Acetate	ND	< 200		1300	1610	µg/g	80.7	60 - 120	
Heptane	ND	< 200		1310	1610	µg/g	81.4	60 - 120	
1,4-Dioxane	ND	< 100		411	508	µg/g	80.9	60 - 120	
2-Ethoxyethanol	ND	< 30		116	165	µg/g	70.3	60 - 120	
Ethylene Glycol	ND	< 200		356	492	µg/g	72.4	60 - 120	
Toluene	ND	< 100		395	497	µg/g	79.5	60 - 120	
Ethylbenzene	ND	< 200		786	980	µg/g	80.2	60 - 120	
m,p-Xylene	ND	< 200		786	985	µg/g	79.8	60 - 120	
o-Xylene	ND	< 200		776	965	µg/g	80.4	60 - 120	
Cumene	ND	< 30		130	168	µg/g	77.4	60 - 120	



12423 NE Whitaker Way
Portland, OR 97230
503-254-1794



Report Number: 22-006236/D005.R000
Report Date: 06/07/2022
ORELAP#: OR100028
Purchase Order:
Received: 05/31/22 10:44

Revision: Document ID:
Legacy ID: Effective:

QC - Sample Duplicate			Sample ID: 22-006238-0001					
Analyte	Result	Org. Result	LOQ	Units	RPD	Limits	Accept/Fail	Notes
Propane	ND	ND	200	µg/g	0.0	< 20	Acceptable	
Isobutane	ND	ND	200	µg/g	0.0	< 20	Acceptable	
Butane	ND	ND	200	µg/g	0.0	< 20	Acceptable	
2,2-Dimethylpropane	ND	ND	200	µg/g	0.0	< 20	Acceptable	
Methanol	ND	ND	200	µg/g	0.0	< 20	Acceptable	
Ethylene Oxide	ND	ND	30	µg/g	0.0	< 20	Acceptable	
2-Methylbutane	ND	ND	200	µg/g	0.0	< 20	Acceptable	
Pentane	ND	ND	200	µg/g	0.0	< 20	Acceptable	
Ethanol	ND	ND	200	µg/g	0.0	< 20	Acceptable	
Ethyl Ether	ND	ND	200	µg/g	0.0	< 20	Acceptable	
2,2-Dimethylbutane	ND	ND	30	µg/g	0.0	< 20	Acceptable	
Acetone	ND	ND	200	µg/g	0.0	< 20	Acceptable	
2-Propanol	ND	ND	200	µg/g	0.0	< 20	Acceptable	
Acetonitrile	ND	ND	100	µg/g	0.0	< 20	Acceptable	
2,3-Dimethylbutane	ND	ND	30	µg/g	0.0	< 20	Acceptable	
Dichloromethane	ND	ND	60	µg/g	0.0	< 20	Acceptable	
2-Methylpentane	ND	ND	30	µg/g	0.0	< 20	Acceptable	
3-Methylpentane	ND	ND	30	µg/g	0.0	< 20	Acceptable	
Hexane	ND	ND	30	µg/g	0.0	< 20	Acceptable	
Ethyl acetate	ND	ND	200	µg/g	0.0	< 20	Acceptable	
2-Butanol	ND	ND	200	µg/g	0.0	< 20	Acceptable	
Tetrahydrofuran	ND	ND	100	µg/g	0.0	< 20	Acceptable	
Cyclohexane	ND	ND	200	µg/g	0.0	< 20	Acceptable	
Benzene	ND	ND	1	µg/g	0.0	< 20	Acceptable	
Isopropyl Acetate	ND	ND	200	µg/g	0.0	< 20	Acceptable	
Heptane	ND	ND	200	µg/g	0.0	< 20	Acceptable	
1,4-Dioxane	ND	ND	100	µg/g	0.0	< 20	Acceptable	
2-Ethoxyethanol	ND	ND	30	µg/g	0.0	< 20	Acceptable	
Ethylene Glycol	ND	ND	200	µg/g	0.0	< 20	Acceptable	
Toluene	ND	ND	100	µg/g	0.0	< 20	Acceptable	
Ethylbenzene	ND	ND	200	µg/g	0.0	< 20	Acceptable	
m,p-Xylene	ND	ND	200	µg/g	0.0	< 20	Acceptable	
o-Xylene	ND	ND	200	µg/g	0.0	< 20	Acceptable	
Cumene	ND	ND	30	µg/g	0.0	< 20	Acceptable	

Abbreviations

ND - None Detected at or above MRL
RPD - Relative Percent Difference
LOQ - Limit of Quantitation

Units of Measure:

µg/g - Microgram per gram or ppm



12423 NE Whitaker Way
Portland, OR 97230
503-254-1794



Report Number: 22-006236/D005.R000
Report Date: 06/07/2022
ORELAP#: OR100028
Purchase Order:
Received: 05/31/22 10:44





Explanation of QC Flag Comments:

Code	Explanation
Q	Matrix interferences affecting spike or surrogate recoveries.
Q1	Quality control result biased high. Only non-detect samples reported.
Q2	Quality control outside QC limits. Data considered estimate.
Q3	Sample concentration greater than four times the amount spiked.
Q4	Non-homogenous sample matrix, affecting RPD result and/or % recoveries.
Q5	Spike results above calibration curve.
Q6	Quality control outside QC limits. Data acceptable based on remaining QC.
R	Relative percent difference (RPD) outside control limit.
R1	RPD non-calculable, as sample or duplicate results are less than five times the LOQ.
R2	Sample replicates RPD non-calculable, as only one replicate is within the analytical range.
LOQ1	Quantitation level raised due to low sample volume and/or dilution.
LOQ2	Quantitation level raised due to matrix interference.
B	Analyte detected in method blank, but not in associated samples.
B1	The sample concentration is greater than 5 times the blank concentration.
B2	The sample concentration is less than 5 times the blank concentration.



Lifted Made

Sample 226-011322-241

Tropical Pucks

Batch/Lot # 0052022LDB0000173 45D8 5D10

Sample Submitted: 01-13-2022; Report Date: 01-14-2022

nullSample Unit Size: 3.30 g

Tropical Pucks

Edible: Candy

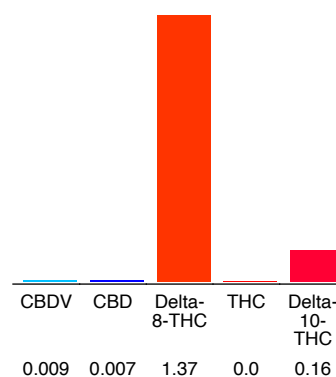
Batch/Lot # 0052022LDB0000173 45D8

5D10

Chromatogram



Cannabinoid Profile



Cannabinoid Profile by HPLC

0.00%
Calculated THC Yield

0.01%
Calculated CBD Yield

1.55%
Total Cannabinoids

Cannabinoid	% wt	mg/unit
CBDV	0.009	0.297
CBD	0.007	0.231
Delta-8-THC	1.37	45.21
THC	0.0	0.0
Delta-10-THC	0.16	5.28
Total Cannabinoids	1.55	51.0
Calculated THC Yield	0.00	0.00
Calculated CBD Yield	0.01	0.23

Calculated Maximum THC Yield = THC + 0.877 * THCA
 Calculated Maximum CBD Yield = CBD + 0.877 * CBDA

Marin Analytics, LLC
 250 Bel Marin Keys Blvd, Suite D4
 Novato, CA 94949

415-936-6477 / sarabiancalana1@gmail.com

Sara Biancalana
Sara Biancalana
 Chief Scientist

This sample has been tested by Marin Analytics, LLC using valid testing methodologies and a quality system. Values reported relate only to the sample tested. Marin Analytics, LLC makes no claims as to the efficacy, safety or other risks associated with any detected or non-detected levels of any compounds reported herein. This Certificate shall not be reproduced except in full, without the written approval of Marin Analytics, LLC.



12423 NE Whitaker Way
Portland, OR 97230
503-254-1794



Report Number: 22-006236/D007.R000
Report Date: 06/07/2022
ORELAP#: OR100028
Purchase Order:
Received: 05/31/22 10:44

Customer: Lifted Made
Product identity: Tropical BL-Puck 1432022LDB0000402 45mg D8 5mg D10
Client/Metric ID: .
Laboratory ID: 22-006236-0003

Summary

Residual Solvents:

All analytes passing and less than LOQ.

Pesticides:

All analytes passing and less than LOQ.

Metals:

Less than LOQ for all analytes.

Microbiology:

Analyte	Result	Units
Yeast (RAPID Petrifilm)	10	cfu/g



12423 NE Whitaker Way
Portland, OR 97230
503-254-1794



Report Number: 22-006236/D007.R000
Report Date: 06/07/2022
ORELAP#: OR100028
Purchase Order:
Received: 05/31/22 10:44

Customer: Lifted Made
43360 N US HWY 41 Unit H
Zion Illinois 60099
United States of America (USA)

Product identity: Tropical BL-Puck 1432022LDB0000402 45mg D8 5mg D10

Client/Metric ID: .

Sample Date:

Laboratory ID: 22-006236-0003

Evidence of Cooling: No

Temp: 18.9 °C

Relinquished by: UPS

Sample Results

Microbiology

Analyte	Result	Limits	Units	LOQ	Batch	Analyze	Method	Status	Notes
Aerobic Plate Count	< LOQ		cfu/g	10	2204605	06/03/22	AOAC 990.12 (Petrifilm)	X	
E.coli	< LOQ		cfu/g	10	2204603	06/03/22	AOAC 991.14 (Petrifilm)	X	
Total Coliforms	< LOQ		cfu/g	10	2204603	06/03/22	AOAC 991.14 (Petrifilm)	X	
Mold (RAPID Petrifilm)	< LOQ		cfu/g	10	2204604	06/04/22	AOAC 2014.05 (RAPID)	X	
Yeast (RAPID Petrifilm)	10		cfu/g	10	2204604	06/04/22	AOAC 2014.05 (RAPID)	X	

Solvents

Residual Solvents by GC/MS						Batch 2204806 Analyze 06/07/22 10:15 AM					
Analyte	Result	Limits	LOQ	Status	Notes	Analyte	Result	Limits	LOQ	Status	Notes
1,4-Dioxane	< LOQ	380	100	pass		2-Butanol	< LOQ	5000	200	pass	
2-Ethoxyethanol	< LOQ	160	30.0	pass		2-Methylbutane (Isopentane)	< LOQ		200		
2-Methylpentane	< LOQ		30.0			2-Propanol (IPA)	< LOQ	5000	200	pass	
2,2-Dimethylbutane	< LOQ		30.0			2,2-Dimethylpropane (neo-pentane)	< LOQ		200		
2,3-Dimethylbutane	< LOQ		30.0			3-Methylpentane	< LOQ		30.0		
Acetone	< LOQ	5000	200	pass		Acetonitrile	< LOQ	410	100	pass	
Benzene	< LOQ	2.00	1.00	pass		Butanes (sum)	< LOQ	5000	400	pass	
Cyclohexane	< LOQ	3880	200	pass		Ethyl acetate	< LOQ	5000	200	pass	
Ethyl benzene	< LOQ		200			Ethyl ether	< LOQ	5000	200	pass	
Ethylene glycol	< LOQ	620	200	pass		Ethylene oxide	< LOQ	50.0	20.0	pass	
Hexanes (sum)	< LOQ	290	150	pass		Isopropyl acetate	< LOQ	5000	200	pass	
Isopropylbenzene (Cumene)	< LOQ	70.0	30.0	pass		m,p-Xylene	< LOQ		200		
Methanol	< LOQ	3000	200	pass		Methylene chloride	< LOQ	600	60.0	pass	
Methylpropane (Isobutane)	< LOQ		200			n-Butane	< LOQ		200		
n-Heptane	< LOQ	5000	200	pass		n-Hexane	< LOQ		30.0		
n-Pentane	< LOQ		200			o-Xylene	< LOQ		200		
Pentanes (sum)	< LOQ	5000	600	pass		Propane	< LOQ	5000	200	pass	
Tetrahydrofuran	< LOQ	720	100	pass		Toluene	< LOQ	890	100	pass	
Total Xylenes	< LOQ		400			Total Xylenes and Ethyl benzene	< LOQ	2170	600	pass	



12423 NE Whitaker Way
Portland, OR 97230
503-254-1794



Report Number: 22-006236/D007.R000
Report Date: 06/07/2022
ORELAP#: OR100028
Purchase Order:
Received: 05/31/22 10:44

Pesticides											
Method AOAC 2007.01 & EN 15662 (mod) Units mg/kg Batch 2204731 Analyze 06/03/22 01:17 PM											
Analyte	Result	Limits	LOQ	Status	Notes	Analyte	Result	Limits	LOQ	Status	Notes
Abamectin	< LOQ	0.50	0.250	pass		Acephate	< LOQ	0.40	0.250	pass	
Acequinocyl	< LOQ	2.0	1.00	pass		Acetamiprid	< LOQ	0.20	0.100	pass	
Aldicarb	< LOQ	0.40	0.200	pass		Azoxystrobin	< LOQ	0.20	0.100	pass	
Bifentazate	< LOQ	0.20	0.100	pass		Bifenthrin	< LOQ	0.20	0.100	pass	
Boscalid	< LOQ	0.40	0.200	pass		Carbaryl	< LOQ	0.20	0.100	pass	
Carbofuran	< LOQ	0.20	0.100	pass		Chlorantraniliprole	< LOQ	0.20	0.100	pass	
Chlorfenapyr	< LOQ	1.0	0.500	pass		Chlorpyrifos	< LOQ	0.20	0.100	pass	
Clofentezine	< LOQ	0.20	0.100	pass		Cyfluthrin	< LOQ	1.0	0.500	pass	
Cypermethrin	< LOQ	1.0	0.500	pass		Daminozide	< LOQ	1.0	0.500	pass	
Diazinon	< LOQ	0.20	0.100	pass		Dichlorvos	< LOQ	1.0	0.500	pass	
Dimethoate	< LOQ	0.20	0.100	pass		Ethoprophos	< LOQ	0.20	0.100	pass	
Etofenprox	< LOQ	0.40	0.200	pass		Etoxazole	< LOQ	0.20	0.100	pass	
Fenoxycarb	< LOQ	0.20	0.100	pass		Fenpyroximate	< LOQ	0.40	0.200	pass	
Fipronil	< LOQ	0.40	0.200	pass		Fonicamid	< LOQ	1.0	0.400	pass	
Fludioxonil	< LOQ	0.40	0.200	pass		Hexythiazox	< LOQ	1.0	0.400	pass	
Imazalil	< LOQ	0.20	0.100	pass		Imidacloprid	< LOQ	0.40	0.200	pass	
Kresoxim-methyl	< LOQ	0.40	0.200	pass		Malathion	< LOQ	0.20	0.100	pass	
Metalaxyl	< LOQ	0.20	0.100	pass		Methiocarb	< LOQ	0.20	0.100	pass	
Methomyl	< LOQ	0.40	0.200	pass		MGK-264	< LOQ	0.20	0.100	pass	
Myclobutanil	< LOQ	0.20	0.100	pass		Naled	< LOQ	0.50	0.250	pass	
Oxamyl	< LOQ	1.0	0.500	pass		Paclobutrazole	< LOQ	0.40	0.200	pass	
Parathion-Methyl	< LOQ	0.20	0.200	pass		Permethrin	< LOQ	0.20	0.100	pass	
Phosmet	< LOQ	0.20	0.100	pass		Piperonyl butoxide	< LOQ	2.0	1.00	pass	
Prallethrin	< LOQ	0.20	0.200	pass		Propiconazole	< LOQ	0.40	0.200	pass	
Propoxur	< LOQ	0.20	0.100	pass		Pyrethrin I (total)	< LOQ	1.0	0.500	pass	
Pyridaben	< LOQ	0.20	0.100	pass		Spinosad	< LOQ	0.20	0.100	pass	
Spiromesifen	< LOQ	0.20	0.100	pass		Spirotetramat	< LOQ	0.20	0.100	pass	
Spiroxamine	< LOQ	0.40	0.200	pass		Tebuconazole	< LOQ	0.40	0.200	pass	
Thiacloprid	< LOQ	0.20	0.100	pass		Thiamethoxam	< LOQ	0.20	0.100	pass	
Trifloxystrobin	< LOQ	0.20	0.100	pass							

Metals										
Analyte	Result	Limits	Units	LOQ	Batch	Analyze	Method	Status	Notes	
Arsenic	< LOQ	0.200	mg/kg	0.0167	2204705	06/02/22	AOAC 2013.06 (mod.)	pass	X	
Cadmium	< LOQ	0.200	mg/kg	0.0167	2204705	06/02/22	AOAC 2013.06 (mod.)	pass	X	
Lead	< LOQ	0.500	mg/kg	0.0167	2204705	06/02/22	AOAC 2013.06 (mod.)	pass	X	
Mercury	< LOQ	0.100	mg/kg	0.00835	2204705	06/02/22	AOAC 2013.06 (mod.)	pass	X	



12423 NE Whitaker Way
Portland, OR 97230
503-254-1794



Report Number: 22-006236/D007.R000
Report Date: 06/07/2022
ORELAP#: OR100028
Purchase Order:
Received: 05/31/22 10:44

These test results are representative of the individual sample selected and submitted by the client.

Abbreviations

Limits: Action Levels per OAR-333-007-0400, OAR-333-007-0210, OAR-333-007-0220, CCR title 16-division 42. BCC-section 5723

Limit(s) of Quantitation (LOQ): The minimum levels, concentrations, or quantities of a target variable (e.g., target analyte) that can be reported with a specified degree of confidence.

† = Analyte not NELAP accredited.

Units of Measure

cfu/g = Colony forming units per gram

µg/g = Microgram per gram

mg/kg = Milligram per kilogram = parts per million (ppm)

% wt = µg/g divided by 10,000

Glossary of Qualifiers

X: Not ORELAP accredited.

Approved Signatory

Derrick Tanner
General Manager



12423 NE Whitaker Way
Portland, OR 97230
503-254-1794



Report Number: 22-006236/D007.R000
Report Date: 06/07/2022
ORELAP#: OR100028
Purchase Order:
Received: 05/31/22 10:44

Revision: 3 Document ID: 3120
Legacy ID: CFL-C21 Worksheet Validated 10/30/2020

Laboratory Pesticide Quality Control Results

AOAC 2007.1 & EN 15662		Units: mg/Kg			Batch ID: 2204731			
Method Blank		Laboratory Control Sample						
Analyte	Blank Result	Blank Limits	Notes	LCS Result	LCS Spike	LCS % Rec	Limits	Notes
Abamectin	0.000	< 0.250		1.059	1.000	105.9	50.0	150
Acephate	0.000	< 0.250		0.976	1.000	97.6	60.0	120
Acetamiprid	0.000	< 1.000		3.040	4.000	76.0	40.0	160
Acetamiprid	0.000	< 0.100		0.401	0.400	100.3	60.0	120
Aldicarb	0.000	< 0.200		0.827	0.800	103.4	60.0	120
Azoxystrobin	0.000	< 0.100		0.411	0.400	102.8	60.0	120
Bifenazate	0.000	< 0.100		0.399	0.400	99.8	60.0	120
Bifenthrin	0.000	< 0.100		0.370	0.400	92.6	50.0	150
Boscalid	0.000	< 0.200		0.808	0.800	100.9	60.0	120
Carbaryl	0.000	< 0.100		0.394	0.400	98.5	60.0	120
Carbofuran	0.000	< 0.100		0.403	0.400	100.7	60.0	120
Chlorantraniliprole	0.000	< 0.100		0.418	0.400	104.5	60.0	120
Chlorfenapyr	0.000	< 0.500		1.888	2.000	94.4	60.0	120
Chlorpyrifos	0.000	< 0.100		0.391	0.400	97.7	60.0	120
Clofentazine	0.000	< 0.100		0.139	0.400	34.8	60.0	120
Cyfluthrin	0.000	< 0.500		1.990	2.000	99.5	50.0	150
Cypermethrin	0.000	< 0.500		1.991	2.000	99.5	50.0	150
Daminozide	0.000	< 0.500		0.612	2.000	30.6	60.0	120
Diazinon	0.000	< 0.100		0.414	0.400	103.4	60.0	120
Dichlorvos	0.000	< 0.500		2.247	2.000	112.4	60.0	120
Dimethoate	0.000	< 0.100		0.409	0.400	102.2	60.0	120
Ethoprophos	0.000	< 0.100		0.417	0.400	104.3	60.0	120
Etofenprox	0.000	< 0.200		0.785	0.800	98.1	50.0	150
Etoxazole	0.000	< 0.100		0.432	0.400	107.9	60.0	120
Fenoxycarb	0.000	< 0.100		0.413	0.400	103.3	60.0	120
Fenpyroximate	0.000	< 0.200		0.815	0.800	101.9	60.0	120
Fipronil	0.000	< 0.200		0.806	0.800	100.8	60.0	120
Fonicamid	0.000	< 0.250		0.952	1.000	95.2	60.0	120
Fludioxonil	0.000	< 0.200		0.803	0.800	100.4	50.0	150
Hexythiazox	0.000	< 0.250		1.004	1.000	100.4	60.0	120
Imazalil	0.000	< 0.100		0.387	0.400	96.6	60.0	120
Imidacloprid	0.000	< 0.200		0.765	0.800	95.6	60.0	120
Kresoxim-methyl	0.000	< 0.200		0.769	0.800	96.2	60.0	120
Malathion	0.000	< 0.100		0.409	0.400	102.3	60.0	120
Metlaxyl	0.000	< 0.100		0.417	0.400	104.2	60.0	120
Methiocarb	0.000	< 0.100		0.395	0.400	98.8	60.0	120
Methomyl	0.000	< 0.200		0.736	0.800	92.0	60.0	120
MGK-264	0.000	< 0.100		0.427	0.400	106.6	50.0	150
Myclobutanil	0.000	< 0.100		0.390	0.400	97.5	60.0	120
Naled	0.000	< 0.250		0.481	1.000	48.1	50.0	150
Oxamyl	0.000	< 0.500		1.831	2.000	91.6	60.0	120
Pacllobutrazole	0.000	< 0.200		0.861	0.800	107.6	60.0	120
Parathion-Methyl	0.000	< 0.200		0.697	0.800	87.2	50.0	150
Permethrin	0.000	< 0.100		0.381	0.400	95.3	50.0	150
Phosmet	0.000	< 0.100		0.413	0.400	103.1	50.0	150
Piperonyl butoxide	0.000	< 0.500		2.209	2.000	110.4	60.0	120
Prallethrin	0.000	< 0.100		0.407	0.400	101.7	60.0	120
Propiconazole	0.000	< 0.200		0.822	0.800	102.8	60.0	120
Propoxur	0.000	< 0.100		0.416	0.400	103.9	60.0	120
Pyrethrin (Summe)	0.000	< 0.100		0.433	0.413	104.8	60.0	120
Pyridaben	0.000	< 0.100		0.398	0.400	99.4	50.0	150
Spirosad	0.000	< 0.100		0.418	0.388	107.8	50.0	150
Spiromesifen	0.000	< 0.100		0.395	0.400	98.7	60.0	120
Spirotetramat	0.000	< 0.100		0.395	0.400	98.7	60.0	120
Spiroxamine	0.000	< 0.200		0.829	0.800	103.6	60.0	120
Tebuconazole	0.000	< 0.200		0.829	0.800	103.6	60.0	120
Thiacloprid	0.000	< 0.100		0.423	0.400	105.7	60.0	120
Thiamethoxam	0.000	< 0.100		0.374	0.400	93.5	60.0	120
Trifloxystrobin	0.000	< 0.100		0.407	0.400	101.8	60.0	120



12423 NE Whitaker Way
Portland, OR 97230
503-254-1794



Report Number: 22-006236/D007.R000
Report Date: 06/07/2022
ORELAP#: OR100028
Purchase Order:
Received: 05/31/22 10:44

Revision: 3 Document ID: 3120
Legacy ID: CFL-C21 Worksheet Validated 10/30/2020

Laboratory Pesticide Quality Control Results

AOAC 2007.1 & EN 15662		Units: mg/Kg				Batch ID: 2204731				
Matrix Spike/Matrix Spike Duplicate Recoveries					Sample ID: 22-006239-0001					
Analyte	Result	MS Res	MSD Res	Spike	RPD%	Limit	MS % Rec	MSD % Rec	Limits	Notes
Abamectin	0.001	0.942	0.928	1.000	1.4%	< 30	94.1%	92.8%	50 - 150	
Acephate	0.000	1.209	1.209	1.000	0.0%	< 30	120.9%	120.9%	50 - 150	
Acetaminophen	0.000	4.485	4.127	4.000	8.3%	< 30	112.1%	103.2%	50 - 150	
Acetamiprid	0.000	0.488	0.491	0.400	0.7%	< 30	122.0%	122.8%	50 - 150	
Aldicarb	0.000	0.952	0.959	0.800	0.7%	< 30	119.0%	119.9%	50 - 150	
Azoxystrobin	0.000	0.469	0.474	0.400	1.1%	< 30	117.3%	118.6%	50 - 150	
Bifenazate	0.000	0.386	0.407	0.400	5.4%	< 30	96.4%	101.8%	50 - 150	
Bifenthrin	0.000	0.401	0.399	0.400	0.5%	< 30	100.2%	99.6%	50 - 150	
Boscalid	0.000	0.848	0.801	0.800	5.6%	< 30	105.9%	100.2%	50 - 150	
Carbaryl	0.000	0.548	0.556	0.400	1.6%	< 30	137.0%	139.1%	50 - 150	
Carbofuran	0.000	0.469	0.464	0.400	1.0%	< 30	117.2%	116.1%	50 - 150	
Chlorantraniliprole	0.000	0.429	0.429	0.400	0.1%	< 30	107.3%	107.2%	50 - 150	
Chlorfenapyr	0.000	2.066	1.904	2.000	8.1%	< 30	103.3%	95.2%	50 - 150	
Chlorpyrifos	0.000	0.400	0.403	0.400	0.6%	< 30	100.1%	100.7%	50 - 150	
Clofentazine	0.000	0.385	0.401	0.400	4.1%	< 30	96.4%	100.4%	50 - 150	
Cyfluthrin	0.000	2.690	2.842	2.000	5.5%	< 30	134.5%	142.1%	30 - 150	
Cypermethrin	0.000	2.576	2.553	2.000	0.9%	< 30	128.8%	127.7%	50 - 150	
Daminozide	0.000	0.974	0.987	2.000	1.3%	< 30	48.7%	49.3%	30 - 150	
Diazinon	0.000	0.430	0.441	0.400	2.7%	< 30	107.4%	110.3%	50 - 150	
Dichlorvos	0.000	2.303	2.345	2.000	1.8%	< 30	115.2%	117.3%	50 - 150	
Dimethoate	0.000	0.493	0.498	0.400	1.2%	< 30	123.2%	124.6%	50 - 150	
Ethoprophos	0.000	0.435	0.452	0.400	3.8%	< 30	108.7%	112.9%	50 - 150	
Etofenprox	0.000	0.853	0.854	0.800	0.2%	< 30	106.6%	106.8%	50 - 150	
Etoxazole	0.000	0.420	0.422	0.400	0.5%	< 30	105.0%	105.5%	50 - 150	
Fenoxycarb	0.000	0.493	0.503	0.400	2.1%	< 30	123.2%	125.8%	50 - 150	
Fenpyroximate	0.000	0.963	0.995	0.800	3.3%	< 30	120.3%	124.4%	50 - 150	
Fipronil	0.000	1.387	1.388	0.800	0.1%	< 30	173.4%	173.6%	50 - 150	Q
Flonicamid	0.000	1.005	1.165	1.000	14.7%	< 30	100.5%	116.5%	50 - 150	
Fludioxonil	0.000	0.742	0.783	0.800	5.4%	< 30	92.7%	97.9%	50 - 150	
Hexythiazox	0.000	1.121	1.132	1.000	1.0%	< 30	112.1%	113.2%	50 - 150	
Imazalil	0.000	0.445	0.450	0.400	1.0%	< 30	111.4%	112.5%	50 - 150	
Imidacloprid	0.000	0.657	0.686	0.800	4.4%	< 30	82.1%	85.8%	50 - 150	
Kresoxim-methyl	0.000	0.833	0.871	0.800	4.5%	< 30	104.1%	108.9%	50 - 150	
Malathion	0.000	0.458	0.463	0.400	1.1%	< 30	114.6%	115.9%	50 - 150	
Metaxalyl	0.000	0.463	0.462	0.400	0.3%	< 30	115.7%	115.4%	50 - 150	
Methiocarb	0.000	0.438	0.436	0.400	0.5%	< 30	109.6%	109.0%	50 - 150	
Methomyl	0.000	0.794	0.782	0.800	1.6%	< 30	99.3%	97.7%	50 - 150	
MGK-264	0.000	0.583	0.575	0.400	1.4%	< 30	145.8%	143.7%	50 - 150	
Myclobutanil	0.000	0.435	0.450	0.400	3.3%	< 30	108.8%	112.4%	50 - 150	
Naled	0.000	1.266	1.289	1.000	1.8%	< 30	126.6%	128.9%	50 - 150	
Oxamyl	0.000	1.881	1.891	2.000	0.5%	< 30	94.1%	94.5%	50 - 150	
Pacllobutrazole	0.000	1.338	1.316	0.800	1.7%	< 30	167.3%	164.5%	50 - 150	Q
Parathion-Methyl	0.000	0.832	0.906	0.800	8.6%	< 30	103.9%	113.2%	30 - 150	
Permethrin	0.000	0.399	0.411	0.400	2.8%	< 30	99.9%	102.7%	50 - 150	
Phosmet	0.000	0.454	0.493	0.400	8.2%	< 30	113.6%	123.3%	50 - 150	
Piperonyl butoxide	0.000	2.231	2.309	2.000	3.4%	< 30	111.6%	115.4%	50 - 150	
Prallethrin	0.000	0.599	0.604	0.400	0.9%	< 30	149.7%	151.0%	50 - 150	Q
Propiconazole	0.000	1.318	1.328	0.800	0.8%	< 30	164.8%	166.0%	50 - 150	Q
Propoxur	0.000	0.488	0.497	0.400	1.9%	< 30	121.9%	124.2%	50 - 150	
Pyrethrin (Summe)	0.000	0.446	0.455	0.413	2.1%	< 30	108.0%	110.3%	50 - 150	
Pyridaben	0.000	0.550	0.569	0.400	3.2%	< 30	137.6%	142.1%	50 - 150	
Spirosad	0.000	0.462	0.458	0.388	0.8%	< 30	119.1%	118.1%	50 - 150	
Spiromesifen	0.000	0.491	0.501	0.400	2.0%	< 30	122.9%	125.4%	50 - 150	
Spirotetramat	0.000	0.314	0.313	0.400	0.2%	< 30	78.4%	78.2%	50 - 150	
Spiroxamine	0.000	0.945	0.931	0.800	1.5%	< 30	118.2%	116.4%	50 - 150	
Tebuconazole	0.000	1.231	1.210	0.800	1.7%	< 30	153.8%	151.3%	50 - 150	Q
Thiacloprid	0.000	0.501	0.518	0.400	3.5%	< 30	125.1%	129.6%	50 - 150	
Thiamethoxam	0.000	0.420	0.417	0.400	0.6%	< 30	104.9%	104.3%	50 - 150	
Trifloxystrobin	0.000	0.428	0.432	0.400	1.0%	< 30	107.0%	108.1%	50 - 150	



12423 NE Whitaker Way
Portland, OR 97230
503-254-1794



Report Number: 22-006236/D007.R000
Report Date: 06/07/2022
ORELAP#: OR100028
Purchase Order:
Received: 05/31/22 10:44

Revision: Document ID:
Legacy ID: Effective:

Laboratory Quality Control Results

Residual Solvents				Batch ID: 2204806					
Method Blank				Laboratory Control Sample					
Analyte	Result	LOQ	Notes	Result	Spike	Units	% Rec	Limits	Notes
Propane	ND	< 200		391	572	µg/g	68.4	60 - 120	
Isobutane	ND	< 200		538	731	µg/g	73.6	60 - 120	
Butane	ND	< 200		521	731	µg/g	71.3	60 - 120	
2,2-Dimethylpropane	ND	< 200		642	936	µg/g	68.6	60 - 120	
Methanol	ND	< 200		1350	1650	µg/g	81.8	60 - 120	
Ethylene Oxide	ND	< 30		44.6	56.2	µg/g	79.4	60 - 120	
2-Methylbutane	ND	< 200		1370	1620	µg/g	84.6	60 - 120	
Pentane	ND	< 200		1350	1610	µg/g	83.9	60 - 120	
Ethanol	ND	< 200		1260	1620	µg/g	77.8	70 - 130	
Ethyl Ether	ND	< 200		1320	1600	µg/g	82.5	60 - 120	
2,2-Dimethylbutane	ND	< 30		137	167	µg/g	82.0	60 - 120	
Acetone	ND	< 200		1380	1620	µg/g	85.2	60 - 120	
2-Propanol	ND	< 200		1260	1610	µg/g	78.3	60 - 120	
Acetonitrile	ND	< 100		527	635	µg/g	83.0	60 - 120	
2,3-Dimethylbutane	ND	< 30		149	177	µg/g	84.2	60 - 120	
Dichloromethane	ND	< 60		447	498	µg/g	89.8	60 - 120	
2-Methylpentane	ND	< 30		135	166	µg/g	81.3	60 - 120	
3-Methylpentane	ND	< 30		141	175	µg/g	80.6	60 - 120	
Hexane	ND	< 30		139	174	µg/g	79.9	60 - 120	
Ethyl acetate	ND	< 200		1310	1610	µg/g	81.4	60 - 120	
2-Butanol	ND	< 200		1260	1620	µg/g	77.8	60 - 120	
Tetrahydrofuran	ND	< 100		414	507	µg/g	81.7	60 - 120	
Cyclohexane	ND	< 200		1320	1610	µg/g	82.0	60 - 120	
Benzene	ND	< 1		4.23	5.22	µg/g	81.0	60 - 120	
Isopropyl Acetate	ND	< 200		1300	1610	µg/g	80.7	60 - 120	
Heptane	ND	< 200		1310	1610	µg/g	81.4	60 - 120	
1,4-Dioxane	ND	< 100		411	508	µg/g	80.9	60 - 120	
2-Ethoxyethanol	ND	< 30		116	165	µg/g	70.3	60 - 120	
Ethylene Glycol	ND	< 200		356	492	µg/g	72.4	60 - 120	
Toluene	ND	< 100		395	497	µg/g	79.5	60 - 120	
Ethylbenzene	ND	< 200		786	980	µg/g	80.2	60 - 120	
m,p-Xylene	ND	< 200		786	985	µg/g	79.8	60 - 120	
o-Xylene	ND	< 200		776	965	µg/g	80.4	60 - 120	
Cumene	ND	< 30		130	168	µg/g	77.4	60 - 120	



12423 NE Whitaker Way
Portland, OR 97230
503-254-1794



Report Number: 22-006236/D007.R000
Report Date: 06/07/2022
ORELAP#: OR100028
Purchase Order:
Received: 05/31/22 10:44

Revision: Document ID:
Legacy ID: Effective:

QC - Sample Duplicate			Sample ID: 22-006238-0001					
Analyte	Result	Org. Result	LOQ	Units	RPD	Limits	Accept/Fail	Notes
Propane	ND	ND	200	µg/g	0.0	< 20	Acceptable	
Isobutane	ND	ND	200	µg/g	0.0	< 20	Acceptable	
Butane	ND	ND	200	µg/g	0.0	< 20	Acceptable	
2,2-Dimethylpropane	ND	ND	200	µg/g	0.0	< 20	Acceptable	
Methanol	ND	ND	200	µg/g	0.0	< 20	Acceptable	
Ethylene Oxide	ND	ND	30	µg/g	0.0	< 20	Acceptable	
2-Methylbutane	ND	ND	200	µg/g	0.0	< 20	Acceptable	
Pentane	ND	ND	200	µg/g	0.0	< 20	Acceptable	
Ethanol	ND	ND	200	µg/g	0.0	< 20	Acceptable	
Ethyl Ether	ND	ND	200	µg/g	0.0	< 20	Acceptable	
2,2-Dimethylbutane	ND	ND	30	µg/g	0.0	< 20	Acceptable	
Acetone	ND	ND	200	µg/g	0.0	< 20	Acceptable	
2-Propanol	ND	ND	200	µg/g	0.0	< 20	Acceptable	
Acetonitrile	ND	ND	100	µg/g	0.0	< 20	Acceptable	
2,3-Dimethylbutane	ND	ND	30	µg/g	0.0	< 20	Acceptable	
Dichloromethane	ND	ND	60	µg/g	0.0	< 20	Acceptable	
2-Methylpentane	ND	ND	30	µg/g	0.0	< 20	Acceptable	
3-Methylpentane	ND	ND	30	µg/g	0.0	< 20	Acceptable	
Hexane	ND	ND	30	µg/g	0.0	< 20	Acceptable	
Ethyl acetate	ND	ND	200	µg/g	0.0	< 20	Acceptable	
2-Butanol	ND	ND	200	µg/g	0.0	< 20	Acceptable	
Tetrahydrofuran	ND	ND	100	µg/g	0.0	< 20	Acceptable	
Cyclohexane	ND	ND	200	µg/g	0.0	< 20	Acceptable	
Benzene	ND	ND	1	µg/g	0.0	< 20	Acceptable	
Isopropyl Acetate	ND	ND	200	µg/g	0.0	< 20	Acceptable	
Heptane	ND	ND	200	µg/g	0.0	< 20	Acceptable	
1,4-Dioxane	ND	ND	100	µg/g	0.0	< 20	Acceptable	
2-Ethoxyethanol	ND	ND	30	µg/g	0.0	< 20	Acceptable	
Ethylene Glycol	ND	ND	200	µg/g	0.0	< 20	Acceptable	
Toluene	ND	ND	100	µg/g	0.0	< 20	Acceptable	
Ethylbenzene	ND	ND	200	µg/g	0.0	< 20	Acceptable	
m,p-Xylene	ND	ND	200	µg/g	0.0	< 20	Acceptable	
o-Xylene	ND	ND	200	µg/g	0.0	< 20	Acceptable	
Cumene	ND	ND	30	µg/g	0.0	< 20	Acceptable	

Abbreviations

ND - None Detected at or above MRL
RPD - Relative Percent Difference
LOQ - Limit of Quantitation

Units of Measure:

µg/g - Microgram per gram or ppm



12423 NE Whitaker Way
Portland, OR 97230
503-254-1794



Report Number: 22-006236/D007.R000
Report Date: 06/07/2022
ORELAP#: OR100028
Purchase Order:
Received: 05/31/22 10:44





Explanation of QC Flag Comments:

Code	Explanation
Q	Matrix interferences affecting spike or surrogate recoveries.
Q1	Quality control result biased high. Only non-detect samples reported.
Q2	Quality control outside QC limits. Data considered estimate.
Q3	Sample concentration greater than four times the amount spiked.
Q4	Non-homogenous sample matrix, affecting RPD result and/or % recoveries.
Q5	Spike results above calibration curve.
Q6	Quality control outside QC limits. Data acceptable based on remaining QC.
R	Relative percent difference (RPD) outside control limit.
R1	RPD non-calculable, as sample or duplicate results are less than five times the LOQ.
R2	Sample replicates RPD non-calculable, as only one replicate is within the analytical range.
LOQ1	Quantitation level raised due to low sample volume and/or dilution.
LOQ2	Quantitation level raised due to matrix interference.
B	Analyte detected in method blank, but not in associated samples.
B1	The sample concentration is greater than 5 times the blank concentration.
B2	The sample concentration is less than 5 times the blank concentration.



Lifted Made

Sample 226-011322-240

Birthday Cake Pucks

Batch/Lot # 0042022LDBLDB0000172 45D8 5D10

Sample Submitted: 01-13-2022; Report Date: 01-14-2022

nullSample Unit Size: 3.30 g

Birthday Cake Pucks

Edible: Candy

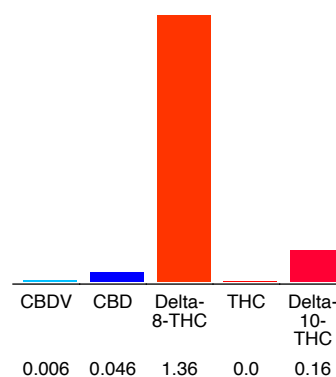
Batch/Lot # 0042022LDBLDB0000172

45D8 5D10

Chromatogram



Cannabinoid Profile



Cannabinoid Profile by HPLC

0.00%
Calculated THC Yield

0.05%
Calculated CBD Yield

1.57%
Total Cannabinoids

Cannabinoid	% wt	mg/unit
CBDV	0.006	0.198
CBD	0.046	1.518
Delta-8-THC	1.36	44.88
THC	0.0	0.0
Delta-10-THC	0.16	5.28
Total Cannabinoids	1.57	51.9
Calculated THC Yield	0.00	0.00
Calculated CBD Yield	0.05	1.52

Calculated Maximum THC Yield = $THC + 0.877 * THCA$
 Calculated Maximum CBD Yield = $CBD + 0.877 * CBDA$

Marin Analytics, LLC
250 Bel Marin Keys Blvd, Suite D4
Novato, CA 94949

415-936-6477 / sarabiancalana1@gmail.com

Sara Biancalana
Sara Biancalana
Chief Scientist

This sample has been tested by Marin Analytics, LLC using valid testing methodologies and a quality system. Values reported relate only to the sample tested. Marin Analytics, LLC makes no claims as to the efficacy, safety or other risks associated with any detected or non-detected levels of any compounds reported herein. This Certificate shall not be reproduced except in full, without the written approval of Marin Analytics, LLC.



12423 NE Whitaker Way
Portland, OR 97230
503-254-1794



Report Number: 22-006236/D003.R000
Report Date: 06/07/2022
ORELAP#: OR100028
Purchase Order:
Received: 05/31/22 10:44

Customer: Lifted Made
Product identity: Birthday Cake BL-Puck 1402022LDB0000401 45mg D8 5mg D10
Client/Metric ID: .
Laboratory ID: 22-006236-0004

Summary

Residual Solvents:

All analytes passing and less than LOQ.

Pesticides:

All analytes passing and less than LOQ.

Metals:

Less than LOQ for all analytes.

Microbiology:

Less than LOQ for all analytes.



12423 NE Whitaker Way
 Portland, OR 97230
 503-254-1794



Report Number: 22-006236/D003.R000
Report Date: 06/07/2022
ORELAP#: OR100028
Purchase Order:
Received: 05/31/22 10:44

Customer: Lifted Made
 43360 N US HWY 41 Unit H
 Zion Illinois 60099
 United States of America (USA)

Product identity: Birthday Cake BL-Puck 1402022LDB0000401 45mg D8 5mg D10

Client/Metric ID: .

Sample Date:

Laboratory ID: 22-006236-0004

Evidence of Cooling: No

Temp: 18.9 °C

Relinquished by: UPS

Sample Results

Microbiology

Analyte	Result	Limits	Units	LOQ	Batch	Analyze	Method	Status	Notes
Aerobic Plate Count	< LOQ		cfu/g	10	2204605	06/03/22	AOAC 990.12 (Petrifilm)	X	
E.coli	< LOQ		cfu/g	10	2204603	06/03/22	AOAC 991.14 (Petrifilm)	X	
Total Coliforms	< LOQ		cfu/g	10	2204603	06/03/22	AOAC 991.14 (Petrifilm)	X	
Mold (RAPID Petrifilm)	< LOQ		cfu/g	10	2204604	06/04/22	AOAC 2014.05 (RAPID)	X	
Yeast (RAPID Petrifilm)	< LOQ		cfu/g	10	2204604	06/04/22	AOAC 2014.05 (RAPID)	X	

Solvents

Residual Solvents by GC/MS						Batch 2204806 Analyze 06/07/22 10:15 AM					
Analyte	Result	Limits	LOQ	Status	Notes	Analyte	Result	Limits	LOQ	Status	Notes
1,4-Dioxane	< LOQ	380	100	pass		2-Butanol	< LOQ	5000	200	pass	
2-Ethoxyethanol	< LOQ	160	30.0	pass		2-Methylbutane (Isopentane)	< LOQ		200		
2-Methylpentane	< LOQ		30.0			2-Propanol (IPA)	< LOQ	5000	200	pass	
2,2-Dimethylbutane	< LOQ		30.0			2,2-Dimethylpropane (neo-pentane)	< LOQ		200		
2,3-Dimethylbutane	< LOQ		30.0			3-Methylpentane	< LOQ		30.0		
Acetone	< LOQ	5000	200	pass		Acetonitrile	< LOQ	410	100	pass	
Benzene	< LOQ	2.00	1.00	pass		Butanes (sum)	< LOQ	5000	400	pass	
Cyclohexane	< LOQ	3880	200	pass		Ethyl acetate	< LOQ	5000	200	pass	
Ethyl benzene	< LOQ		200			Ethyl ether	< LOQ	5000	200	pass	
Ethylene glycol	< LOQ	620	200	pass		Ethylene oxide	< LOQ	50.0	20.0	pass	
Hexanes (sum)	< LOQ	290	150	pass		Isopropyl acetate	< LOQ	5000	200	pass	
Isopropylbenzene (Cumene)	< LOQ	70.0	30.0	pass		m,p-Xylene	< LOQ		200		
Methanol	< LOQ	3000	200	pass		Methylene chloride	< LOQ	600	60.0	pass	
Methylpropane (Isobutane)	< LOQ		200			n-Butane	< LOQ		200		
n-Heptane	< LOQ	5000	200	pass		n-Hexane	< LOQ		30.0		
n-Pentane	< LOQ		200			o-Xylene	< LOQ		200		
Pentanes (sum)	< LOQ	5000	600	pass		Propane	< LOQ	5000	200	pass	
Tetrahydrofuran	< LOQ	720	100	pass		Toluene	< LOQ	890	100	pass	
Total Xylenes	< LOQ		400			Total Xylenes and Ethyl benzene	< LOQ	2170	600	pass	



12423 NE Whitaker Way
Portland, OR 97230
503-254-1794



Report Number: 22-006236/D003.R000
Report Date: 06/07/2022
ORELAP#: OR100028
Purchase Order:
Received: 05/31/22 10:44

Pesticides											
Method AOAC 2007.01 & EN 15662 (mod) Units mg/kg Batch 2204731 Analyze 06/03/22 01:17 PM											
Analyte	Result	Limits	LOQ	Status	Notes	Analyte	Result	Limits	LOQ	Status	Notes
Abamectin	< LOQ	0.50	0.250	pass		Acephate	< LOQ	0.40	0.250	pass	
Acequinocyl	< LOQ	2.0	1.00	pass		Acetamiprid	< LOQ	0.20	0.100	pass	
Aldicarb	< LOQ	0.40	0.200	pass		Azoxystrobin	< LOQ	0.20	0.100	pass	
Bifentazate	< LOQ	0.20	0.100	pass		Bifenthrin	< LOQ	0.20	0.100	pass	
Boscalid	< LOQ	0.40	0.200	pass		Carbaryl	< LOQ	0.20	0.100	pass	
Carbofuran	< LOQ	0.20	0.100	pass		Chlorantraniliprole	< LOQ	0.20	0.100	pass	
Chlorfenapyr	< LOQ	1.0	0.500	pass		Chlorpyrifos	< LOQ	0.20	0.100	pass	
Clofentezine	< LOQ	0.20	0.100	pass		Cyfluthrin	< LOQ	1.0	0.500	pass	
Cypermethrin	< LOQ	1.0	0.500	pass		Daminozide	< LOQ	1.0	0.500	pass	
Diazinon	< LOQ	0.20	0.100	pass		Dichlorvos	< LOQ	1.0	0.500	pass	
Dimethoate	< LOQ	0.20	0.100	pass		Ethoprophos	< LOQ	0.20	0.100	pass	
Etofenprox	< LOQ	0.40	0.200	pass		Etoxazole	< LOQ	0.20	0.100	pass	
Fenoxycarb	< LOQ	0.20	0.100	pass		Fenpyroximate	< LOQ	0.40	0.200	pass	
Fipronil	< LOQ	0.40	0.200	pass		Fonicamid	< LOQ	1.0	0.400	pass	
Fludioxonil	< LOQ	0.40	0.200	pass		Hexythiazox	< LOQ	1.0	0.400	pass	
Imazalil	< LOQ	0.20	0.100	pass		Imidacloprid	< LOQ	0.40	0.200	pass	
Kresoxim-methyl	< LOQ	0.40	0.200	pass		Malathion	< LOQ	0.20	0.100	pass	
Metalaxyl	< LOQ	0.20	0.100	pass		Methiocarb	< LOQ	0.20	0.100	pass	
Methomyl	< LOQ	0.40	0.200	pass		MGK-264	< LOQ	0.20	0.100	pass	
Myclobutanil	< LOQ	0.20	0.100	pass		Naled	< LOQ	0.50	0.250	pass	
Oxamyl	< LOQ	1.0	0.500	pass		Paclobutrazole	< LOQ	0.40	0.200	pass	
Parathion-Methyl	< LOQ	0.20	0.200	pass		Permethrin	< LOQ	0.20	0.100	pass	
Phosmet	< LOQ	0.20	0.100	pass		Piperonyl butoxide	< LOQ	2.0	1.00	pass	
Prallethrin	< LOQ	0.20	0.200	pass		Propiconazole	< LOQ	0.40	0.200	pass	
Propoxur	< LOQ	0.20	0.100	pass		Pyrethrin I (total)	< LOQ	1.0	0.500	pass	
Pyridaben	< LOQ	0.20	0.100	pass		Spinosad	< LOQ	0.20	0.100	pass	
Spiromesifen	< LOQ	0.20	0.100	pass		Spirotetramat	< LOQ	0.20	0.100	pass	
Spiroxamine	< LOQ	0.40	0.200	pass		Tebuconazole	< LOQ	0.40	0.200	pass	
Thiacloprid	< LOQ	0.20	0.100	pass		Thiamethoxam	< LOQ	0.20	0.100	pass	
Trifloxystrobin	< LOQ	0.20	0.100	pass							

Metals										
Analyte	Result	Limits	Units	LOQ	Batch	Analyze	Method	Status	Notes	
Arsenic	< LOQ	0.200	mg/kg	0.0167	2204743	06/03/22	AOAC 2013.06 (mod.)	pass	X	
Cadmium	< LOQ	0.200	mg/kg	0.0167	2204743	06/03/22	AOAC 2013.06 (mod.)	pass	X	
Lead	< LOQ	0.500	mg/kg	0.0167	2204743	06/03/22	AOAC 2013.06 (mod.)	pass	X	
Mercury	< LOQ	0.100	mg/kg	0.00836	2204743	06/03/22	AOAC 2013.06 (mod.)	pass	X	



12423 NE Whitaker Way
Portland, OR 97230
503-254-1794



Report Number: 22-006236/D003.R000
Report Date: 06/07/2022
ORELAP#: OR100028
Purchase Order:
Received: 05/31/22 10:44

These test results are representative of the individual sample selected and submitted by the client.

Abbreviations

Limits: Action Levels per OAR-333-007-0400, OAR-333-007-0210, OAR-333-007-0220, CCR title 16-division 42. BCC-section 5723

Limit(s) of Quantitation (LOQ): The minimum levels, concentrations, or quantities of a target variable (e.g., target analyte) that can be reported with a specified degree of confidence.

† = Analyte not NELAP accredited.

Units of Measure

cfu/g = Colony forming units per gram

µg/g = Microgram per gram

mg/kg = Milligram per kilogram = parts per million (ppm)

% wt = µg/g divided by 10,000

Glossary of Qualifiers

X: Not ORELAP accredited.

Approved Signatory

Derrick Tanner
General Manager



12423 NE Whitaker Way
Portland, OR 97230
503-254-1794



Report Number: 22-006236/D003.R000
Report Date: 06/07/2022
ORELAP#: OR100028
Purchase Order:
Received: 05/31/22 10:44

Revision: 3 Document ID: 3120
Legacy ID: CFL-C21 Worksheet Validated 10/30/2020

Laboratory Pesticide Quality Control Results

AOAC 2007.1 & EN 15662		Units: mg/Kg			Batch ID: 2204731			
Method Blank		Laboratory Control Sample						
Analyte	Blank Result	Blank Limits	Notes	LCS Result	LCS Spike	LCS % Rec	Limits	Notes
Abamectin	0.000	< 0.250		1.059	1.000	105.9	50.0	150
Acephate	0.000	< 0.250		0.976	1.000	97.6	60.0	120
Acetamiprid	0.000	< 1.000		3.040	4.000	76.0	40.0	160
Acetamiprid	0.000	< 0.100		0.401	0.400	100.3	60.0	120
Aldicarb	0.000	< 0.200		0.827	0.800	103.4	60.0	120
Azoxystrobin	0.000	< 0.100		0.411	0.400	102.8	60.0	120
Bifenazate	0.000	< 0.100		0.399	0.400	99.8	60.0	120
Bifenthrin	0.000	< 0.100		0.370	0.400	92.6	50.0	150
Boscalid	0.000	< 0.200		0.808	0.800	100.9	60.0	120
Carbaryl	0.000	< 0.100		0.394	0.400	98.5	60.0	120
Carbofuran	0.000	< 0.100		0.403	0.400	100.7	60.0	120
Chlorantraniliprole	0.000	< 0.100		0.418	0.400	104.5	60.0	120
Chlorfenapyr	0.000	< 0.500		1.888	2.000	94.4	60.0	120
Chlorpyrifos	0.000	< 0.100		0.391	0.400	97.7	60.0	120
Clofentazine	0.000	< 0.100		0.139	0.400	34.8	60.0	120
Cyfluthrin	0.000	< 0.500		1.990	2.000	99.5	50.0	150
Cypermethrin	0.000	< 0.500		1.991	2.000	99.5	50.0	150
Daminozide	0.000	< 0.500		0.612	2.000	30.6	60.0	120
Diazinon	0.000	< 0.100		0.414	0.400	103.4	60.0	120
Dichlorvos	0.000	< 0.500		2.247	2.000	112.4	60.0	120
Dimethoate	0.000	< 0.100		0.409	0.400	102.2	60.0	120
Ethoprophos	0.000	< 0.100		0.417	0.400	104.3	60.0	120
Etofenprox	0.000	< 0.200		0.785	0.800	98.1	50.0	150
Etoxazole	0.000	< 0.100		0.432	0.400	107.9	60.0	120
Fenoxycarb	0.000	< 0.100		0.413	0.400	103.3	60.0	120
Fenpyroximate	0.000	< 0.200		0.815	0.800	101.9	60.0	120
Fipronil	0.000	< 0.200		0.806	0.800	100.8	60.0	120
Fonicamid	0.000	< 0.250		0.952	1.000	95.2	60.0	120
Fludioxonil	0.000	< 0.200		0.803	0.800	100.4	50.0	150
Hexythiazox	0.000	< 0.250		1.004	1.000	100.4	60.0	120
Imazalil	0.000	< 0.100		0.387	0.400	96.6	60.0	120
Imidacloprid	0.000	< 0.200		0.765	0.800	95.6	60.0	120
Kresoxim-methyl	0.000	< 0.200		0.769	0.800	96.2	60.0	120
Malathion	0.000	< 0.100		0.409	0.400	102.3	60.0	120
Metaxalyl	0.000	< 0.100		0.417	0.400	104.2	60.0	120
Methiocarb	0.000	< 0.100		0.395	0.400	98.8	60.0	120
Methomyl	0.000	< 0.200		0.736	0.800	92.0	60.0	120
MGK-264	0.000	< 0.100		0.427	0.400	106.6	50.0	150
Myclobutanil	0.000	< 0.100		0.390	0.400	97.5	60.0	120
Naled	0.000	< 0.250		0.481	1.000	48.1	50.0	150
Oxamyl	0.000	< 0.500		1.831	2.000	91.6	60.0	120
Pacllobutrazole	0.000	< 0.200		0.861	0.800	107.6	60.0	120
Parathion-Methyl	0.000	< 0.200		0.697	0.800	87.2	50.0	150
Permethrin	0.000	< 0.100		0.381	0.400	95.3	50.0	150
Phosmet	0.000	< 0.100		0.413	0.400	103.1	50.0	150
Piperonyl butoxide	0.000	< 0.500		2.209	2.000	110.4	60.0	120
Prallethrin	0.000	< 0.100		0.407	0.400	101.7	60.0	120
Propiconazole	0.000	< 0.200		0.822	0.800	102.8	60.0	120
Propoxur	0.000	< 0.100		0.416	0.400	103.9	60.0	120
Pyrethrin (Summe)	0.000	< 0.100		0.433	0.413	104.8	60.0	120
Pyridaben	0.000	< 0.100		0.398	0.400	99.4	50.0	150
Spirosad	0.000	< 0.100		0.418	0.388	107.8	50.0	150
Spiromesifen	0.000	< 0.100		0.395	0.400	98.7	60.0	120
Spirotetramat	0.000	< 0.100		0.395	0.400	98.7	60.0	120
Spiroxamine	0.000	< 0.200		0.829	0.800	103.6	60.0	120
Tebuconazole	0.000	< 0.200		0.829	0.800	103.6	60.0	120
Thiacloprid	0.000	< 0.100		0.423	0.400	105.7	60.0	120
Thiamethoxam	0.000	< 0.100		0.374	0.400	93.5	60.0	120
Trifloxystrobin	0.000	< 0.100		0.407	0.400	101.8	60.0	120



12423 NE Whitaker Way
Portland, OR 97230
503-254-1794



Report Number: 22-006236/D003.R000
Report Date: 06/07/2022
ORELAP#: OR100028
Purchase Order:
Received: 05/31/22 10:44

Revision: 3 Document ID: 3120
Legacy ID: CFL-C21 Worksheet Validated 10/30/2020

Laboratory Pesticide Quality Control Results

AOAC 2007.1 & EN 15662		Units: mg/Kg				Batch ID: 2204731				
Matrix Spike/Matrix Spike Duplicate Recoveries					Sample ID: 22-006239-0001					
Analyte	Result	MS Res	MSD Res	Spike	RPD%	Limit	MS % Rec	MSD % Rec	Limits	Notes
Abamectin	0.001	0.942	0.928	1.000	1.4%	< 30	94.1%	92.8%	50 - 150	
Acephate	0.000	1.209	1.209	1.000	0.0%	< 30	120.9%	120.9%	50 - 150	
Acetaminophen	0.000	4.485	4.127	4.000	8.3%	< 30	112.1%	103.2%	50 - 150	
Acetamiprid	0.000	0.488	0.491	0.400	0.7%	< 30	122.0%	122.8%	50 - 150	
Aldicarb	0.000	0.952	0.959	0.800	0.7%	< 30	119.0%	119.9%	50 - 150	
Azoxystrobin	0.000	0.469	0.474	0.400	1.1%	< 30	117.3%	118.6%	50 - 150	
Bifenazate	0.000	0.386	0.407	0.400	5.4%	< 30	96.4%	101.8%	50 - 150	
Bifenthrin	0.000	0.401	0.399	0.400	0.5%	< 30	100.2%	99.6%	50 - 150	
Boscalid	0.000	0.848	0.801	0.800	5.6%	< 30	105.9%	100.2%	50 - 150	
Carbaryl	0.000	0.548	0.556	0.400	1.6%	< 30	137.0%	139.1%	50 - 150	
Carbofuran	0.000	0.469	0.464	0.400	1.0%	< 30	117.2%	116.1%	50 - 150	
Chlorantraniliprole	0.000	0.429	0.429	0.400	0.1%	< 30	107.3%	107.2%	50 - 150	
Chlorfenapyr	0.000	2.066	1.904	2.000	8.1%	< 30	103.3%	95.2%	50 - 150	
Chlorpyrifos	0.000	0.400	0.403	0.400	0.6%	< 30	100.1%	100.7%	50 - 150	
Clofentazine	0.000	0.385	0.401	0.400	4.1%	< 30	96.4%	100.4%	50 - 150	
Cyfluthrin	0.000	2.690	2.842	2.000	5.5%	< 30	134.5%	142.1%	30 - 150	
Cypermethrin	0.000	2.576	2.553	2.000	0.9%	< 30	128.8%	127.7%	50 - 150	
Daminozide	0.000	0.974	0.987	2.000	1.3%	< 30	48.7%	49.3%	30 - 150	
Diazinon	0.000	0.430	0.441	0.400	2.7%	< 30	107.4%	110.3%	50 - 150	
Dichlorvos	0.000	2.303	2.345	2.000	1.8%	< 30	115.2%	117.3%	50 - 150	
Dimethoate	0.000	0.493	0.498	0.400	1.2%	< 30	123.2%	124.6%	50 - 150	
Ethoprophos	0.000	0.435	0.452	0.400	3.8%	< 30	108.7%	112.9%	50 - 150	
Etofenprox	0.000	0.853	0.854	0.800	0.2%	< 30	106.6%	106.8%	50 - 150	
Etoxazole	0.000	0.420	0.422	0.400	0.5%	< 30	105.0%	105.5%	50 - 150	
Fenoxycarb	0.000	0.493	0.503	0.400	2.1%	< 30	123.2%	125.8%	50 - 150	
Fenpyroximate	0.000	0.963	0.995	0.800	3.3%	< 30	120.3%	124.4%	50 - 150	
Fipronil	0.000	1.387	1.388	0.800	0.1%	< 30	173.4%	173.6%	50 - 150	Q
Flonicamid	0.000	1.005	1.165	1.000	14.7%	< 30	100.5%	116.5%	50 - 150	
Fludioxonil	0.000	0.742	0.783	0.800	5.4%	< 30	92.7%	97.9%	50 - 150	
Hexythiazox	0.000	1.121	1.132	1.000	1.0%	< 30	112.1%	113.2%	50 - 150	
Imazalil	0.000	0.445	0.450	0.400	1.0%	< 30	111.4%	112.5%	50 - 150	
Imidacloprid	0.000	0.657	0.686	0.800	4.4%	< 30	82.1%	85.8%	50 - 150	
Kresoxim-methyl	0.000	0.833	0.871	0.800	4.5%	< 30	104.1%	108.9%	50 - 150	
Malathion	0.000	0.458	0.463	0.400	1.1%	< 30	114.6%	115.9%	50 - 150	
Metaxalyl	0.000	0.463	0.462	0.400	0.3%	< 30	115.7%	115.4%	50 - 150	
Methiocarb	0.000	0.438	0.436	0.400	0.5%	< 30	109.6%	109.0%	50 - 150	
Methomyl	0.000	0.794	0.782	0.800	1.6%	< 30	99.3%	97.7%	50 - 150	
MGK-264	0.000	0.583	0.575	0.400	1.4%	< 30	145.8%	143.7%	50 - 150	
Myclobutanil	0.000	0.435	0.450	0.400	3.3%	< 30	108.8%	112.4%	50 - 150	
Naled	0.000	1.266	1.289	1.000	1.8%	< 30	126.6%	128.9%	50 - 150	
Oxamyl	0.000	1.881	1.891	2.000	0.5%	< 30	94.1%	94.5%	50 - 150	
Pacllobutrazole	0.000	1.338	1.316	0.800	1.7%	< 30	167.3%	164.5%	50 - 150	Q
Parathion-Methyl	0.000	0.832	0.906	0.800	8.6%	< 30	103.9%	113.2%	30 - 150	
Permethrin	0.000	0.399	0.411	0.400	2.8%	< 30	99.9%	102.7%	50 - 150	
Phosmet	0.000	0.454	0.493	0.400	8.2%	< 30	113.6%	123.3%	50 - 150	
Piperonyl butoxide	0.000	2.231	2.309	2.000	3.4%	< 30	111.6%	115.4%	50 - 150	
Prallethrin	0.000	0.599	0.604	0.400	0.9%	< 30	149.7%	151.0%	50 - 150	Q
Propiconazole	0.000	1.318	1.328	0.800	0.8%	< 30	164.8%	166.0%	50 - 150	Q
Propoxur	0.000	0.488	0.497	0.400	1.9%	< 30	121.9%	124.2%	50 - 150	
Pyrethrin (Summe)	0.000	0.446	0.455	0.413	2.1%	< 30	108.0%	110.3%	50 - 150	
Pyridaben	0.000	0.550	0.569	0.400	3.2%	< 30	137.6%	142.1%	50 - 150	
Spirosad	0.000	0.462	0.458	0.388	0.8%	< 30	119.1%	118.1%	50 - 150	
Spiromesifen	0.000	0.491	0.501	0.400	2.0%	< 30	122.9%	125.4%	50 - 150	
Spirotetramat	0.000	0.314	0.313	0.400	0.2%	< 30	78.4%	78.2%	50 - 150	
Spiroxamine	0.000	0.945	0.931	0.800	1.5%	< 30	118.2%	116.4%	50 - 150	
Tebuconazole	0.000	1.231	1.210	0.800	1.7%	< 30	153.8%	151.3%	50 - 150	Q
Thiacloprid	0.000	0.501	0.518	0.400	3.5%	< 30	125.1%	129.6%	50 - 150	
Thiamethoxam	0.000	0.420	0.417	0.400	0.6%	< 30	104.9%	104.3%	50 - 150	
Trifloxystrobin	0.000	0.428	0.432	0.400	1.0%	< 30	107.0%	108.1%	50 - 150	



12423 NE Whitaker Way
 Portland, OR 97230
 503-254-1794

Report Number: 22-006236/D003.R000
Report Date: 06/07/2022
ORELAP#: OR100028
Purchase Order:
Received: 05/31/22 10:44



Revision: Document ID:
 Legacy ID: Effective:

Laboratory Quality Control Results

Residual Solvents				Batch ID: 2204806					
Method Blank				Laboratory Control Sample					
Analyte	Result	LOQ	Notes	Result	Spike	Units	% Rec	Limits	Notes
Propane	ND	< 200		391	572	µg/g	68.4	60 - 120	
Isobutane	ND	< 200		538	731	µg/g	73.6	60 - 120	
Butane	ND	< 200		521	731	µg/g	71.3	60 - 120	
2,2-Dimethylpropane	ND	< 200		642	936	µg/g	68.6	60 - 120	
Methanol	ND	< 200		1350	1650	µg/g	81.8	60 - 120	
Ethylene Oxide	ND	< 30		44.6	56.2	µg/g	79.4	60 - 120	
2-Methylbutane	ND	< 200		1370	1620	µg/g	84.6	60 - 120	
Pentane	ND	< 200		1350	1610	µg/g	83.9	60 - 120	
Ethanol	ND	< 200		1260	1620	µg/g	77.8	70 - 130	
Ethyl Ether	ND	< 200		1320	1600	µg/g	82.5	60 - 120	
2,2-Dimethylbutane	ND	< 30		137	167	µg/g	82.0	60 - 120	
Acetone	ND	< 200		1380	1620	µg/g	85.2	60 - 120	
2-Propanol	ND	< 200		1260	1610	µg/g	78.3	60 - 120	
Acetonitrile	ND	< 100		527	635	µg/g	83.0	60 - 120	
2,3-Dimethylbutane	ND	< 30		149	177	µg/g	84.2	60 - 120	
Dichloromethane	ND	< 60		447	498	µg/g	89.8	60 - 120	
2-Methylpentane	ND	< 30		135	166	µg/g	81.3	60 - 120	
3-Methylpentane	ND	< 30		141	175	µg/g	80.6	60 - 120	
Hexane	ND	< 30		139	174	µg/g	79.9	60 - 120	
Ethyl acetate	ND	< 200		1310	1610	µg/g	81.4	60 - 120	
2-Butanol	ND	< 200		1260	1620	µg/g	77.8	60 - 120	
Tetrahydrofuran	ND	< 100		414	507	µg/g	81.7	60 - 120	
Cyclohexane	ND	< 200		1320	1610	µg/g	82.0	60 - 120	
Benzene	ND	< 1		4.23	5.22	µg/g	81.0	60 - 120	
Isopropyl Acetate	ND	< 200		1300	1610	µg/g	80.7	60 - 120	
Heptane	ND	< 200		1310	1610	µg/g	81.4	60 - 120	
1,4-Dioxane	ND	< 100		411	508	µg/g	80.9	60 - 120	
2-Ethoxyethanol	ND	< 30		116	165	µg/g	70.3	60 - 120	
Ethylene Glycol	ND	< 200		356	492	µg/g	72.4	60 - 120	
Toluene	ND	< 100		395	497	µg/g	79.5	60 - 120	
Ethylbenzene	ND	< 200		786	980	µg/g	80.2	60 - 120	
m,p-Xylene	ND	< 200		786	985	µg/g	79.8	60 - 120	
o-Xylene	ND	< 200		776	965	µg/g	80.4	60 - 120	
Cumene	ND	< 30		130	168	µg/g	77.4	60 - 120	



12423 NE Whitaker Way
 Portland, OR 97230
 503-254-1794



Report Number: 22-006236/D003.R000
Report Date: 06/07/2022
ORELAP#: OR100028
Purchase Order:
Received: 05/31/22 10:44

Revision: Document ID:
 Legacy ID: Effective:

QC - Sample Duplicate			Sample ID: 22-006238-0001					
Analyte	Result	Org. Result	LOQ	Units	RPD	Limits	Accept/Fail	Notes
Propane	ND	ND	200	µg/g	0.0	< 20	Acceptable	
Isobutane	ND	ND	200	µg/g	0.0	< 20	Acceptable	
Butane	ND	ND	200	µg/g	0.0	< 20	Acceptable	
2,2-Dimethylpropane	ND	ND	200	µg/g	0.0	< 20	Acceptable	
Methanol	ND	ND	200	µg/g	0.0	< 20	Acceptable	
Ethylene Oxide	ND	ND	30	µg/g	0.0	< 20	Acceptable	
2-Methylbutane	ND	ND	200	µg/g	0.0	< 20	Acceptable	
Pentane	ND	ND	200	µg/g	0.0	< 20	Acceptable	
Ethanol	ND	ND	200	µg/g	0.0	< 20	Acceptable	
Ethyl Ether	ND	ND	200	µg/g	0.0	< 20	Acceptable	
2,2-Dimethylbutane	ND	ND	30	µg/g	0.0	< 20	Acceptable	
Acetone	ND	ND	200	µg/g	0.0	< 20	Acceptable	
2-Propanol	ND	ND	200	µg/g	0.0	< 20	Acceptable	
Acetonitrile	ND	ND	100	µg/g	0.0	< 20	Acceptable	
2,3-Dimethylbutane	ND	ND	30	µg/g	0.0	< 20	Acceptable	
Dichloromethane	ND	ND	60	µg/g	0.0	< 20	Acceptable	
2-Methylpentane	ND	ND	30	µg/g	0.0	< 20	Acceptable	
3-Methylpentane	ND	ND	30	µg/g	0.0	< 20	Acceptable	
Hexane	ND	ND	30	µg/g	0.0	< 20	Acceptable	
Ethyl acetate	ND	ND	200	µg/g	0.0	< 20	Acceptable	
2-Butanol	ND	ND	200	µg/g	0.0	< 20	Acceptable	
Tetrahydrofuran	ND	ND	100	µg/g	0.0	< 20	Acceptable	
Cyclohexane	ND	ND	200	µg/g	0.0	< 20	Acceptable	
Benzene	ND	ND	1	µg/g	0.0	< 20	Acceptable	
Isopropyl Acetate	ND	ND	200	µg/g	0.0	< 20	Acceptable	
Heptane	ND	ND	200	µg/g	0.0	< 20	Acceptable	
1,4-Dioxane	ND	ND	100	µg/g	0.0	< 20	Acceptable	
2-Ethoxyethanol	ND	ND	30	µg/g	0.0	< 20	Acceptable	
Ethylene Glycol	ND	ND	200	µg/g	0.0	< 20	Acceptable	
Toluene	ND	ND	100	µg/g	0.0	< 20	Acceptable	
Ethylbenzene	ND	ND	200	µg/g	0.0	< 20	Acceptable	
m,p-Xylene	ND	ND	200	µg/g	0.0	< 20	Acceptable	
o-Xylene	ND	ND	200	µg/g	0.0	< 20	Acceptable	
Cumene	ND	ND	30	µg/g	0.0	< 20	Acceptable	

Abbreviations

ND - None Detected at or above MRL
 RPD - Relative Percent Difference
 LOQ - Limit of Quantitation

Units of Measure:

µg/g - Microgram per gram or ppm



12423 NE Whitaker Way
Portland, OR 97230
503-254-1794



Report Number: 22-006236/D003.R000
Report Date: 06/07/2022
ORELAP#: OR100028
Purchase Order:
Received: 05/31/22 10:44





Explanation of QC Flag Comments:

Code	Explanation
Q	Matrix interferences affecting spike or surrogate recoveries.
Q1	Quality control result biased high. Only non-detect samples reported.
Q2	Quality control outside QC limits. Data considered estimate.
Q3	Sample concentration greater than four times the amount spiked.
Q4	Non-homogenous sample matrix, affecting RPD result and/or % recoveries.
Q5	Spike results above calibration curve.
Q6	Quality control outside QC limits. Data acceptable based on remaining QC.
R	Relative percent difference (RPD) outside control limit.
R1	RPD non-calculable, as sample or duplicate results are less than five times the LOQ.
R2	Sample replicates RPD non-calculable, as only one replicate is within the analytical range.
LOQ1	Quantitation level raised due to low sample volume and/or dilution.
LOQ2	Quantitation level raised due to matrix interference.
B	Analyte detected in method blank, but not in associated samples.
B1	The sample concentration is greater than 5 times the blank concentration.
B2	The sample concentration is less than 5 times the blank concentration.



Lifted Made

Sample 226-011322-235

Watermelon Pucks

Batch/Lot # 3492021LDB0000161 45D8 5D10

Sample Submitted: 01-13-2022; Report Date: 01-14-2022

nullSample Unit Size: 3.30 g

Watermelon Pucks

Edible: Candy

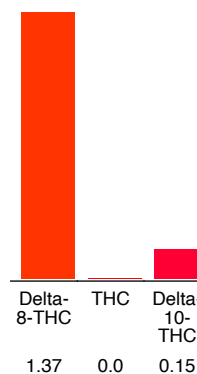
Batch/Lot # 3492021LDB0000161 45D8

5D10

Chromatogram



Cannabinoid Profile



Cannabinoid Profile by HPLC

0.00%
Calculated THC Yield

0.00%
Calculated CBD Yield

1.52%
Total Cannabinoids

Cannabinoid	% wt	mg/unit
Delta-8-THC	1.37	45.21
THC	0.0	0.0
Delta-10-THC	0.15	4.95
Total Cannabinoids	1.52	50.2
Calculated THC Yield	0.00	0.00
Calculated CBD Yield	0.00	0.00
Calculated Maximum THC Yield = THC + 0.877 * THCA		
Calculated Maximum CBD Yield = CBD + 0.877 * CBDA		

Marin Analytics, LLC
250 Bel Marin Keys Blvd, Suite D4
Novato, CA 94949

415-936-6477 / sarabiancalana1@gmail.com

Sara Biancalana
Sara Biancalana
Chief Scientist

This sample has been tested by Marin Analytics, LLC using valid testing methodologies and a quality system. Values reported relate only to the sample tested. Marin Analytics, LLC makes no claims as to the efficacy, safety or other risks associated with any detected or non-detected levels of any compounds reported herein. This Certificate shall not be reproduced except in full, without the written approval of Marin Analytics, LLC.



12423 NE Whitaker Way
Portland, OR 97230
503-254-1794



Report Number: 22-006236/D004.R000
Report Date: 06/07/2022
ORELAP#: OR100028
Purchase Order:
Received: 05/31/22 10:44

Customer: Lifted Made
Product identity: Watermelon BL-Puck 1392022LDB0000400 45mg D8 5mg D10
Client/Metric ID: .
Laboratory ID: 22-006236-0005

Summary

Residual Solvents:

All analytes passing and less than LOQ.

Pesticides:

All analytes passing and less than LOQ.

Metals:

Less than LOQ for all analytes.

Microbiology:

Less than LOQ for all analytes.



12423 NE Whitaker Way
 Portland, OR 97230
 503-254-1794



Report Number: 22-006236/D004.R000
Report Date: 06/07/2022
ORELAP#: OR100028
Purchase Order:
Received: 05/31/22 10:44

Customer: Lifted Made
 43360 N US HWY 41 Unit H
 Zion Illinois 60099
 United States of America (USA)

Product identity: Watermelon BL-Puck 1392022LDB0000400 45mg D8 5mg D10

Client/Metric ID: .

Sample Date:

Laboratory ID: 22-006236-0005

Evidence of Cooling: No

Temp: 18.9 °C

Relinquished by: UPS

Sample Results

Microbiology

Analyte	Result	Limits	Units	LOQ	Batch	Analyze	Method	Status	Notes
Aerobic Plate Count	< LOQ		cfu/g	10	2204605	06/03/22	AOAC 990.12 (Petrifilm)	X	
E.coli	< LOQ		cfu/g	10	2204603	06/03/22	AOAC 991.14 (Petrifilm)	X	
Total Coliforms	< LOQ		cfu/g	10	2204603	06/03/22	AOAC 991.14 (Petrifilm)	X	
Mold (RAPID Petrifilm)	< LOQ		cfu/g	10	2204604	06/04/22	AOAC 2014.05 (RAPID)	X	
Yeast (RAPID Petrifilm)	< LOQ		cfu/g	10	2204604	06/04/22	AOAC 2014.05 (RAPID)	X	

Solvents

Residual Solvents by GC/MS						Units µg/g	Batch 2204806	Analyze 06/07/22 10:15 AM			
Analyte	Result	Limits	LOQ	Status	Notes	Analyte	Result	Limits	LOQ	Status	Notes
1,4-Dioxane	< LOQ	380	100	pass		2-Butanol	< LOQ	5000	200	pass	
2-Ethoxyethanol	< LOQ	160	30.0	pass		2-Methylbutane (Isopentane)	< LOQ		200		
2-Methylpentane	< LOQ		30.0			2-Propanol (IPA)	< LOQ	5000	200	pass	
2,2-Dimethylbutane	< LOQ		30.0			2,2-Dimethylpropane (neo-pentane)	< LOQ		200		
2,3-Dimethylbutane	< LOQ		30.0			3-Methylpentane	< LOQ		30.0		
Acetone	< LOQ	5000	200	pass		Acetonitrile	< LOQ	410	100	pass	
Benzene	< LOQ	2.00	1.00	pass		Butanes (sum)	< LOQ	5000	400	pass	
Cyclohexane	< LOQ	3880	200	pass		Ethyl acetate	< LOQ	5000	200	pass	
Ethyl benzene	< LOQ		200			Ethyl ether	< LOQ	5000	200	pass	
Ethylene glycol	< LOQ	620	200	pass		Ethylene oxide	< LOQ	50.0	20.0	pass	
Hexanes (sum)	< LOQ	290	150	pass		Isopropyl acetate	< LOQ	5000	200	pass	
Isopropylbenzene (Cumene)	< LOQ	70.0	30.0	pass		m,p-Xylene	< LOQ		200		
Methanol	< LOQ	3000	200	pass		Methylene chloride	< LOQ	600	60.0	pass	
Methylpropane (Isobutane)	< LOQ		200			n-Butane	< LOQ		200		
n-Heptane	< LOQ	5000	200	pass		n-Hexane	< LOQ		30.0		
n-Pentane	< LOQ		200			o-Xylene	< LOQ		200		
Pentanes (sum)	< LOQ	5000	600	pass		Propane	< LOQ	5000	200	pass	
Tetrahydrofuran	< LOQ	720	100	pass		Toluene	< LOQ	890	100	pass	
Total Xylenes	< LOQ		400			Total Xylenes and Ethyl benzene	< LOQ	2170	600	pass	



12423 NE Whitaker Way
Portland, OR 97230
503-254-1794



Report Number: 22-006236/D004.R000
Report Date: 06/07/2022
ORELAP#: OR100028
Purchase Order:
Received: 05/31/22 10:44

Pesticides											
Method AOAC 2007.01 & EN 15662 (mod) Units mg/kg Batch 2204731 Analyze 06/03/22 01:17 PM											
Analyte	Result	Limits	LOQ	Status	Notes	Analyte	Result	Limits	LOQ	Status	Notes
Abamectin	< LOQ	0.50	0.250	pass		Acephate	< LOQ	0.40	0.250	pass	
Acequinocyl	< LOQ	2.0	1.00	pass		Acetamiprid	< LOQ	0.20	0.100	pass	
Aldicarb	< LOQ	0.40	0.200	pass		Azoxystrobin	< LOQ	0.20	0.100	pass	
Bifentazate	< LOQ	0.20	0.100	pass		Bifenthrin	< LOQ	0.20	0.100	pass	
Boscalid	< LOQ	0.40	0.200	pass		Carbaryl	< LOQ	0.20	0.100	pass	
Carbofuran	< LOQ	0.20	0.100	pass		Chlorantraniliprole	< LOQ	0.20	0.100	pass	
Chlorfenapyr	< LOQ	1.0	0.500	pass		Chlorpyrifos	< LOQ	0.20	0.100	pass	
Clofentezine	< LOQ	0.20	0.100	pass		Cyfluthrin	< LOQ	1.0	0.500	pass	
Cypermethrin	< LOQ	1.0	0.500	pass		Daminozide	< LOQ	1.0	0.500	pass	
Diazinon	< LOQ	0.20	0.100	pass		Dichlorvos	< LOQ	1.0	0.500	pass	
Dimethoate	< LOQ	0.20	0.100	pass		Ethoprophos	< LOQ	0.20	0.100	pass	
Etofenprox	< LOQ	0.40	0.200	pass		Etoxazole	< LOQ	0.20	0.100	pass	
Fenoxycarb	< LOQ	0.20	0.100	pass		Fenpyroximate	< LOQ	0.40	0.200	pass	
Fipronil	< LOQ	0.40	0.200	pass		Fonicamid	< LOQ	1.0	0.400	pass	
Fludioxonil	< LOQ	0.40	0.200	pass		Hexythiazox	< LOQ	1.0	0.400	pass	
Imazalil	< LOQ	0.20	0.100	pass		Imidacloprid	< LOQ	0.40	0.200	pass	
Kresoxim-methyl	< LOQ	0.40	0.200	pass		Malathion	< LOQ	0.20	0.100	pass	
Metalaxyl	< LOQ	0.20	0.100	pass		Methiocarb	< LOQ	0.20	0.100	pass	
Methomyl	< LOQ	0.40	0.200	pass		MGK-264	< LOQ	0.20	0.100	pass	
Myclobutanil	< LOQ	0.20	0.100	pass		Naled	< LOQ	0.50	0.250	pass	
Oxamyl	< LOQ	1.0	0.500	pass		Paclobutrazole	< LOQ	0.40	0.200	pass	
Parathion-Methyl	< LOQ	0.20	0.200	pass		Permethrin	< LOQ	0.20	0.100	pass	
Phosmet	< LOQ	0.20	0.100	pass		Piperonyl butoxide	< LOQ	2.0	1.00	pass	
Prallethrin	< LOQ	0.20	0.200	pass		Propiconazole	< LOQ	0.40	0.200	pass	
Propoxur	< LOQ	0.20	0.100	pass		Pyrethrin I (total)	< LOQ	1.0	0.500	pass	
Pyridaben	< LOQ	0.20	0.100	pass		Spinosad	< LOQ	0.20	0.100	pass	
Spiromesifen	< LOQ	0.20	0.100	pass		Spirotetramat	< LOQ	0.20	0.100	pass	
Spiroxamine	< LOQ	0.40	0.200	pass		Tebuconazole	< LOQ	0.40	0.200	pass	
Thiacloprid	< LOQ	0.20	0.100	pass		Thiamethoxam	< LOQ	0.20	0.100	pass	
Trifloxystrobin	< LOQ	0.20	0.100	pass							

Metals										
Analyte	Result	Limits	Units	LOQ	Batch	Analyze	Method	Status	Notes	
Arsenic	< LOQ	0.200	mg/kg	0.0154	2204743	06/03/22	AOAC 2013.06 (mod.)	pass	X	
Cadmium	< LOQ	0.200	mg/kg	0.0154	2204743	06/03/22	AOAC 2013.06 (mod.)	pass	X	
Lead	< LOQ	0.500	mg/kg	0.0154	2204743	06/03/22	AOAC 2013.06 (mod.)	pass	X	
Mercury	< LOQ	0.100	mg/kg	0.00770	2204743	06/03/22	AOAC 2013.06 (mod.)	pass	X	



12423 NE Whitaker Way
Portland, OR 97230
503-254-1794



Report Number: 22-006236/D004.R000
Report Date: 06/07/2022
ORELAP#: OR100028
Purchase Order:
Received: 05/31/22 10:44

These test results are representative of the individual sample selected and submitted by the client.

Abbreviations

Limits: Action Levels per OAR-333-007-0400, OAR-333-007-0210, OAR-333-007-0220, CCR title 16-division 42. BCC-section 5723

Limit(s) of Quantitation (LOQ): The minimum levels, concentrations, or quantities of a target variable (e.g., target analyte) that can be reported with a specified degree of confidence.

† = Analyte not NELAP accredited.

Units of Measure

cfu/g = Colony forming units per gram

µg/g = Microgram per gram

mg/kg = Milligram per kilogram = parts per million (ppm)

% wt = µg/g divided by 10,000

Glossary of Qualifiers

X: Not ORELAP accredited.

Approved Signatory

Derrick Tanner
General Manager



12423 NE Whitaker Way
 Portland, OR 97230
 503-254-1794



Report Number: 22-006236/D004.R000
Report Date: 06/07/2022
ORELAP#: OR100028
Purchase Order:
Received: 05/31/22 10:44

Revision: 3 Document ID: 3120
 Legacy ID: CFL-C21 Worksheet Validated 10/30/2020

Laboratory Pesticide Quality Control Results

AOAC 2007.1 & EN 15662		Units: mg/Kg			Batch ID: 2204731			
Method Blank		Laboratory Control Sample						
Analyte	Blank Result	Blank Limits	Notes	LCS Result	LCS Spike	LCS % Rec	Limits	Notes
Abamectin	0.000	< 0.250		1.059	1.000	105.9	50.0	150
Acephate	0.000	< 0.250		0.976	1.000	97.6	60.0	120
Acetamiprid	0.000	< 1.000		3.040	4.000	76.0	40.0	160
Acetamiprid	0.000	< 0.100		0.401	0.400	100.3	60.0	120
Aldicarb	0.000	< 0.200		0.827	0.800	103.4	60.0	120
Azoxystrobin	0.000	< 0.100		0.411	0.400	102.8	60.0	120
Bifenazate	0.000	< 0.100		0.399	0.400	99.8	60.0	120
Bifenthrin	0.000	< 0.100		0.370	0.400	92.6	50.0	150
Boscalid	0.000	< 0.200		0.808	0.800	100.9	60.0	120
Carbaryl	0.000	< 0.100		0.394	0.400	98.5	60.0	120
Carbofuran	0.000	< 0.100		0.403	0.400	100.7	60.0	120
Chlorantraniliprole	0.000	< 0.100		0.418	0.400	104.5	60.0	120
Chlorfenapyr	0.000	< 0.500		1.888	2.000	94.4	60.0	120
Chlorpyrifos	0.000	< 0.100		0.391	0.400	97.7	60.0	120
Clofentazine	0.000	< 0.100		0.139	0.400	34.8	60.0	120
Cyfluthrin	0.000	< 0.500		1.990	2.000	99.5	50.0	150
Cypermethrin	0.000	< 0.500		1.991	2.000	99.5	50.0	150
Daminozide	0.000	< 0.500		0.612	2.000	30.6	60.0	120
Diazinon	0.000	< 0.100		0.414	0.400	103.4	60.0	120
Dichlorvos	0.000	< 0.500		2.247	2.000	112.4	60.0	120
Dimethoate	0.000	< 0.100		0.409	0.400	102.2	60.0	120
Ethoprophos	0.000	< 0.100		0.417	0.400	104.3	60.0	120
Etofenprox	0.000	< 0.200		0.785	0.800	98.1	50.0	150
Etoxazole	0.000	< 0.100		0.432	0.400	107.9	60.0	120
Fenoxycarb	0.000	< 0.100		0.413	0.400	103.3	60.0	120
Fenpyroximate	0.000	< 0.200		0.815	0.800	101.9	60.0	120
Fipronil	0.000	< 0.200		0.806	0.800	100.8	60.0	120
Fonicamid	0.000	< 0.250		0.952	1.000	95.2	60.0	120
Fludioxonil	0.000	< 0.200		0.803	0.800	100.4	50.0	150
Hexythiazox	0.000	< 0.250		1.004	1.000	100.4	60.0	120
Imazalil	0.000	< 0.100		0.387	0.400	96.6	60.0	120
Imidacloprid	0.000	< 0.200		0.765	0.800	95.6	60.0	120
Kresoxim-methyl	0.000	< 0.200		0.769	0.800	96.2	60.0	120
Malathion	0.000	< 0.100		0.409	0.400	102.3	60.0	120
Metlaxyl	0.000	< 0.100		0.417	0.400	104.2	60.0	120
Methiocarb	0.000	< 0.100		0.395	0.400	98.8	60.0	120
Methomyl	0.000	< 0.200		0.736	0.800	92.0	60.0	120
MGK-264	0.000	< 0.100		0.427	0.400	106.6	50.0	150
Myclobutanil	0.000	< 0.100		0.390	0.400	97.5	60.0	120
Naled	0.000	< 0.250		0.481	1.000	48.1	50.0	150
Oxamyl	0.000	< 0.500		1.831	2.000	91.6	60.0	120
Pacllobutrazole	0.000	< 0.200		0.861	0.800	107.6	60.0	120
Parathion-Methyl	0.000	< 0.200		0.697	0.800	87.2	50.0	150
Permethrin	0.000	< 0.100		0.381	0.400	95.3	50.0	150
Phosmet	0.000	< 0.100		0.413	0.400	103.1	50.0	150
Piperonyl butoxide	0.000	< 0.500		2.209	2.000	110.4	60.0	120
Prallethrin	0.000	< 0.100		0.407	0.400	101.7	60.0	120
Propiconazole	0.000	< 0.200		0.822	0.800	102.8	60.0	120
Propoxur	0.000	< 0.100		0.416	0.400	103.9	60.0	120
Pyrethrin (Summe)	0.000	< 0.100		0.433	0.413	104.8	60.0	120
Pyridaben	0.000	< 0.100		0.398	0.400	99.4	50.0	150
Spirosad	0.000	< 0.100		0.418	0.388	107.8	50.0	150
Spiromesifen	0.000	< 0.100		0.395	0.400	98.7	60.0	120
Spirotetramat	0.000	< 0.100		0.395	0.400	98.7	60.0	120
Spiroxamine	0.000	< 0.200		0.829	0.800	103.6	60.0	120
Tebuconazole	0.000	< 0.200		0.829	0.800	103.6	60.0	120
Thiacloprid	0.000	< 0.100		0.423	0.400	105.7	60.0	120
Thiamethoxam	0.000	< 0.100		0.374	0.400	93.5	60.0	120
Trifloxystrobin	0.000	< 0.100		0.407	0.400	101.8	60.0	120



12423 NE Whitaker Way
Portland, OR 97230
503-254-1794



Report Number: 22-006236/D004.R000
Report Date: 06/07/2022
ORELAP#: OR100028
Purchase Order:
Received: 05/31/22 10:44

Revision: 3 Document ID: 3120
Legacy ID: CFL-C21 Worksheet Validated 10/30/2020

Laboratory Pesticide Quality Control Results

AOAC 2007.1 & EN 15662		Units: mg/Kg				Batch ID: 2204731				
Matrix Spike/Matrix Spike Duplicate Recoveries					Sample ID: 22-006239-0001					
Analyte	Result	MS Res	MSD Res	Spike	RPD%	Limit	MS % Rec	MSD % Rec	Limits	Notes
Abamectin	0.001	0.942	0.928	1.000	1.4%	< 30	94.1%	92.8%	50 - 150	
Acephate	0.000	1.209	1.209	1.000	0.0%	< 30	120.9%	120.9%	50 - 150	
Acetaminocyl	0.000	4.485	4.127	4.000	8.3%	< 30	112.1%	103.2%	50 - 150	
Acetamiprid	0.000	0.488	0.491	0.400	0.7%	< 30	122.0%	122.8%	50 - 150	
Aldicarb	0.000	0.952	0.959	0.800	0.7%	< 30	119.0%	119.9%	50 - 150	
Azoxystrobin	0.000	0.469	0.474	0.400	1.1%	< 30	117.3%	118.6%	50 - 150	
Bifenazate	0.000	0.386	0.407	0.400	5.4%	< 30	96.4%	101.8%	50 - 150	
Bifenthrin	0.000	0.401	0.399	0.400	0.5%	< 30	100.2%	99.6%	50 - 150	
Boscalid	0.000	0.848	0.801	0.800	5.6%	< 30	105.9%	100.2%	50 - 150	
Carbaryl	0.000	0.548	0.556	0.400	1.6%	< 30	137.0%	139.1%	50 - 150	
Carbofuran	0.000	0.469	0.464	0.400	1.0%	< 30	117.2%	116.1%	50 - 150	
Chlorantraniliprole	0.000	0.429	0.429	0.400	0.1%	< 30	107.3%	107.2%	50 - 150	
Chlorfenapyr	0.000	2.066	1.904	2.000	8.1%	< 30	103.3%	95.2%	50 - 150	
Chlorpyrifos	0.000	0.400	0.403	0.400	0.6%	< 30	100.1%	100.7%	50 - 150	
Clofentazine	0.000	0.385	0.401	0.400	4.1%	< 30	96.4%	100.4%	50 - 150	
Cyfluthrin	0.000	2.690	2.842	2.000	5.5%	< 30	134.5%	142.1%	30 - 150	
Cypermethrin	0.000	2.576	2.553	2.000	0.9%	< 30	128.8%	127.7%	50 - 150	
Daminozide	0.000	0.974	0.987	2.000	1.3%	< 30	48.7%	49.3%	30 - 150	
Diazinon	0.000	0.430	0.441	0.400	2.7%	< 30	107.4%	110.3%	50 - 150	
Dichlorvos	0.000	2.303	2.345	2.000	1.8%	< 30	115.2%	117.3%	50 - 150	
Dimethoate	0.000	0.493	0.498	0.400	1.2%	< 30	123.2%	124.6%	50 - 150	
Ethoprophos	0.000	0.435	0.452	0.400	3.8%	< 30	108.7%	112.9%	50 - 150	
Etofenprox	0.000	0.853	0.854	0.800	0.2%	< 30	106.6%	106.8%	50 - 150	
Etoxazole	0.000	0.420	0.422	0.400	0.5%	< 30	105.0%	105.5%	50 - 150	
Fenoxycarb	0.000	0.493	0.503	0.400	2.1%	< 30	123.2%	125.8%	50 - 150	
Fenpyroximate	0.000	0.963	0.995	0.800	3.3%	< 30	120.3%	124.4%	50 - 150	
Fipronil	0.000	1.387	1.388	0.800	0.1%	< 30	173.4%	173.6%	50 - 150	Q
Fonicamid	0.000	1.005	1.165	1.000	14.7%	< 30	100.5%	116.5%	50 - 150	
Fludioxonil	0.000	0.742	0.783	0.800	5.4%	< 30	92.7%	97.9%	50 - 150	
Hexythiazox	0.000	1.121	1.132	1.000	1.0%	< 30	112.1%	113.2%	50 - 150	
Imazalil	0.000	0.445	0.450	0.400	1.0%	< 30	111.4%	112.5%	50 - 150	
Imidacloprid	0.000	0.657	0.686	0.800	4.4%	< 30	82.1%	85.8%	50 - 150	
Kresoxim-methyl	0.000	0.833	0.871	0.800	4.5%	< 30	104.1%	108.9%	50 - 150	
Malathion	0.000	0.458	0.463	0.400	1.1%	< 30	114.6%	115.9%	50 - 150	
Metaxalyl	0.000	0.463	0.462	0.400	0.3%	< 30	115.7%	115.4%	50 - 150	
Methiocarb	0.000	0.438	0.436	0.400	0.5%	< 30	109.6%	109.0%	50 - 150	
Methomyl	0.000	0.794	0.782	0.800	1.6%	< 30	99.3%	97.7%	50 - 150	
MGK-264	0.000	0.583	0.575	0.400	1.4%	< 30	145.8%	143.7%	50 - 150	
Myclobutanil	0.000	0.435	0.450	0.400	3.3%	< 30	108.8%	112.4%	50 - 150	
Naled	0.000	1.266	1.289	1.000	1.8%	< 30	126.6%	128.9%	50 - 150	
Oxamyl	0.000	1.881	1.891	2.000	0.5%	< 30	94.1%	94.5%	50 - 150	
Pacllobutrazole	0.000	1.338	1.316	0.800	1.7%	< 30	167.3%	164.5%	50 - 150	Q
Parathion-Methyl	0.000	0.832	0.906	0.800	8.6%	< 30	103.9%	113.2%	30 - 150	
Permethrin	0.000	0.399	0.411	0.400	2.8%	< 30	99.9%	102.7%	50 - 150	
Phosmet	0.000	0.454	0.493	0.400	8.2%	< 30	113.6%	123.3%	50 - 150	
Piperonyl butoxide	0.000	2.231	2.309	2.000	3.4%	< 30	111.6%	115.4%	50 - 150	
Prallethrin	0.000	0.599	0.604	0.400	0.9%	< 30	149.7%	151.0%	50 - 150	Q
Propiconazole	0.000	1.318	1.328	0.800	0.8%	< 30	164.8%	166.0%	50 - 150	Q
Propoxur	0.000	0.488	0.497	0.400	1.9%	< 30	121.9%	124.2%	50 - 150	
Pyrethrin (Summe)	0.000	0.446	0.455	0.413	2.1%	< 30	108.0%	110.3%	50 - 150	
Pyridaben	0.000	0.550	0.569	0.400	3.2%	< 30	137.6%	142.1%	50 - 150	
Spirosad	0.000	0.462	0.458	0.388	0.8%	< 30	119.1%	118.1%	50 - 150	
Spiromesifen	0.000	0.491	0.501	0.400	2.0%	< 30	122.9%	125.4%	50 - 150	
Spirotetramat	0.000	0.314	0.313	0.400	0.2%	< 30	78.4%	78.2%	50 - 150	
Spiroxamine	0.000	0.945	0.931	0.800	1.5%	< 30	118.2%	116.4%	50 - 150	
Tebuconazole	0.000	1.231	1.210	0.800	1.7%	< 30	153.8%	151.3%	50 - 150	Q
Thiacloprid	0.000	0.501	0.518	0.400	3.5%	< 30	125.1%	129.6%	50 - 150	
Thiamethoxam	0.000	0.420	0.417	0.400	0.6%	< 30	104.9%	104.3%	50 - 150	
Trifloxystrobin	0.000	0.428	0.432	0.400	1.0%	< 30	107.0%	108.1%	50 - 150	



12423 NE Whitaker Way
Portland, OR 97230
503-254-1794



Report Number: 22-006236/D004.R000
Report Date: 06/07/2022
ORELAP#: OR100028
Purchase Order:
Received: 05/31/22 10:44

Revision: Document ID:
Legacy ID: Effective:

Laboratory Quality Control Results

Residual Solvents				Batch ID: 2204806					
Method Blank				Laboratory Control Sample					
Analyte	Result	LOQ	Notes	Result	Spike	Units	% Rec	Limits	Notes
Propane	ND	< 200		391	572	µg/g	68.4	60 - 120	
Isobutane	ND	< 200		538	731	µg/g	73.6	60 - 120	
Butane	ND	< 200		521	731	µg/g	71.3	60 - 120	
2,2-Dimethylpropane	ND	< 200		642	936	µg/g	68.6	60 - 120	
Methanol	ND	< 200		1350	1650	µg/g	81.8	60 - 120	
Ethylene Oxide	ND	< 30		44.6	56.2	µg/g	79.4	60 - 120	
2-Methylbutane	ND	< 200		1370	1620	µg/g	84.6	60 - 120	
Pentane	ND	< 200		1350	1610	µg/g	83.9	60 - 120	
Ethanol	ND	< 200		1260	1620	µg/g	77.8	70 - 130	
Ethyl Ether	ND	< 200		1320	1600	µg/g	82.5	60 - 120	
2,2-Dimethylbutane	ND	< 30		137	167	µg/g	82.0	60 - 120	
Acetone	ND	< 200		1380	1620	µg/g	85.2	60 - 120	
2-Propanol	ND	< 200		1260	1610	µg/g	78.3	60 - 120	
Acetonitrile	ND	< 100		527	635	µg/g	83.0	60 - 120	
2,3-Dimethylbutane	ND	< 30		149	177	µg/g	84.2	60 - 120	
Dichloromethane	ND	< 60		447	498	µg/g	89.8	60 - 120	
2-Methylpentane	ND	< 30		135	166	µg/g	81.3	60 - 120	
3-Methylpentane	ND	< 30		141	175	µg/g	80.6	60 - 120	
Hexane	ND	< 30		139	174	µg/g	79.9	60 - 120	
Ethyl acetate	ND	< 200		1310	1610	µg/g	81.4	60 - 120	
2-Butanol	ND	< 200		1260	1620	µg/g	77.8	60 - 120	
Tetrahydrofuran	ND	< 100		414	507	µg/g	81.7	60 - 120	
Cyclohexane	ND	< 200		1320	1610	µg/g	82.0	60 - 120	
Benzene	ND	< 1		4.23	5.22	µg/g	81.0	60 - 120	
Isopropyl Acetate	ND	< 200		1300	1610	µg/g	80.7	60 - 120	
Heptane	ND	< 200		1310	1610	µg/g	81.4	60 - 120	
1,4-Dioxane	ND	< 100		411	508	µg/g	80.9	60 - 120	
2-Ethoxyethanol	ND	< 30		116	165	µg/g	70.3	60 - 120	
Ethylene Glycol	ND	< 200		356	492	µg/g	72.4	60 - 120	
Toluene	ND	< 100		395	497	µg/g	79.5	60 - 120	
Ethylbenzene	ND	< 200		786	980	µg/g	80.2	60 - 120	
m,p-Xylene	ND	< 200		786	985	µg/g	79.8	60 - 120	
o-Xylene	ND	< 200		776	965	µg/g	80.4	60 - 120	
Cumene	ND	< 30		130	168	µg/g	77.4	60 - 120	



12423 NE Whitaker Way
 Portland, OR 97230
 503-254-1794



Report Number: 22-006236/D004.R000
Report Date: 06/07/2022
ORELAP#: OR100028
Purchase Order:
Received: 05/31/22 10:44

Revision: Document ID:
 Legacy ID: Effective:

QC - Sample Duplicate			Sample ID: 22-006238-0001					
Analyte	Result	Org. Result	LOQ	Units	RPD	Limits	Accept/Fail	Notes
Propane	ND	ND	200	µg/g	0.0	< 20	Acceptable	
Isobutane	ND	ND	200	µg/g	0.0	< 20	Acceptable	
Butane	ND	ND	200	µg/g	0.0	< 20	Acceptable	
2,2-Dimethylpropane	ND	ND	200	µg/g	0.0	< 20	Acceptable	
Methanol	ND	ND	200	µg/g	0.0	< 20	Acceptable	
Ethylene Oxide	ND	ND	30	µg/g	0.0	< 20	Acceptable	
2-Methylbutane	ND	ND	200	µg/g	0.0	< 20	Acceptable	
Pentane	ND	ND	200	µg/g	0.0	< 20	Acceptable	
Ethanol	ND	ND	200	µg/g	0.0	< 20	Acceptable	
Ethyl Ether	ND	ND	200	µg/g	0.0	< 20	Acceptable	
2,2-Dimethylbutane	ND	ND	30	µg/g	0.0	< 20	Acceptable	
Acetone	ND	ND	200	µg/g	0.0	< 20	Acceptable	
2-Propanol	ND	ND	200	µg/g	0.0	< 20	Acceptable	
Acetonitrile	ND	ND	100	µg/g	0.0	< 20	Acceptable	
2,3-Dimethylbutane	ND	ND	30	µg/g	0.0	< 20	Acceptable	
Dichloromethane	ND	ND	60	µg/g	0.0	< 20	Acceptable	
2-Methylpentane	ND	ND	30	µg/g	0.0	< 20	Acceptable	
3-Methylpentane	ND	ND	30	µg/g	0.0	< 20	Acceptable	
Hexane	ND	ND	30	µg/g	0.0	< 20	Acceptable	
Ethyl acetate	ND	ND	200	µg/g	0.0	< 20	Acceptable	
2-Butanol	ND	ND	200	µg/g	0.0	< 20	Acceptable	
Tetrahydrofuran	ND	ND	100	µg/g	0.0	< 20	Acceptable	
Cyclohexane	ND	ND	200	µg/g	0.0	< 20	Acceptable	
Benzene	ND	ND	1	µg/g	0.0	< 20	Acceptable	
Isopropyl Acetate	ND	ND	200	µg/g	0.0	< 20	Acceptable	
Heptane	ND	ND	200	µg/g	0.0	< 20	Acceptable	
1,4-Dioxane	ND	ND	100	µg/g	0.0	< 20	Acceptable	
2-Ethoxyethanol	ND	ND	30	µg/g	0.0	< 20	Acceptable	
Ethylene Glycol	ND	ND	200	µg/g	0.0	< 20	Acceptable	
Toluene	ND	ND	100	µg/g	0.0	< 20	Acceptable	
Ethylbenzene	ND	ND	200	µg/g	0.0	< 20	Acceptable	
m,p-Xylene	ND	ND	200	µg/g	0.0	< 20	Acceptable	
o-Xylene	ND	ND	200	µg/g	0.0	< 20	Acceptable	
Cumene	ND	ND	30	µg/g	0.0	< 20	Acceptable	

Abbreviations

ND - None Detected at or above MRL
 RPD - Relative Percent Difference
 LOQ - Limit of Quantitation

Units of Measure:

µg/g - Microgram per gram or ppm



12423 NE Whitaker Way
Portland, OR 97230
503-254-1794



Report Number: 22-006236/D004.R000
Report Date: 06/07/2022
ORELAP#: OR100028
Purchase Order:
Received: 05/31/22 10:44





Explanation of QC Flag Comments:

Code	Explanation
Q	Matrix interferences affecting spike or surrogate recoveries.
Q1	Quality control result biased high. Only non-detect samples reported.
Q2	Quality control outside QC limits. Data considered estimate.
Q3	Sample concentration greater than four times the amount spiked.
Q4	Non-homogenous sample matrix, affecting RPD result and/or % recoveries.
Q5	Spike results above calibration curve.
Q6	Quality control outside QC limits. Data acceptable based on remaining QC.
R	Relative percent difference (RPD) outside control limit.
R1	RPD non-calculable, as sample or duplicate results are less than five times the LOQ.
R2	Sample replicates RPD non-calculable, as only one replicate is within the analytical range.
LOQ1	Quantitation level raised due to low sample volume and/or dilution.
LOQ2	Quantitation level raised due to matrix interference.
B	Analyte detected in method blank, but not in associated samples.
B1	The sample concentration is greater than 5 times the blank concentration.
B2	The sample concentration is less than 5 times the blank concentration.



Lifted Made

Sample 226-011322-239

Strawnana Pucks

Batch/Lot # 3652021LDB0000171 45D8 5D10

Sample Submitted: 01-13-2022; Report Date: 01-14-2022

nullSample Unit Size: 3.30 g

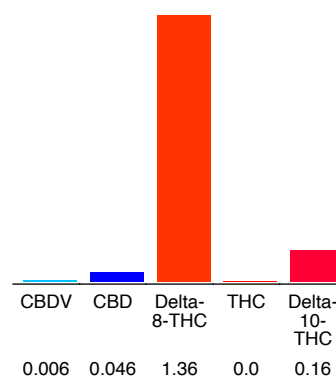
Strawnana Pucks

Batch/Lot # 3652021LDB0000171 45D8
5D10

Chromatogram



Cannabinoid Profile



Cannabinoid Profile by HPLC

0.00%
Calculated THC Yield

0.05%
Calculated CBD Yield

1.57%
Total Cannabinoids

Cannabinoid	% wt	mg/unit
CBDV	0.006	0.198
CBD	0.046	1.518
Delta-8-THC	1.36	44.88
THC	0.0	0.0
Delta-10-THC	0.16	5.28
Total Cannabinoids	1.57	51.9
Calculated THC Yield	0.00	0.00
Calculated CBD Yield	0.05	1.52

Calculated Maximum THC Yield = $THC + 0.877 * THCA$
 Calculated Maximum CBD Yield = $CBD + 0.877 * CBDA$

Marin Analytics, LLC
250 Bel Marin Keys Blvd, Suite D4
Novato, CA 94949

415-936-6477 / sarabiancalana1@gmail.com

Sara Biancalana
Sara Biancalana
Chief Scientist

This sample has been tested by Marin Analytics, LLC using valid testing methodologies and a quality system. Values reported relate only to the sample tested. Marin Analytics, LLC makes no claims as to the efficacy, safety or other risks associated with any detected or non-detected levels of any compounds reported herein. This Certificate shall not be reproduced except in full, without the written approval of Marin Analytics, LLC.



12423 NE Whitaker Way
Portland, OR 97230
503-254-1794



Report Number: 22-006236/D002.R000
Report Date: 06/07/2022
ORELAP#: OR100028
Purchase Order:
Received: 05/31/22 10:44

Customer: Lifted Made
Product identity: Strawnana BL-Puck 1382022LDB0000399 45mg D8 5mg D10
Client/Metric ID: .
Laboratory ID: 22-006236-0006

Summary

Residual Solvents:

All analytes passing and less than LOQ.

Pesticides:

All analytes passing and less than LOQ.

Metals:

Less than LOQ for all analytes.

Microbiology:

Less than LOQ for all analytes.



12423 NE Whitaker Way
Portland, OR 97230
503-254-1794



Report Number: 22-006236/D002.R000
Report Date: 06/07/2022
ORELAP#: OR100028
Purchase Order:
Received: 05/31/22 10:44

Customer: Lifted Made
43360 N US HWY 41 Unit H
Zion Illinois 60099
United States of America (USA)

Product identity: Strawnana BL-Puck 1382022LDB0000399 45mg D8 5mg D10

Client/Metric ID: .

Sample Date:

Laboratory ID: 22-006236-0006

Evidence of Cooling: No

Temp: 18.9 °C

Relinquished by: UPS

Sample Results

Microbiology

Analyte	Result	Limits	Units	LOQ	Batch	Analyze	Method	Status	Notes
Aerobic Plate Count	< LOQ		cfu/g	10	2204605	06/03/22	AOAC 990.12 (Petrifilm)	X	
E.coli	< LOQ		cfu/g	10	2204603	06/03/22	AOAC 991.14 (Petrifilm)	X	
Total Coliforms	< LOQ		cfu/g	10	2204603	06/03/22	AOAC 991.14 (Petrifilm)	X	
Mold (RAPID Petrifilm)	< LOQ		cfu/g	10	2204604	06/04/22	AOAC 2014.05 (RAPID)	X	
Yeast (RAPID Petrifilm)	< LOQ		cfu/g	10	2204604	06/04/22	AOAC 2014.05 (RAPID)	X	

Solvents

Residual Solvents by GC/MS						Batch 2204806					Analyze 06/07/22 10:15 AM
Analyte	Result	Limits	LOQ	Status	Notes	Analyte	Result	Limits	LOQ	Status	Notes
1,4-Dioxane	< LOQ	380	100	pass		2-Butanol	< LOQ	5000	200	pass	
2-Ethoxyethanol	< LOQ	160	30.0	pass		2-Methylbutane (Isopentane)	< LOQ		200		
2-Methylpentane	< LOQ		30.0			2-Propanol (IPA)	< LOQ	5000	200	pass	
2,2-Dimethylbutane	< LOQ		30.0			2,2-Dimethylpropane (neo-pentane)	< LOQ		200		
2,3-Dimethylbutane	< LOQ		30.0			3-Methylpentane	< LOQ		30.0		
Acetone	< LOQ	5000	200	pass		Acetonitrile	< LOQ	410	100	pass	
Benzene	< LOQ	2.00	1.00	pass		Butanes (sum)	< LOQ	5000	400	pass	
Cyclohexane	< LOQ	3880	200	pass		Ethyl acetate	< LOQ	5000	200	pass	
Ethyl benzene	< LOQ		200			Ethyl ether	< LOQ	5000	200	pass	
Ethylene glycol	< LOQ	620	200	pass		Ethylene oxide	< LOQ	50.0	20.0	pass	
Hexanes (sum)	< LOQ	290	150	pass		Isopropyl acetate	< LOQ	5000	200	pass	
Isopropylbenzene (Cumene)	< LOQ	70.0	30.0	pass		m,p-Xylene	< LOQ		200		
Methanol	< LOQ	3000	200	pass		Methylene chloride	< LOQ	600	60.0	pass	
Methylpropane (Isobutane)	< LOQ		200			n-Butane	< LOQ		200		
n-Heptane	< LOQ	5000	200	pass		n-Hexane	< LOQ		30.0		
n-Pentane	< LOQ		200			o-Xylene	< LOQ		200		
Pentanes (sum)	< LOQ	5000	600	pass		Propane	< LOQ	5000	200	pass	
Tetrahydrofuran	< LOQ	720	100	pass		Toluene	< LOQ	890	100	pass	
Total Xylenes	< LOQ		400			Total Xylenes and Ethyl benzene	< LOQ	2170	600	pass	



12423 NE Whitaker Way
Portland, OR 97230
503-254-1794



Report Number: 22-006236/D002.R000
Report Date: 06/07/2022
ORELAP#: OR100028
Purchase Order:
Received: 05/31/22 10:44

Pesticides											
Method AOAC 2007.01 & EN 15662 (mod) Units mg/kg Batch 2204731 Analyze 06/03/22 01:17 PM											
Analyte	Result	Limits	LOQ	Status	Notes	Analyte	Result	Limits	LOQ	Status	Notes
Abamectin	< LOQ	0.50	0.250	pass		Acephate	< LOQ	0.40	0.250	pass	
Acequinocyl	< LOQ	2.0	1.00	pass		Acetamiprid	< LOQ	0.20	0.100	pass	
Aldicarb	< LOQ	0.40	0.200	pass		Azoxystrobin	< LOQ	0.20	0.100	pass	
Bifentazate	< LOQ	0.20	0.100	pass		Bifenthrin	< LOQ	0.20	0.100	pass	
Boscalid	< LOQ	0.40	0.200	pass		Carbaryl	< LOQ	0.20	0.100	pass	
Carbofuran	< LOQ	0.20	0.100	pass		Chlorantraniliprole	< LOQ	0.20	0.100	pass	
Chlorfenapyr	< LOQ	1.0	0.500	pass		Chlorpyrifos	< LOQ	0.20	0.100	pass	
Clofentezine	< LOQ	0.20	0.100	pass		Cyfluthrin	< LOQ	1.0	0.500	pass	
Cypermethrin	< LOQ	1.0	0.500	pass		Daminozide	< LOQ	1.0	0.500	pass	
Diazinon	< LOQ	0.20	0.100	pass		Dichlorvos	< LOQ	1.0	0.500	pass	
Dimethoate	< LOQ	0.20	0.100	pass		Ethoprophos	< LOQ	0.20	0.100	pass	
Etofenprox	< LOQ	0.40	0.200	pass		Etoazole	< LOQ	0.20	0.100	pass	
Fenoxycarb	< LOQ	0.20	0.100	pass		Fenpyroximate	< LOQ	0.40	0.200	pass	
Fipronil	< LOQ	0.40	0.200	pass		Fonicamid	< LOQ	1.0	0.400	pass	
Fludioxonil	< LOQ	0.40	0.200	pass		Hexythiazox	< LOQ	1.0	0.400	pass	
Imazalil	< LOQ	0.20	0.100	pass		Imidacloprid	< LOQ	0.40	0.200	pass	
Kresoxim-methyl	< LOQ	0.40	0.200	pass		Malathion	< LOQ	0.20	0.100	pass	
Metalaxyl	< LOQ	0.20	0.100	pass		Methiocarb	< LOQ	0.20	0.100	pass	
Methomyl	< LOQ	0.40	0.200	pass		MGK-264	< LOQ	0.20	0.100	pass	
Myclobutanil	< LOQ	0.20	0.100	pass		Naled	< LOQ	0.50	0.250	pass	
Oxamyl	< LOQ	1.0	0.500	pass		Paclobutrazole	< LOQ	0.40	0.200	pass	
Parathion-Methyl	< LOQ	0.20	0.200	pass		Permethrin	< LOQ	0.20	0.100	pass	
Phosmet	< LOQ	0.20	0.100	pass		Piperonyl butoxide	< LOQ	2.0	1.00	pass	
Prallethrin	< LOQ	0.20	0.200	pass		Propiconazole	< LOQ	0.40	0.200	pass	
Propoxur	< LOQ	0.20	0.100	pass		Pyrethrin I (total)	< LOQ	1.0	0.500	pass	
Pyridaben	< LOQ	0.20	0.100	pass		Spinosad	< LOQ	0.20	0.100	pass	
Spiromesifen	< LOQ	0.20	0.100	pass		Spirotetramat	< LOQ	0.20	0.100	pass	
Spiroxamine	< LOQ	0.40	0.200	pass		Tebuconazole	< LOQ	0.40	0.200	pass	
Thiacloprid	< LOQ	0.20	0.100	pass		Thiamethoxam	< LOQ	0.20	0.100	pass	
Trifloxystrobin	< LOQ	0.20	0.100	pass							

Metals										
Analyte	Result	Limits	Units	LOQ	Batch	Analyze	Method	Status	Notes	
Arsenic	< LOQ	0.200	mg/kg	0.0147	2204743	06/03/22	AOAC 2013.06 (mod.)	pass	X	
Cadmium	< LOQ	0.200	mg/kg	0.0147	2204743	06/03/22	AOAC 2013.06 (mod.)	pass	X	
Lead	< LOQ	0.500	mg/kg	0.0147	2204743	06/03/22	AOAC 2013.06 (mod.)	pass	X	
Mercury	< LOQ	0.100	mg/kg	0.00735	2204743	06/03/22	AOAC 2013.06 (mod.)	pass	X	



12423 NE Whitaker Way
Portland, OR 97230
503-254-1794



Report Number: 22-006236/D002.R000
Report Date: 06/07/2022
ORELAP#: OR100028
Purchase Order:
Received: 05/31/22 10:44

These test results are representative of the individual sample selected and submitted by the client.

Abbreviations

Limits: Action Levels per OAR-333-007-0400, OAR-333-007-0210, OAR-333-007-0220, CCR title 16-division 42. BCC-section 5723

Limit(s) of Quantitation (LOQ): The minimum levels, concentrations, or quantities of a target variable (e.g., target analyte) that can be reported with a specified degree of confidence.

† = Analyte not NELAP accredited.

Units of Measure

cfu/g = Colony forming units per gram

µg/g = Microgram per gram

mg/kg = Milligram per kilogram = parts per million (ppm)

% wt = µg/g divided by 10,000

Glossary of Qualifiers

X: Not ORELAP accredited.

Approved Signatory

Derrick Tanner
General Manager



12423 NE Whitaker Way
Portland, OR 97230
503-254-1794



Report Number: 22-006236/D002.R000
Report Date: 06/07/2022
ORELAP#: OR100028
Purchase Order:
Received: 05/31/22 10:44

Revision: 3 Document ID: 3120
Legacy ID: CFL-C21 Worksheet Validated 10/30/2020

Laboratory Pesticide Quality Control Results

AOAC 2007.1 & EN 15662		Units: mg/Kg			Batch ID: 2204731			
Method Blank		Laboratory Control Sample						
Analyte	Blank Result	Blank Limits	Notes	LCS Result	LCS Spike	LCS % Rec	Limits	Notes
Abamectin	0.000	< 0.250		1.059	1.000	105.9	50.0	150
Acephate	0.000	< 0.250		0.976	1.000	97.6	60.0	120
Acetamiprid	0.000	< 1.000		3.040	4.000	76.0	40.0	160
Acetamiprid	0.000	< 0.100		0.401	0.400	100.3	60.0	120
Aldicarb	0.000	< 0.200		0.827	0.800	103.4	60.0	120
Azoxystrobin	0.000	< 0.100		0.411	0.400	102.8	60.0	120
Bifenazate	0.000	< 0.100		0.399	0.400	99.8	60.0	120
Bifenthrin	0.000	< 0.100		0.370	0.400	92.6	50.0	150
Boscalid	0.000	< 0.200		0.808	0.800	100.9	60.0	120
Carbaryl	0.000	< 0.100		0.394	0.400	98.5	60.0	120
Carbofuran	0.000	< 0.100		0.403	0.400	100.7	60.0	120
Chlorantraniliprole	0.000	< 0.100		0.418	0.400	104.5	60.0	120
Chlorfenapyr	0.000	< 0.500		1.888	2.000	94.4	60.0	120
Chlorpyrifos	0.000	< 0.100		0.391	0.400	97.7	60.0	120
Clofentazine	0.000	< 0.100		0.139	0.400	34.8	60.0	120
Cyfluthrin	0.000	< 0.500		1.990	2.000	99.5	50.0	150
Cypermethrin	0.000	< 0.500		1.991	2.000	99.5	50.0	150
Daminozide	0.000	< 0.500		0.612	2.000	30.6	60.0	120
Diazinon	0.000	< 0.100		0.414	0.400	103.4	60.0	120
Dichlorvos	0.000	< 0.500		2.247	2.000	112.4	60.0	120
Dimethoate	0.000	< 0.100		0.409	0.400	102.2	60.0	120
Ethoprophos	0.000	< 0.100		0.417	0.400	104.3	60.0	120
Etofenprox	0.000	< 0.200		0.785	0.800	98.1	50.0	150
Etoxazole	0.000	< 0.100		0.432	0.400	107.9	60.0	120
Fenoxycarb	0.000	< 0.100		0.413	0.400	103.3	60.0	120
Fenpyroximate	0.000	< 0.200		0.815	0.800	101.9	60.0	120
Fipronil	0.000	< 0.200		0.806	0.800	100.8	60.0	120
Fonicamid	0.000	< 0.250		0.952	1.000	95.2	60.0	120
Fludioxonil	0.000	< 0.200		0.803	0.800	100.4	50.0	150
Hexythiazox	0.000	< 0.250		1.004	1.000	100.4	60.0	120
Imazalil	0.000	< 0.100		0.387	0.400	96.6	60.0	120
Imidacloprid	0.000	< 0.200		0.765	0.800	95.6	60.0	120
Kresoxim-methyl	0.000	< 0.200		0.769	0.800	96.2	60.0	120
Malathion	0.000	< 0.100		0.409	0.400	102.3	60.0	120
Metlaxyl	0.000	< 0.100		0.417	0.400	104.2	60.0	120
Methiocarb	0.000	< 0.100		0.395	0.400	98.8	60.0	120
Methomyl	0.000	< 0.200		0.736	0.800	92.0	60.0	120
MGK-264	0.000	< 0.100		0.427	0.400	106.6	50.0	150
Myclobutanil	0.000	< 0.100		0.390	0.400	97.5	60.0	120
Naled	0.000	< 0.250		0.481	1.000	48.1	50.0	150
Oxamyl	0.000	< 0.500		1.831	2.000	91.6	60.0	120
Pacllobutrazole	0.000	< 0.200		0.861	0.800	107.6	60.0	120
Parathion-Methyl	0.000	< 0.200		0.697	0.800	87.2	50.0	150
Permethrin	0.000	< 0.100		0.381	0.400	95.3	50.0	150
Phosmet	0.000	< 0.100		0.413	0.400	103.1	50.0	150
Piperonyl butoxide	0.000	< 0.500		2.209	2.000	110.4	60.0	120
Prallethrin	0.000	< 0.100		0.407	0.400	101.7	60.0	120
Propiconazole	0.000	< 0.200		0.822	0.800	102.8	60.0	120
Propoxur	0.000	< 0.100		0.416	0.400	103.9	60.0	120
Pyrethrin (Summe)	0.000	< 0.100		0.433	0.413	104.8	60.0	120
Pyridaben	0.000	< 0.100		0.398	0.400	99.4	50.0	150
Spirosad	0.000	< 0.100		0.418	0.388	107.8	50.0	150
Spiromesifen	0.000	< 0.100		0.395	0.400	98.7	60.0	120
Spirotetramat	0.000	< 0.100		0.395	0.400	98.7	60.0	120
Spiroxamine	0.000	< 0.200		0.829	0.800	103.6	60.0	120
Tebuconazole	0.000	< 0.200		0.829	0.800	103.6	60.0	120
Thiacloprid	0.000	< 0.100		0.423	0.400	105.7	60.0	120
Thiamethoxam	0.000	< 0.100		0.374	0.400	93.5	60.0	120
Trifloxystrobin	0.000	< 0.100		0.407	0.400	101.8	60.0	120



12423 NE Whitaker Way
Portland, OR 97230
503-254-1794



Report Number: 22-006236/D002.R000
Report Date: 06/07/2022
ORELAP#: OR100028
Purchase Order:
Received: 05/31/22 10:44

Revision: 3 Document ID: 3120
Legacy ID: CFL-C21 Worksheet Validated 10/30/2020

Laboratory Pesticide Quality Control Results

AOAC 2007.1 & EN 15662		Units: mg/Kg				Batch ID: 2204731				
Matrix Spike/Matrix Spike Duplicate Recoveries					Sample ID: 22-006239-0001					
Analyte	Result	MS Res	MSD Res	Spike	RPD%	Limit	MS % Rec	MSD % Rec	Limits	Notes
Abamectin	0.001	0.942	0.928	1.000	1.4%	< 30	94.1%	92.8%	50 - 150	
Acephate	0.000	1.209	1.209	1.000	0.0%	< 30	120.9%	120.9%	50 - 150	
Acetamiprid	0.000	0.488	0.491	0.400	0.7%	< 30	122.0%	122.8%	50 - 150	
Aldicarb	0.000	0.952	0.959	0.800	0.7%	< 30	119.0%	119.9%	50 - 150	
Azoxystrobin	0.000	0.469	0.474	0.400	1.1%	< 30	117.3%	118.6%	50 - 150	
Bifenazate	0.000	0.386	0.407	0.400	5.4%	< 30	96.4%	101.8%	50 - 150	
Bifenthrin	0.000	0.401	0.399	0.400	0.5%	< 30	100.2%	99.6%	50 - 150	
Boscalid	0.000	0.848	0.801	0.800	5.6%	< 30	105.9%	100.2%	50 - 150	
Carbaryl	0.000	0.548	0.556	0.400	1.6%	< 30	137.0%	139.1%	50 - 150	
Carbofuran	0.000	0.469	0.464	0.400	1.0%	< 30	117.2%	116.1%	50 - 150	
Chlorantraniliprole	0.000	0.429	0.429	0.400	0.1%	< 30	107.3%	107.2%	50 - 150	
Chlorfenapyr	0.000	2.066	1.904	2.000	8.1%	< 30	103.3%	95.2%	50 - 150	
Chlorpyrifos	0.000	0.400	0.403	0.400	0.6%	< 30	100.1%	100.7%	50 - 150	
Clofentezine	0.000	0.385	0.401	0.400	4.1%	< 30	96.4%	100.4%	50 - 150	
Cyfluthrin	0.000	2.690	2.842	2.000	5.5%	< 30	134.5%	142.1%	30 - 150	
Cypermethrin	0.000	2.576	2.553	2.000	0.9%	< 30	128.8%	127.7%	50 - 150	
Daminozide	0.000	0.974	0.987	2.000	1.3%	< 30	48.7%	49.3%	30 - 150	
Diazinon	0.000	0.430	0.441	0.400	2.7%	< 30	107.4%	110.3%	50 - 150	
Dichlorvos	0.000	2.303	2.345	2.000	1.8%	< 30	115.2%	117.3%	50 - 150	
Dimethoate	0.000	0.493	0.498	0.400	1.2%	< 30	123.2%	124.6%	50 - 150	
Ethoprophos	0.000	0.435	0.452	0.400	3.8%	< 30	108.7%	112.9%	50 - 150	
Etofenprox	0.000	0.853	0.854	0.800	0.2%	< 30	106.6%	106.8%	50 - 150	
Etoxazole	0.000	0.420	0.422	0.400	0.5%	< 30	105.0%	105.5%	50 - 150	
Fenoxycarb	0.000	0.493	0.503	0.400	2.1%	< 30	123.2%	125.8%	50 - 150	
Fenpyroximate	0.000	0.963	0.995	0.800	3.3%	< 30	120.3%	124.4%	50 - 150	
Fipronil	0.000	1.387	1.388	0.800	0.1%	< 30	173.4%	173.6%	50 - 150	Q
Fonicamid	0.000	1.005	1.165	1.000	14.7%	< 30	100.5%	116.5%	50 - 150	
Fludioxonil	0.000	0.742	0.783	0.800	5.4%	< 30	92.7%	97.9%	50 - 150	
Hexythiazox	0.000	1.121	1.132	1.000	1.0%	< 30	112.1%	113.2%	50 - 150	
Imazalil	0.000	0.445	0.450	0.400	1.0%	< 30	111.4%	112.5%	50 - 150	
Imidacloprid	0.000	0.657	0.686	0.800	4.4%	< 30	82.1%	85.8%	50 - 150	
Kresoxim-methyl	0.000	0.833	0.871	0.800	4.5%	< 30	104.1%	108.9%	50 - 150	
Malathion	0.000	0.458	0.463	0.400	1.1%	< 30	114.6%	115.9%	50 - 150	
Metaxalyl	0.000	0.463	0.462	0.400	0.3%	< 30	115.7%	115.4%	50 - 150	
Methiocarb	0.000	0.438	0.436	0.400	0.5%	< 30	109.6%	109.0%	50 - 150	
Methomyl	0.000	0.794	0.782	0.800	1.6%	< 30	99.3%	97.7%	50 - 150	
MGK-264	0.000	0.583	0.575	0.400	1.4%	< 30	145.8%	143.7%	50 - 150	
Myclobutanil	0.000	0.435	0.450	0.400	3.3%	< 30	108.8%	112.4%	50 - 150	
Naled	0.000	1.266	1.289	1.000	1.8%	< 30	126.6%	128.9%	50 - 150	
Oxamyl	0.000	1.881	1.891	2.000	0.5%	< 30	94.1%	94.5%	50 - 150	
Pacllobutrazole	0.000	1.338	1.316	0.800	1.7%	< 30	167.3%	164.5%	50 - 150	Q
Parathion-Methyl	0.000	0.832	0.906	0.800	8.6%	< 30	103.9%	113.2%	30 - 150	
Permethrin	0.000	0.399	0.411	0.400	2.8%	< 30	99.9%	102.7%	50 - 150	
Phosmet	0.000	0.454	0.493	0.400	8.2%	< 30	113.6%	123.3%	50 - 150	
Piperonyl butoxide	0.000	2.231	2.309	2.000	3.4%	< 30	111.6%	115.4%	50 - 150	
Prallethrin	0.000	0.599	0.604	0.400	0.9%	< 30	149.7%	151.0%	50 - 150	Q
Propiconazole	0.000	1.318	1.328	0.800	0.8%	< 30	164.8%	166.0%	50 - 150	Q
Propoxur	0.000	0.488	0.497	0.400	1.9%	< 30	121.9%	124.2%	50 - 150	
Pyrethrin (Summe)	0.000	0.446	0.455	0.413	2.1%	< 30	108.0%	110.3%	50 - 150	
Pyridaben	0.000	0.550	0.569	0.400	3.2%	< 30	137.6%	142.1%	50 - 150	
Spirosad	0.000	0.462	0.458	0.388	0.8%	< 30	119.1%	118.1%	50 - 150	
Spiromesifen	0.000	0.491	0.501	0.400	2.0%	< 30	122.9%	125.4%	50 - 150	
Spirotetramat	0.000	0.314	0.313	0.400	0.2%	< 30	78.4%	78.2%	50 - 150	
Spiroxamine	0.000	0.945	0.931	0.800	1.5%	< 30	118.2%	116.4%	50 - 150	
Tebuconazole	0.000	1.231	1.210	0.800	1.7%	< 30	153.8%	151.3%	50 - 150	Q
Thiacloprid	0.000	0.501	0.518	0.400	3.5%	< 30	125.1%	129.6%	50 - 150	
Thiamethoxam	0.000	0.420	0.417	0.400	0.6%	< 30	104.9%	104.3%	50 - 150	
Trifloxystrobin	0.000	0.428	0.432	0.400	1.0%	< 30	107.0%	108.1%	50 - 150	



12423 NE Whitaker Way
 Portland, OR 97230
 503-254-1794

Report Number: 22-006236/D002.R000
Report Date: 06/07/2022
ORELAP#: OR100028
Purchase Order:
Received: 05/31/22 10:44



Revision: Document ID:
 Legacy ID: Effective:

Laboratory Quality Control Results

Residual Solvents				Batch ID: 2204806					
Method Blank				Laboratory Control Sample					
Analyte	Result	LOQ	Notes	Result	Spike	Units	% Rec	Limits	Notes
Propane	ND	< 200		391	572	µg/g	68.4	60 - 120	
Isobutane	ND	< 200		538	731	µg/g	73.6	60 - 120	
Butane	ND	< 200		521	731	µg/g	71.3	60 - 120	
2,2-Dimethylpropane	ND	< 200		642	936	µg/g	68.6	60 - 120	
Methanol	ND	< 200		1350	1650	µg/g	81.8	60 - 120	
Ethylene Oxide	ND	< 30		44.6	56.2	µg/g	79.4	60 - 120	
2-Methylbutane	ND	< 200		1370	1620	µg/g	84.6	60 - 120	
Pentane	ND	< 200		1350	1610	µg/g	83.9	60 - 120	
Ethanol	ND	< 200		1260	1620	µg/g	77.8	70 - 130	
Ethyl Ether	ND	< 200		1320	1600	µg/g	82.5	60 - 120	
2,2-Dimethylbutane	ND	< 30		137	167	µg/g	82.0	60 - 120	
Acetone	ND	< 200		1380	1620	µg/g	85.2	60 - 120	
2-Propanol	ND	< 200		1260	1610	µg/g	78.3	60 - 120	
Acetonitrile	ND	< 100		527	635	µg/g	83.0	60 - 120	
2,3-Dimethylbutane	ND	< 30		149	177	µg/g	84.2	60 - 120	
Dichloromethane	ND	< 60		447	498	µg/g	89.8	60 - 120	
2-Methylpentane	ND	< 30		135	166	µg/g	81.3	60 - 120	
3-Methylpentane	ND	< 30		141	175	µg/g	80.6	60 - 120	
Hexane	ND	< 30		139	174	µg/g	79.9	60 - 120	
Ethyl acetate	ND	< 200		1310	1610	µg/g	81.4	60 - 120	
2-Butanol	ND	< 200		1260	1620	µg/g	77.8	60 - 120	
Tetrahydrofuran	ND	< 100		414	507	µg/g	81.7	60 - 120	
Cyclohexane	ND	< 200		1320	1610	µg/g	82.0	60 - 120	
Benzene	ND	< 1		4.23	5.22	µg/g	81.0	60 - 120	
Isopropyl Acetate	ND	< 200		1300	1610	µg/g	80.7	60 - 120	
Heptane	ND	< 200		1310	1610	µg/g	81.4	60 - 120	
1,4-Dioxane	ND	< 100		411	508	µg/g	80.9	60 - 120	
2-Ethoxyethanol	ND	< 30		116	165	µg/g	70.3	60 - 120	
Ethylene Glycol	ND	< 200		356	492	µg/g	72.4	60 - 120	
Toluene	ND	< 100		395	497	µg/g	79.5	60 - 120	
Ethylbenzene	ND	< 200		786	980	µg/g	80.2	60 - 120	
m,p-Xylene	ND	< 200		786	985	µg/g	79.8	60 - 120	
o-Xylene	ND	< 200		776	965	µg/g	80.4	60 - 120	
Cumene	ND	< 30		130	168	µg/g	77.4	60 - 120	



12423 NE Whitaker Way
 Portland, OR 97230
 503-254-1794



Report Number: 22-006236/D002.R000
Report Date: 06/07/2022
ORELAP#: OR100028
Purchase Order:
Received: 05/31/22 10:44

Revision: Document ID:
 Legacy ID: Effective:

QC - Sample Duplicate			Sample ID: 22-006238-0001					
Analyte	Result	Org. Result	LOQ	Units	RPD	Limits	Accept/Fail	Notes
Propane	ND	ND	200	µg/g	0.0	< 20	Acceptable	
Isobutane	ND	ND	200	µg/g	0.0	< 20	Acceptable	
Butane	ND	ND	200	µg/g	0.0	< 20	Acceptable	
2,2-Dimethylpropane	ND	ND	200	µg/g	0.0	< 20	Acceptable	
Methanol	ND	ND	200	µg/g	0.0	< 20	Acceptable	
Ethylene Oxide	ND	ND	30	µg/g	0.0	< 20	Acceptable	
2-Methylbutane	ND	ND	200	µg/g	0.0	< 20	Acceptable	
Pentane	ND	ND	200	µg/g	0.0	< 20	Acceptable	
Ethanol	ND	ND	200	µg/g	0.0	< 20	Acceptable	
Ethyl Ether	ND	ND	200	µg/g	0.0	< 20	Acceptable	
2,2-Dimethylbutane	ND	ND	30	µg/g	0.0	< 20	Acceptable	
Acetone	ND	ND	200	µg/g	0.0	< 20	Acceptable	
2-Propanol	ND	ND	200	µg/g	0.0	< 20	Acceptable	
Acetonitrile	ND	ND	100	µg/g	0.0	< 20	Acceptable	
2,3-Dimethylbutane	ND	ND	30	µg/g	0.0	< 20	Acceptable	
Dichloromethane	ND	ND	60	µg/g	0.0	< 20	Acceptable	
2-Methylpentane	ND	ND	30	µg/g	0.0	< 20	Acceptable	
3-Methylpentane	ND	ND	30	µg/g	0.0	< 20	Acceptable	
Hexane	ND	ND	30	µg/g	0.0	< 20	Acceptable	
Ethyl acetate	ND	ND	200	µg/g	0.0	< 20	Acceptable	
2-Butanol	ND	ND	200	µg/g	0.0	< 20	Acceptable	
Tetrahydrofuran	ND	ND	100	µg/g	0.0	< 20	Acceptable	
Cyclohexane	ND	ND	200	µg/g	0.0	< 20	Acceptable	
Benzene	ND	ND	1	µg/g	0.0	< 20	Acceptable	
Isopropyl Acetate	ND	ND	200	µg/g	0.0	< 20	Acceptable	
Heptane	ND	ND	200	µg/g	0.0	< 20	Acceptable	
1,4-Dioxane	ND	ND	100	µg/g	0.0	< 20	Acceptable	
2-Ethoxyethanol	ND	ND	30	µg/g	0.0	< 20	Acceptable	
Ethylene Glycol	ND	ND	200	µg/g	0.0	< 20	Acceptable	
Toluene	ND	ND	100	µg/g	0.0	< 20	Acceptable	
Ethylbenzene	ND	ND	200	µg/g	0.0	< 20	Acceptable	
m,p-Xylene	ND	ND	200	µg/g	0.0	< 20	Acceptable	
o-Xylene	ND	ND	200	µg/g	0.0	< 20	Acceptable	
Cumene	ND	ND	30	µg/g	0.0	< 20	Acceptable	

Abbreviations

ND - None Detected at or above MRL
 RPD - Relative Percent Difference
 LOQ - Limit of Quantitation

Units of Measure:

µg/g - Microgram per gram or ppm



12423 NE Whitaker Way
Portland, OR 97230
503-254-1794



Report Number: 22-006236/D002.R000
Report Date: 06/07/2022
ORELAP#: OR100028
Purchase Order:
Received: 05/31/22 10:44





Explanation of QC Flag Comments:

Code	Explanation
Q	Matrix interferences affecting spike or surrogate recoveries.
Q1	Quality control result biased high. Only non-detect samples reported.
Q2	Quality control outside QC limits. Data considered estimate.
Q3	Sample concentration greater than four times the amount spiked.
Q4	Non-homogenous sample matrix, affecting RPD result and/or % recoveries.
Q5	Spike results above calibration curve.
Q6	Quality control outside QC limits. Data acceptable based on remaining QC.
R	Relative percent difference (RPD) outside control limit.
R1	RPD non-calculable, as sample or duplicate results are less than five times the LOQ.
R2	Sample replicates RPD non-calculable, as only one replicate is within the analytical range.
LOQ1	Quantitation level raised due to low sample volume and/or dilution.
LOQ2	Quantitation level raised due to matrix interference.
B	Analyte detected in method blank, but not in associated samples.
B1	The sample concentration is greater than 5 times the blank concentration.
B2	The sample concentration is less than 5 times the blank concentration.



Certificate of Analysis

Sample:KN20908001-001

Harvest/Lot ID: 2172022LDB0000486 45mg

D8 5mg D10

Batch#: 2172022LDB0000486

Seed to Sale# N/A

Batch Date: 08/05/22

Sample Size Received: 26.4 gram

Total Batch Size: N/A

Retail Product Size: 3.3 gram

Ordered : 08/11/22

Sampled : 08/11/22

Completed: 09/09/22

Sampling Method: N/A

Sep 09, 2022 | Lifted Made

5511 95th Ave
Kenosha, WI, 53144, US

PASSED

Page 1 of 1

PRODUCT IMAGE SAFETY RESULTS MISC.



								
Pesticides NOT TESTED	Heavy Metals NOT TESTED	Microbials NOT TESTED	Mycotoxins NOT TESTED	Residuals Solvents NOT TESTED	Filtration NOT TESTED	Water Activity NOT TESTED	Moisture NOT TESTED	Terpenes NOT TESTED

Cannabinoid **PASSED**



	CBDV	CBDA	CBGA	CBG	CBD	THCV	CBN	EXO-THC	D9-THC	D8-THC	D10-THC	CBC	THCA	D8-THCO	D9-THCO	THC-O
%	ND	ND	ND	ND	0.0161	ND	ND	ND	<0.01	1.3246	0.1631	ND	ND	ND	ND	ND
mg/g	ND	ND	ND	ND	0.161	ND	ND	ND	<0.1	13.246	1.631	ND	ND	ND	ND	ND
LOD	0.001	0.001	0.001	0.001	0.001	0.001	0.001	0.002	0.001	0.001	0.001	0.001	0.001	0.002	0.002	0.002
%	%	%	%	%	%	%	%	%	%	%	%	%	%	%	%	%

Analyzed by: 2692 Weight: 0.2038g Extraction date: 09/08/22 14:06:04 Extracted by: 2692

Analysis Method : Expanded Measurement of Uncertainty: Flower Matrix d9-THC:12.7%, THCA: 9.5%, TOTAL THC 11.1%. These uncertainties represent an expanded uncertainty expressed at approximately the 95% confidence level using a coverage factor k=2 for a normal distribution.

Analytical Batch : KN002875POT Reviewed On : 09/09/22 10:50:47

Instrument Used : HPLC E-SHI-008 Batch Date : 09/08/22 14:04:07

Running on : N/A Dilution : N/A

Reagent : 062422.02; 070822.R01; 063022.R02

Consumables : 294033242; n/a; 0030220

Pipette : E-GIL-010; E-EPP-081

Full spectrum cannabinoid analysis utilizing High Performance Liquid Chromatography with UV/PDA detection (HPLC-UV/PDA). (Method: SOP.T.30.031.TN for sample prep and Shimadzu High Sensitivity Method SOP.T.40.020 for analysis). *Based on FL action limits.

This report shall not be reproduced, unless in its entirety, without written approval from Kaycha Labs. This report is a Kaycha Labs certification. The results relate only to the material or product analyzed. Test results are confidential unless explicitly waived otherwise. Void after 1 year from test end date. Cannabinoid content of batch material may vary depending on sampling error. IC=In-control QC parameter, NC=Non-controlled QC parameter, ND=Not Detected, NA=Not Analyzed, ppm=Parts Per Million, ppb=Parts Per Billion. Limit of Detection (LoD) and Limit Of Quantitation (LoQ) are terms used to describe the smallest concentration that can be reliably measured by an analytical procedure. RPD=Reproducibility of two measurements. Action Levels are State determined thresholds for human safety for consumption and/or inhalation. The result >99% are variable based on uncertainty of measurement (UM) for the analyte. The UM error is available from the lab upon request. The "Decision Rule" for the pass/fail does not include the UM. The limits are based on F.S. Rule 64-4.310.

Sue Ferguson
Lab Director
State License # n/a
ISO Accreditation # 17025:2017

Sue Ferguson
Signature

09/09/22
Signed On



Certificate of Analysis











Sample: KN20908001-002
Harvest/Lot ID: 2162022LDB0000485 45mg D8 5mg D10
Batch#: 2162022LDB0000485
Seed to Sale# N/A
Batch Date: 08/04/22
Sample Size Received: 26.4 gram
Total Batch Size: N/A
Retail Product Size: 3.3 gram
Ordered : 08/11/22
Sampled : 08/11/22
Completed: 09/09/22
Sampling Method: N/A

Sep 09, 2022 | Lifted Made

5511 95th Ave
Kenosha, WI, 53144, US

PASSED

Page 1 of 1

PRODUCT IMAGE	SAFETY RESULTS								MISC.
	 Pesticides NOT TESTED	 Heavy Metals NOT TESTED	 Microbials NOT TESTED	 Mycotoxins NOT TESTED	 Residuals Solvents NOT TESTED	 Filtration NOT TESTED	 Water Activity NOT TESTED	 Moisture NOT TESTED	 Terpenes NOT TESTED

 **Cannabinoid** **PASSED**



	CBDV	CBDA	CBGA	CBG	CBD	THCV	CBN	EXO-THC	D9-THC	D8-THC	D10-THC	CBC	THCA	D8-THCO	D9-THCO	THC-O
%	ND	ND	ND	ND	<0.01	ND	ND	ND	<0.01	1.3817	0.1451	ND	ND	ND	ND	ND
mg/g	ND	ND	ND	ND	<0.1	ND	ND	ND	<0.1	13.817	1.451	ND	ND	ND	ND	ND
LOD	0.001	0.001	0.001	0.001	0.001	0.001	0.002	0.001	0.001	0.001	0.001	0.001	0.001	0.002	0.002	0.002
%	%	%	%	%	%	%	%	%	%	%	%	%	%	%	%	%

Analyzed by: 2692 Weight: 0.2054g Extraction date: 09/08/22 14:06:12 Extracted by: 2692

Analysis Method : Expanded Measurement of Uncertainty: Flower Matrix d9-THC:12.7%, THCA: 9.5%, TOTAL THC 11.1%. These uncertainties represent an expanded uncertainty expressed at approximately the 95% confidence level using a coverage factor k=2 for a normal distribution.

Analytical Batch : KN002875POT Reviewed On : 09/09/22 10:51:41

Instrument Used : HPLC E-SHI-008 Batch Date : 09/08/22 14:04:07

Running on : N/A

Dilution : N/A

Reagent : 062422.02; 070822.R01; 063022.R02

Consumables : 294033242; n/a; 0030220

Pipette : E-GIL-010; E-EPP-081

Full spectrum cannabinoid analysis utilizing High Performance Liquid Chromatography with UV/PDA detection (HPLC-UV/PDA). (Method: SOP.T.30.031.TN for sample prep and Shimadzu High Sensitivity Method SOP.T.40.020 for analysis.). *Based on FL action limits.

This report shall not be reproduced, unless in its entirety, without written approval from Kaycha Labs. This report is a Kaycha Labs certification. The results relate only to the material or product analyzed. Test results are confidential unless explicitly waived otherwise. Void after 1 year from test end date. Cannabinoid content of batch material may vary depending on sampling error. IC=In-control QC parameter, NC=Non-controlled QC parameter, ND=Not Detected, NA=Not Analyzed, ppm=Parts Per Million, ppb=Parts Per Billion. Limit of Detection (LoD) and Limit Of Quantitation (LoQ) are terms used to describe the smallest concentration that can be reliably measured by an analytical procedure. RPD=Reproducibility of two measurements. Action Levels are State determined thresholds for human safety for consumption and/or inhalation. The result >99% are variable based on uncertainty of measurement (UM) for the analyte. The UM error is available from the lab upon request. The "Decision Rule" for the pass/fail does not include the UM. The limits are based on F.S. Rule 64-4.310.

Sue Ferguson
Lab Director
State License # n/a
ISO Accreditation # 17025:2017



Signature

09/09/22
Signed On