



CAROLINA BUCCI

FIRENZE



HOW TO: LUCKY & 1885 LINKS



CAROLINA BUCCI
FIRENZE

THE STORY

The Lucky bracelet is the jewellery design that made Carolina Bucci, the brand, a reality.

Growing up in a family that has been manufacturing fine jewellery in Florence since 1885, Carolina was always determined to carry forward the family tradition. She apprenticed as a teenager in her family's workshops and then moved to New York at 18 years old to widen her design horizons. It was there, while finishing her studies at Fashion Institute of Technology, that Carolina was inspired to create a precious friendship bracelet — a simple gold chain woven with silk, with no clasp and carrying a unique wish for its wearer.

And it was New York that was to play a key role in the launch of the Lucky bracelet. Patricia Field, the stylist for *Sex and the City*, came across this new design and chose one for Carrie Bradshaw to wear throughout the last season. Soon after that the bracelets were on the wrist of everyone from Mary-Kate and Ashley Olsen to Nicole Richie and Lindsay Lohan.

The rest, as they say, is history.

The logo for Carolina Bucci, featuring a stylized heart shape above the name 'CAROLINA' written in a blue, cursive script.

“Looking back, it was such an exciting time. I was a one-person team, fresh out of school, designing jewellery in my apartment.”

CAROLINA BUCCI

LUCKY COLLECTION

The finest jewellery is not simply precious, but emotional and personal. Inspired by friendship bracelets exchanged on the beaches of Carolina's childhood, each fine diamond-cut chain is hand-braided with silk or combinations of gold and finished with a charm.

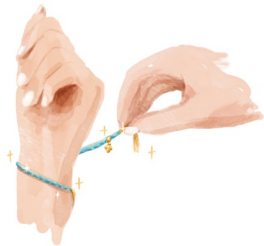
There's a reason the friendship bracelet has long been the sartorial symbol of platonic love. Colourful, characterful and one-of-a-kind, it's an apt embodiment of what true connection feels like. Bursting with freedom, spirit, colour and imagination...

Double knot, and make a wish.



HOW TO: TIE YOUR LUCKY BRACELET

1



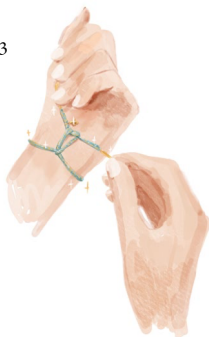
Wrap around wrist...

2



...twist and hold end under finger,
loop other end to form a knot...

3



...repeat Step 2...


4



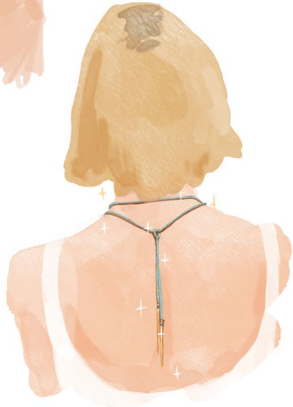
...pull to secure a tight double knot
and make a wish!

HOW TO: TIE YOUR LUCKY NECKLACE

Lucky necklaces extend the design of the bracelet —
same spirit, more versatility.



So many ways to wear
your Lucky necklace...





1885 LINKS



The 1885 collection honours Carolina's great-grandfather's workshops in Florence, and is inspired by the traditional *Rollò* link — reinterpreted with a modern, fresh and versatile twist.

Oval and Round links in Florentine Finish 18k Gold can be added to any of our Lucky bracelets, Lucky necklaces and earrings.



Single Oval Link



Single Round Link



Two Oval Links



Three Round Links



Three Oval Links



Four Oval Links



Small Round Link



Small Oval Link



Large Round Link



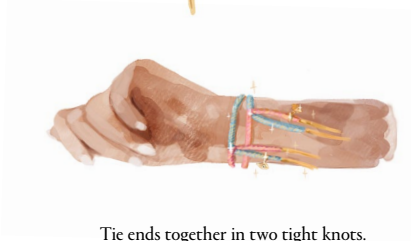
Large Oval Link

HOW TO: ADD LINKS TO YOUR LUCKY BRACELET

With two Lucky Bracelets

Double the Lucky bracelet and slide it through the link, bringing the tail ends through the loop.

Repeat with another Lucky bracelet on the other link. Pull to secure knot.



Tie ends together in two tight knots.

With a Lucky Necklace wrapped around your wrist



Front



Back


Make sure the knot is tight and firm!

HOW TO: ADD LINKS TO YOUR LUCKY NECKLACE




Feed the necklace through the link, leaving room for the neck, and continue through the link.


As a choker



With Links as a pendant



For the above knot, refer to page 16.



HOW TO: ADD LINKS TO YOUR EARRINGS



Transform classic hoops into swinging, sparkling statements.



Oval Huggie Earring
with Single Oval Link



Oval Huggie Earring
with Three Oval Links



Oval Huggie Earring
with Two Oval Links



Oval Huggie Earring
with Four Oval Links



Oval Huggy Earring
with Small Oval Link



Round Huggy Earring
with Three Round Links



Oval Huggy Earring
with Single Oval Link and Small Oval Link



Round Huggy Earring
with Small Round Link



Small Oval Hoop
with Small Oval Link



Small Round Hoop
with Large Round Link



Small Oval Hoop
with two Large Oval Links



Small Cuore Hoop
with Three Oval Links



LUCKY CHARMS



Baby Boy
Baby Boy Charm
Turquoise Silk



Baby Girl
Baby Girl Charm
Pink Silk



Kiss
"X" Charm
White Silk



Love
Heart Charm
Red Silk



Balance
Scales Charm
Denim Silk



Celebration
Balloon Charm
Vintage Silk



Money
Dollar Sign Charm
Green Silk



Passion
Swirl Charm
Burgundy Silk



Dream
Cloud Charm
Hot Pink Silk



Energy
Sun Charm
Brown Silk



Peace
Peace Sign Charm
Beige Silk



Protection
Evil Eye Charm
Sky Blue Silk



Fortune
Ladybug Charm
Dark Green Silk



Freedom
Butterfly Charm
Violet Silk



Secret
Key Charm
Black Silk



Sprezzatura
Bee Charm
CB Blue Silk



Friendship
Flower Charm
Pink Silk



Grace
Horse Charm
All Gold



Strength
Scarab Charm
Sage Silk



Neon Strength
Scarab Charm
Neon Silk



Grazie
Grazie Charm
Grey Silk



Happiness
Smiley charm
Orange Silk



SuperLucky
Four Leaf Clover Charm
Rainbow Silk



Travel
Palm Tree Charm
Yellow Silk



Health
Star Charm
Black Silk



Intuition
Owl Charm
Turquoise & Violet Silk



Virtue
Bee Charm
All Gold



Wisdom
Moon Charm
Turquoise Silk

CARE



Each Lucky bracelet and necklace is 'one size fits all' and can easily be tied to your preferred length.



We recommend tying a double knot, pulled tightly, for a secure fit. Don't forget to make a wish.



To clean your Lucky bracelet or necklace simply hand wash with a gentle detergent, rinse with clean water and pat dry. Do not machine wash, tumble dry or iron.



Try to avoid contact with perfume, cleaning products and other chemicals that may discolour your bracelet or necklace.

Please be aware the neon silk used for the Neon Lucky Bracelet with Strength charm can fade if exposed to the sun for a prolonged period of time.



Lucky bracelets and necklaces can be worn in water. Simply rinse with fresh water after swimming.



Lucky

Our Lucky pieces are delicate in nature and will become unique to the wearer over time. If worn daily, the silk will eventually deteriorate as it is a natural fiber.

We offer a refurbishment service at a fee to clients who wish to have their jewellery restored to its original condition. If you wish to have your piece refurbished or repaired, please contact our Customer Service team at customerservice@carolinabucci.com.

Florentine Finish

We are more than happy to clean your Florentine Finish 18k gold pieces at one of our stores.

They can also be cleaned at home. All you need is warm water, washing-up liquid and a soft-bristled brush. Brush gently to remove any residue from the surface of your piece — the washing-up liquid will help remove any dust or dirt. Rinse with fresh water and pat dry.

22 Motcomb Street, London, SW1X 8LB, UK
Lungarno Acciaiuoli n.82/R, 50123 Firenze, Italy
carolinabucci.com

