

SD/SN AND SS/ST SERIES MODULAR SAFE DEPOSIT BOXES



Advanced Design Offers Improved Security and Easy Installation

- Rugged aluminum construction with cabinets of rust-resistant steel
- Die cast doors engineered with continuous heavy interlocking flanges
- Optional pullout shelf for convenience (see page 4)
- Metal bond boxes are furnished in all sizes
- Glare and fade-resistant matte finish number plates
- Maintenance free finishes throughout
- Double nose, fixed lever U.L. listed locks
- Modular design allows easy stacking and bolting




Outside dimensions: 16" High, 32 $\frac{5}{8}$ " Wide, 24" Deep

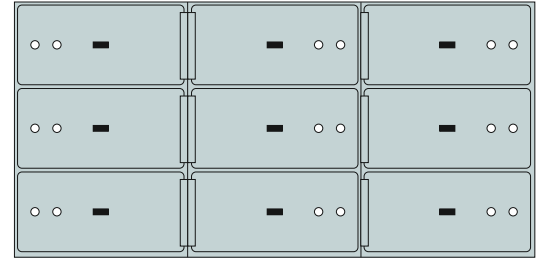
Bridgeman Modular Case Safe Deposit Boxes

Bridgeman Security Equipment, the leader in institutional security since 1972, offers the SD and SS Series, and SN and ST Series Safe Deposit Boxes.

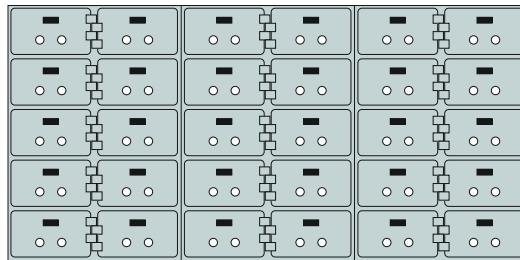
These two series of safe deposit boxes combine sturdy aluminum alloy doors and frames with cabinets of rust-resistant steel. For high security, the die-cast doors are engineered with a continuous heavy flange which interlocks with the door jamb. Both finishes offer a timeless look and are virtually maintenance-free. The modular cabinets are dimpled for a positive interlock when stacked in sections, and are designed for easy installation.



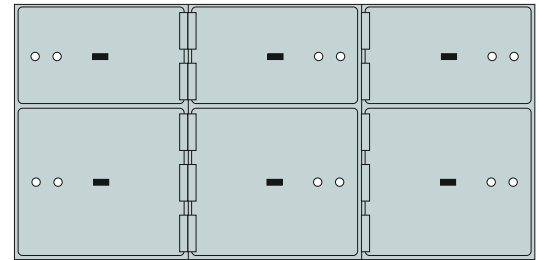
SD 42 (Wt. 270 lbs.)
42 openings ea. 2" x 5"



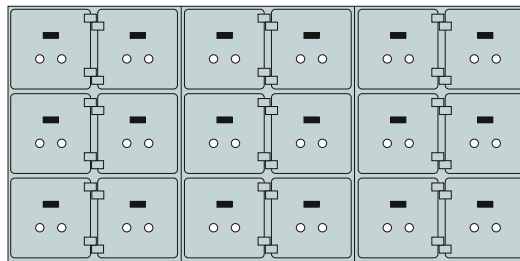
SD or SS 9A (Wt. 149 lbs.)
9 openings ea. 5" x 10"



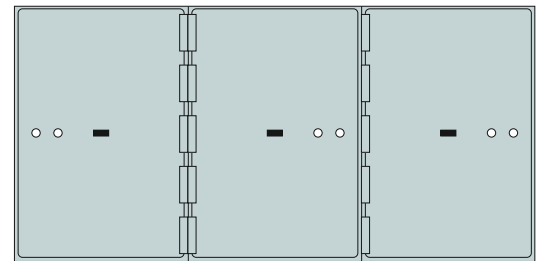
SD or SS 30 (Wt. 230 lbs.)
30 openings ea. 3" x 5"



SD or SS 6A (Wt. 132 lbs.)
3 openings ea. 5" x 10" and 3 openings ea. 10" x 10"



SD or SS 18 (Wt. 176 lbs.)
18 openings ea. 5" x 5"



SD or SS 3 (Wt. 126 lbs.)
3 openings ea. 15" x 10"



SD or SS Base (Wt. 27 lbs.)



SD or SS 15 (Wt. 180 lbs.)
15 openings ea. 3" x 10"



The SS 18 has 18 openings that are each 5" x 5"

Outside dimensions: 16" High, 10⁷/₈" Wide, 24" Deep

Choose the Right Configuration to Meet Your Security Needs

Locks

Doors are fitted with U.L. listed, double nose, fixed lever locks. The lock features an eleven lever construction (five guard, six customer) for optimal resistance against forced entry. The possibility of over one million key changes and a strict security control system are combined to avoid duplication. Locks are firmly attached to doors at four points to aid in preventing punching.

Number Plates

Glare-proof, matte finish plastic number plates are recessed into the face of each door. Plates may be easily interchanged at a later date, if the numbering sequence is changed.

Bond Boxes

Metal bond boxes are furnished in all sizes. Boxes are constructed from sheet metal and finished in a grey bonderized enamel.

Pull-out Shelf

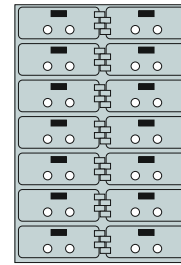
An optional pull-out shelf for the convenience in handling customers' bond boxes is available.

Key Tags

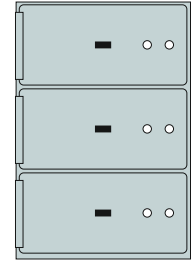
Attractive imprinted plastic tags with key rings are available at additional cost. Two customer keys are provided in sealed, numbered envelopes.

Bases

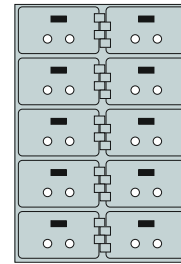
Constructed of heavy duty tubular steel and finished to match the boxes. Standard bases are 3" high.



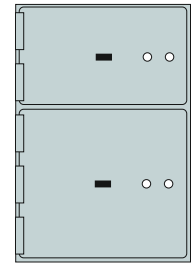
SN 14 (Wt. 92 lbs.)
14 openings ea. 2" x 5"



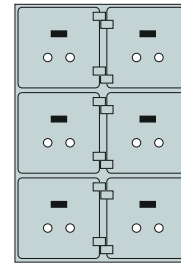
SN or ST 3A (Wt. 61 lbs.)
3 openings ea. 5" x 10"



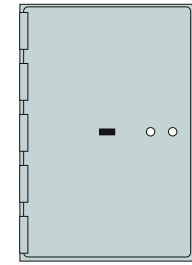
SN or ST 10 (Wt. 81 lbs.)
10 openings ea. 3" x 5"



SN or ST 2A (Wt. 55 lbs.)
1 opening ea. 5" x 10",
1 opening ea. 10" x 10"



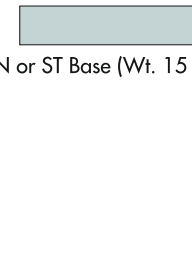
SN or ST 6 (Wt. 73 lbs.)
6 openings ea. 5" x 5"



SN or ST 1 (Wt. 53 lbs.)
1 openings ea. 15" x 10"



SN or ST 5 (Wt. 72 lbs.)
5 openings ea. 3" x 10"



SN or ST Base (Wt. 15 lbs.)

The SD 6A has 3 openings that are each 5" x 10" and 3 openings that are each 10" x 10"


SD/SN AND SS/ST SERIES MODULAR SAFE DEPOSIT BOXES




THE SS AND ST SERIES have a satin finish stainless steel plate bonded into a recess in the high pressure diecast solid aluminum door cast at 25,000 p.s.i. The outside rim of the door and the diecast aluminum frame are finished in a matte black enamel, providing a virtually maintenance-free finish.



THE SD AND SN SERIES are finished in an attractive reverse hammertone silver enamel, providing a virtually maintenance-free finish. Beige and bronze finishes are also available as options.



Optional combination locks are available.



Metal bond boxes are furnished in all sizes.



An optional pullout shelf is convenient for handling bond boxes

Distributed by:

S&M DON'T LOOK ANY FURTHER
SAFES AND MORE

SAFESandMORE.com

Text or Call: 888-717-4819
support@safesandmore.com

All specifications subject to change without notice. All cases are furnished with bond boxes, number plates and locks with keys ready for use. All dimensions indicated for the drawings are for outside measurements only.

© 2019 Bridgeman Security Equipment 2019-01-24_V01