

THE
WOODEN PLEASURE

BLUE RiBBON

Page 3
BABY AND TODDLER

Page 22
EYE AND HAND COORDINATION

Page 35
GAMES

Page 44
SENSORY MATERIAL

Page 48
LETTER AND NUMBER

Page 52
CONSTRUCTION AND VEHICLE

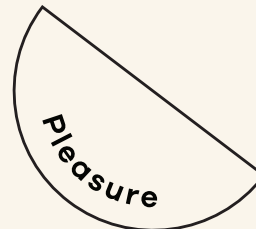
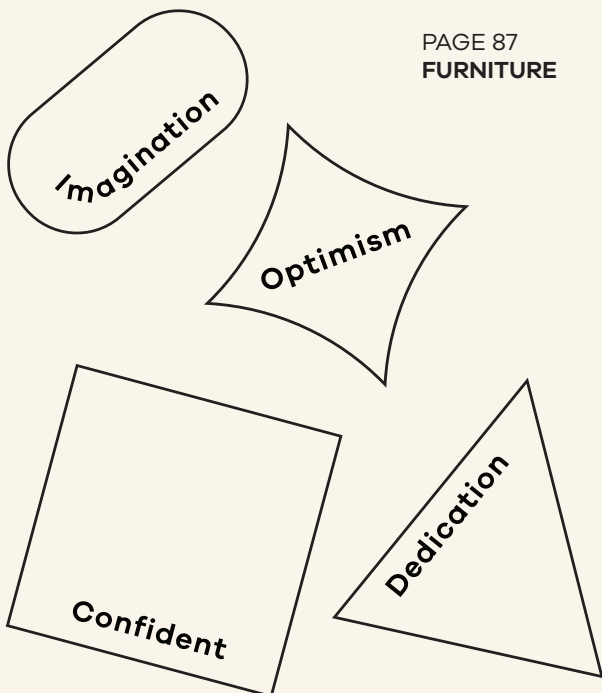
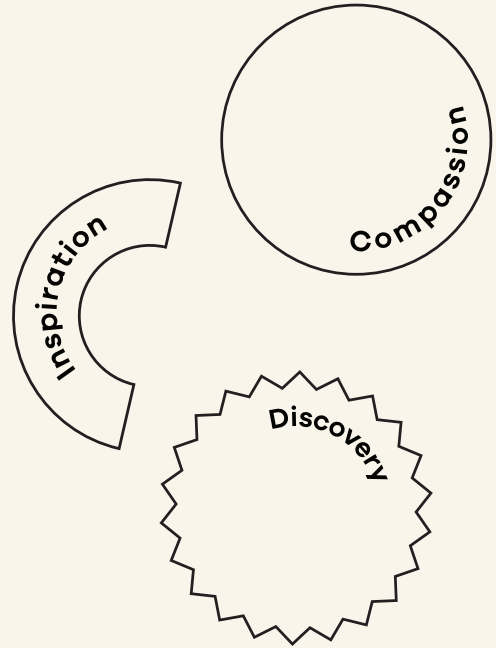
Page 64
RHYTHMIC INSTRUMENT

PAGE 66
PRETEND PLAY

PAGE 76
DOLLHOUSE

PAGE 83
GROSS MOTOR

PAGE 87
FURNITURE



Baby Items

The most important milestones for the newborns is to enhance their hand muscles and stimulate their senses. These colorful toys come in gripping sizes with moving parts providing tactile stimulations. The toys make sounds and movements which enhance the baby's sense of hearing.

Ages
0 Months+





00421

RING BEARING RATTLE

W 2 3/4" x L 2 3/4" x HT 1 1/2" (7 x 7 x 4 cm.)



00420

BALL BEARING RATTLE

W 2 3/4" x L 2 3/4" x HT 1 1/2" (7 x 7 x 4 cm.)



00422

RING CAPSULE RATTLE

W 1 3/4" x L 1 3/4" x HT 3 3/8" (4.5 x 4.5 x 8.5 cm.)



00452

HORSE SHOE RATTLE

W 2" x L 3 3/4" x HT 2 3/4" (5 x 9.5 x 7 cm.)



00423

DOUBLE-BALL RATTLE

W 1 3/4" x L 1 3/4" x HT 3 1/2" (4.5 x 4.5 x 9 cm.)



00451

CHAIN RATTLE

W 3 1/2" x L 3 1/2" x HT 3 1/4" (9 x 9 x 8 cm.)



00447

STAR MARACAS

W 2 3/4" x L 2 3/4" x HT 5/8" (7 x 7 x 1.5 cm.)



00446

ROUND MARACAS

W 2 3/4" x L 2 3/4" x HT 5/8" (7 x 7 x 1.5 cm.)



00442

TRIANGLE RING RATTLE

W 2 3/4" x L 2 3/4" x HT 1 1/2" (7 x 7 x 4 cm.)



00424

TWISTED CAPSULE RATTLE

W 1 3/4" x L 1 3/4" x HT 4" (4.5 x 4.5 x 10 cm.)



00425

LOLLIPOP RATTLE

W 1 3/4" x L 1 3/4" x HT 4" (4.5 x 4.5 x 10 cm.)



00450

WAGGLE RATTLE

W 2 3/8" x L 2 3/4" x HT 3 1/4" (6 x 7 x 8 cm.)



00449

RING ROUND RATTLE

W 3 1/4" x L 3 3/4" x HT 1 1/2" (8 x 9.5 x 4 cm.)



00448

SQUISHY RATTLE

W 3 1/4" x L 3 1/4" x HT 2 3/8" (8 x 8 x 6 cm.)

The New Rattles

Our rattle series are playful mixes of natural wood and colours. Each one has their own playful characters which makes different sounds and offers different tactile experiences. The grasping sizes are great for small hands and mouth.

Ages

0 Months+



00445

SQUARE RING RATTLE

W 2 3/4" x L 2 3/4" x HT 1 1/2" (7 x 7 x 4 cm.)



00444

ROUND RING RATTLE

W 2 3/4" x L 2 3/4" x HT 1 1/2" (7 x 7 x 4 cm.)



00443

DIAMOND RING RATTLE


W 2 3/4" x L 2 3/4" x HT 1 1/2" (7 x 7 x 4 cm.)



00426

YINYANG

W 3 1/2" x L 3 1/2" x HT 7/8" (9 x 9 x 2.2 cm.)



00161

SELF PORTRAIT RATTLE


W 4" x L 4 3/4" x HT 1" (10 x 12 x 2.2 cm.)



00453

FLOWER POT RATTLE

W 2 1/4" x L 5 3/4" x HT 2 1/4" (6 x 14.5 x 6 cm.)



00165

RAINBOW RATTLE

W 4" x L 4 3/4" x HT 1" (10 x 12 x 2.2 cm.)



00428

CATERPILLAR RATTLE

W 2 3/8" x L 5 3/4" x HT 1 3/4" (6 x 14.5 x 4.5 cm.)



00427

CACTUS RATTLE

W 2" x L 4" x HT 4 1/8" (5 x 10 x 12.5 cm.)

Jumpy Rattles

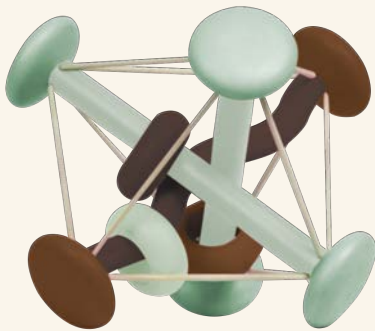
Jumpy is a playful bouncy rattle that can be deformed and return to its original shape. The baby will sense both soft and hard characteristic of an objects when clutching. The toy will make pleasing rattle sounds when it hits the ground or when shake which will stimulate the sense of hearing and capture attention. Jumpy is a perfect clutching toy for developing fine motor and gross motor skills.

Size

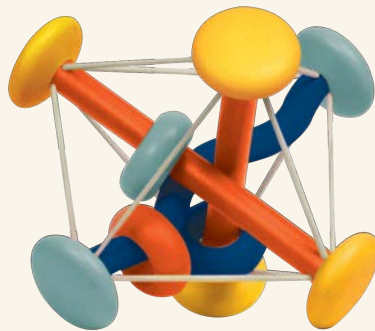
W 5 ½" x L 5 ½" x HT 4 ¾" (14 x 14 x 12 cm.)

Ages


0 Months+



00317
JUMPY RATTLE




00318
JUMPY RATTLE




00316
JUMPY RATTLE



00315
JUMPY RATTLE



00319
JUMPY RATTLE



00277
JUMPY RATTLE

Bendy Dices


This grasping rattle is constructed of bend wooden tubes and dice bead connections. The solid wood components are connected together with elastic makes the structure more soft and flexible. This baby dice provide enough weight for developing hand grip and strength, while the bounciness of the structure makes it a gentle companion for the baby. The moving rings make sound and help provoke their senses and curiosity.

Size

W 4" x L 4" x HT 4" (10 x 10 x 10 cm.)

Ages

0 Months+



00499
BLUE BABY DICE



00500
NATURAL BABY DICE



00501
ORANGE BABY DICE



00434
MYSTIC BABY GYM

Mystic Baby Gym

These forms are inspired by the organic characteristics of natural materials like pebbles, wood sticks, and sandglass. The organic forms are combined into mobiles which imitate those of different ancient cultures. Mystic baby gym has been retranslate into friendly mobiles that will enhance baby's visual tracking and coordination. The mobile can help comfort and relax baby when falling asleep and wake up.

Size

W 11 3/4" x L 21 5/8" x HT 17 1/8" (30 x 55 x 43.5 cm.)

Ages

0 Months+

Grabbers


A light weight polyhedron is constructed of wooden dowels and hidden elastic ties which makes it easy for baby to grasp and squeeze. Provoking the sense of curiosity and consequences as the baby watch the shape changes and return to its original shape. The beads slide back and forth along the dowels when shaken, producing a pleasing sound and allowing baby to explore sound. Grabber is a perfect clutching toy for developing fine motor and gross motor skills.

Size


W 4 ¾" x L 4 ¾" x HT 5 ½" (12 x 12 x 14 cm.)

Ages

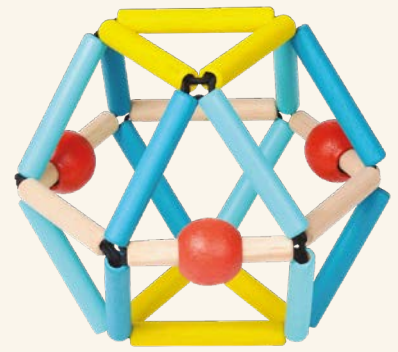
0 Months+




31331
GRABBER




00188
GRABBER




00198
GRABBER



00197
GRABBER



00189
GRABBER



00240
GRABBER



00328
BENDY RATTLE



00329
BENDY RATTLE



00327
BENDY RATTLE



00326
BENDY RATTLE



00325
BENDY RATTLE



00324
BENDY RATTLE

Bendy Rattles

Bendy is a grasping and shaking toy with twists and turns made of three interlocking overhand knots. The unique artistic shape creates continuous sense of wonders. With elastic connector, it will be deformed when clutched providing tactile stimulation. The two rings will produce a pleasing rattle sound when hitting the ground which help enhance the baby's auditory sense. Bendy is a perfect clutching toy for developing fine motor and gross motor skills.

Size

W 4 3/8" x L 4" x HT 1 3/4" (11 x 10 x 45 cm.)

Ages

0 Months+

A Frame Mobiles

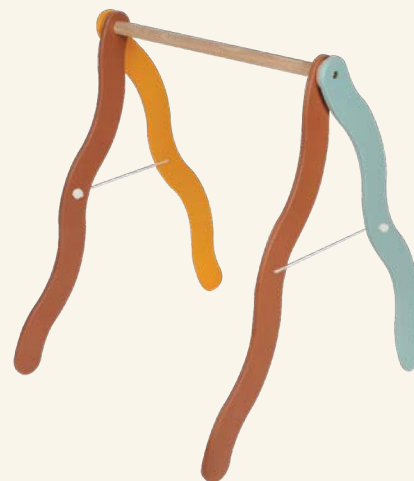
The foldable a-frame mobile hanger can be placed over any baby mattress. The wavy legs are fun graphic compliment to any mobiles. The long bar provides enough space for a fresh mobiles to help develop visual tracking and coordination.

Size

W 20 $\frac{3}{4}$ " x L 22 $\frac{1}{4}$ " x HT 22 $\frac{7}{8}$ "
(52.5 x 56.5 x 68 cm.)


Ages

0 Months+



00454

A - FRAME MOBILE HANGER



00471

CRIB BRANCH HANGER

Crib Branch Hanger

The hanger can be attached to any crib and hang every mobiles imaginable. This versatile hanger allows you to keep the nursery fresh as you can change the mobile any time. Float your baby's favourite mobile for calming visual when falling asleep or fun movements when waking up.

Size

W 4 $\frac{3}{4}$ " x L 16 $\frac{1}{8}$ " x HT 19"
(12 x 41 x 48 cm.)

Ages

0 Months+

Geo Baby Gym

This mobile is composed of pieces and geometric forms. The colourful elements offer great visual stimulation for the baby. By reaching to touch the overhead mobiles, baby will develop accuracy in grasping over time. Not only it is great decorative touches to a nursery, but the mobile is also designed to please the adults as well.

Size

W 11 $\frac{3}{4}$ " x L 21 $\frac{5}{8}$ " x HT 17 $\frac{1}{8}$ " (30 x 55 x 43.5 cm.)

Ages

0 Months+



00435

GEO BABY GYM



Shapes and Lights

These mobiles are composed of transparent acrylics pieces and geometric forms. The colourful elements offer great visual stimulation for the baby. By reaching to touch the overhead mobiles, baby will develop accuracy in grasping over time. Not only they are great decorative touches to a nursery, but the mobiles are also designed to please the adults as well.

Ages

0 Months+



00113

TETRA CONFETTI

W 9 5/8" x L 10 3/4" x HT 15 1/2" (24 x 27 x 39 cm.)



00112

DUO CONFETTI

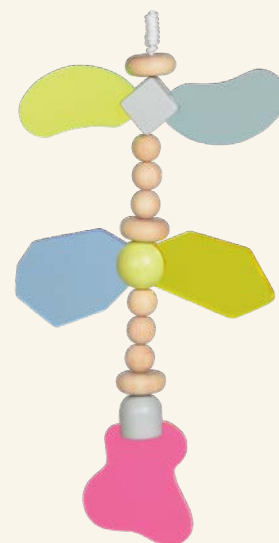
W 1 3/8" x L 10" x HT 15 1/2" (3.5 x 25.3 x 39.5 cm.)



00430

PHASES OF THE MOON

W 1 3/4" x L 7 1/8" x HT 8 1/4" (4.5 x 18 x 21 cm.)



00111

SINGULAR CONFETTI

W 1 1/4" x L 7" x HT 17 3/4" (3 x 18 x 45 cm.)

Tribal Forms

These forms are inspired by the organic characteristics of natural materials like pebbles, wood sticks, and sea glass. The organic forms are combined into mobiles which imitate those of different ancient cultures. A wishbone, a dream catcher, and other lucky charms have been translated into friendly mobiles that will enhance baby's visual tracking and coordination. The mobile can help comfort and relax baby when falling asleep and wake up.

Ages

0 Months+



00432

DREAM CATCHER

W 1 3/8" x L 7 7/8" x HT 7 1/8" (3.5 x 20 x 20 cm.)



00433

WISHBONE MOBILE


W 1 3/8" x L 4 3/8" x HT 8 1/2" (3.5 x 11 x 21.5 cm.)



00429

ELEMENTS MOBILE



W 3/4" x L 10 1/4" x HT 8 1/4" (2 x 26 x 21 cm.)



00431

LUCKY CHARM MOBILE

W 1 1/4" x L 4" x HT 7 1/8" (3 x 10 x 20 cm.)



Baby Walkers

The baby walker is truly multi-purpose toy for helping your baby learn to walk and balance to building with the wooden blocks, it is also a great puzzle when it comes to fitting the blocks back into the cart. Animal moves according to the wheel when the cart is pushed along. This is a wonderful wooden toy for toddlers and will help them become more and more stable on their little legs.

Ages
12 Months+



WT2007

WALKER WITH BLOCKS

W 16" x L 15 1/2" x HT 17 1/2" (40.5 x 39 x 44.5 cm.)



32010C

ANIMATED DOG WALKER

W 13 3/4" x L 16 1/2" x HT 17 3/4" (35 x 42 x 45 cm.)



32010B

ANIMATED CAT WALKER

W 13 3/4" x L 16 1/2" x HT 17 3/4" (35 x 42 x 45 cm.)



00455

PUPPY WALKER

W 13 3/4" x L 16 1/2" x HT 17 3/4" (35 x 42 x 45 cm.)



00456

KITTY WALKER

W 13 3/4" x L 16 1/2" x HT 17 3/4" (35 x 42 x 45 cm.)





00236

MOUSE XYLOPHONE

W 4" x L 8 1/8" x HT 7 1/8" (10 x 20.5 x 18.2 cm.)



00237

BEAR XYLOPHONE

W 4" x L 8 1/8" x HT 7 1/8" (10 x 20.5 x 18.2 cm.)



00238

SOLDIER XYLOPHONE

W 4" x L 8 1/8" x HT 8 1/2" (10 x 20.5 x 21.5 cm.)



00239

PINOCCHIO XYLOPHONE

W 4" x L 8 1/8" x HT 9 1/8" (10 x 20.5 x 23 cm.)


Pull Toys

Pull toys help boost spatial and directional skills. Toddler first learn to control their developing muscles and manipulate the direction of the toys. The animals and character are one of the earliest imaginative toys introduced to children. Pull along and find the toys animate and make sounds!

Ages

18 Months+





3105
ROOSTER

W 4 1/2" x L 6 1/2" x HT 6 1/4" (11.5 x 16.5 x 16 cm.)



3106
PUPPY

W 3 1/2" x L 7 3/4" x HT 5 1/2" (9 x 19.5 x 14 cm.)



31031
PARROT

W 4" x L 9" x HT 6 1/2" (10 x 23 x 16 cm.)



31036
CROCODILE

W 3 1/2" x L 8" x HT 4" (9 x 20.5 x 10 cm.)



3104
DUCK FAMILY

W 4 1/2" x L 13 3/4" x HT 5 1/2" (11 x 35 x 14 cm.) Ages 18 Months+



00467
ELEPHANT PUSHER

W 14" x L 20 1/4" x HT 16" (35.5 x 51.5 x 40.5 cm.)

Baby and Toddler

Push and Pull Elephant

This friendly elephant is designed to help support and guide toddlers as a baby pusher in their early walking stage. As they develop more stability, toddlers can use the string provided to pull the elephant along. The head and the ivory will nod which brings delights and charm to this friendly companion. A removable canvas basket is hidden in the middle so that toddlers can carry their favourite toys with them.

Ages
12 Months+





00118

WAVE

W 1 3/8" x L 3 3/4" x HT 4 1/4" (3.5 x 9.5 x 11 cm.)

Ages 18 Months+



00119

CURRENT

W 1 3/8" x L 3 3/4" x HT 4 1/4" (3.5 x 9.5 x 11 cm.)

Ages 18 Months+



00120

TIDE

W 1 3/8" x L 3 3/4" x HT 4 1/4" (3.5 x 9.5 x 11 cm.)

Ages 18 Months+



00122

CIRCULAR INFINITY

W 2 3/4" x L 4" x HT 7" (7 x 10 x 18 cm.)

Ages 18 Months+



00123

ANGULAR INFINITY

W 2 3/4" x L 4" x HT 7" (7 x 10 x 18 cm.)

Ages 18 Months+



00405

GEO MIX N MATCH

W 2 3/4" x L 6 5/8" x HT 1 7/8" (7 x 17 x 4.5 cm.)

Ages 18 Months+



00408

SCREW UNIT

W 3 5/8" x L 4 1/4" x HT 4 5/8" (8.5 x 10.5 x 11.5 cm.)

Ages 18 Months+



00194

CIRCLE TUMBLER

W 3 3/4" x L 5 1/2" x HT 6 3/4" (9.5 x 14 x 17 cm.)

Ages 18 Months+



34723

CIRCLE TUMBLER

W 3 3/4" x L 5 1/2" x HT 6 3/4" (9.5 x 14 x 17 cm.)

Ages 18 Months+

Shape Sorter Box

Sort the provided wooden blocks in five singular shapes and four combinations of shapes to their corresponding holes. This is a fun introduction to identifying shapes and colours.

Size

W 6 3/4" x L 6 3/4" x HT 5"
(17 x 17 x 12.5 cm.)

Ages

12 Months+



3405

SHAPE SORTER BOX



00228

SHAPE SORTER BOX



34644

SORT PINE



00193

SORT PINE

Sort Pine

Sort pine is a vertical shape sorting toy with hidden slots in between discs. This toy includes common symbols and shapes that children can learn to name and identify. The pine tree encourage children to solve a problem on their own.

Size

W 3 3/4" x L 3 3/4" x HT 6 3/4"
(9.5 x 9.5 x 17 cm.)

Ages

18 Months+

Animal Tray

Twelve various animals are fitted into their designated position on the tray. This is a fun and challenging puzzle which also provides imagination. The animal blocks can be used for story telling and naming.

Size

W 9 3/4" x L 9 3/4" x HT 1"
(25 x 25 x 2.5 cm.)

Ages

24 Months+



00208

ANIMAL TRAY



34654

ANIMAL TRAY



34007



00215



34008



00190

HOUSE TRAY PUZZLE

W 6 3/4" x L 6 3/4" x HT 2" (17 x 17 x 5 cm.) Ages 12 Months+

TRAIN TRAY PUZZLE

W 6 3/4" x L 6 3/4" x HT 2" (17 x 17 x 5 cm.) Ages 12 Months+



34614



00214



34611



00191

FLOWER TRAY PUZZLE

W 6 3/4" x L 6 3/4" x HT 2" (17 x 17 x 5 cm.) Ages 12 Months+

CAR TRAY PUZZLE


W 6 3/4" x L 6 3/4" x HT 2" (17 x 17 x 5 cm.) Ages 12 Months+



34906



00192



34009



00216

CROCODILE BLOCKS

W 6 3/4" x L 6 3/4" x HT 2" (17 x 17 x 5 cm.) Ages 18 Months+

BOAT TRAY PUZZLE

W 6 3/4" x L 6 3/4" x HT 2" (17 x 17 x 5 cm.) Ages 12 Months+



34308

BOY FIGURE PUZZLE

W 6" x L 8" x HT ½" (15 x 20.5 x 1.5 cm.)

Ages 18 Months+



34309

GIRL FIGURE PUZZLE

W 6" x L 8" x HT ½" (15 x 20.5 x 1.5 cm.)

Ages 18 Months+



34310

PEACOCK FIGURE PUZZLE

W 6" x L 8" x HT ½" (15 x 20.5 x 1.5 cm.)

Ages 18 Months+



34311

ELEPHANT FIGURE PUZZLE

W 6" x L 8" x HT ½" (15 x 20.5 x 1.5 cm.)

Ages 18 Months+



34312

RHEINDEER FIGURE PUZZLE

W 6" x L 8" x HT ½" (15 x 20.5 x 1.5 cm.)

Ages 18 Months+



34313

LION FIGURE PUZZLE

W 6" x L 8" x HT ½" (15 x 20.5 x 1.5 cm.)

Ages 18 Months+



34315

ZAFARI ANIMAL PUZZLE

W 7 ½" x L 11 ½" x HT ½" (19 x 29 x 1.2 cm.) Ages 18 Months+



34316

AMAZON ANIMAL PUZZLE

W 7 ½" x L 11 ½" x HT ½" (19 x 29 x 1.2 cm.) Ages 18 Months+



00287
KID PUZZLE

W 7 5/8" x L 11 1/8" x HT 1 1/8" (19.5 x 30 x 3 cm.)



00323
STRING KIDS FIGURE

largest piece size: W 3 1/4" x L 3 1/4" x HT 1/2" (8 x 8 x 1 cm.)



00310
STRING ALONG ANIMAL

largest piece size: W 2 3/4" x L 5 1/8" x HT 1/2" (7 x 13 x 1 cm.)



00309
ZOO PUZZLE

W 7 5/8" x L 11 1/8" x HT 1 1/8" (19.5 x 30 x 2.8 cm.)



34104
STRING ALONG FRUIT

diameter 1 3/4" x HT 2 1/2" (4.5 x 6.5 cm.)



34105
STRING ALONG VEGETABLES

diameter 1 3/4" x HT 4" (4.5 x 10 cm.)



34102
JUMBO BEADS

diameter 1 3/4" (4.5 cm.)



34635
ITALIAN FOOD



34636
AMERICAN FOOD



34637
ASIAN FOOD



34638
MEXICAN FOOD



34639
JAPANESE FOOD

Food Sorting Boards

As children start to develop their recognition to everyday's objects, it is fun to first introduces them to food through shape sorting. This classic game is great for developing eye-hand coordination, problem solving, and teaches patience.

Size
W 9 1/2" x L 9 1/2" x HT 1"
(24 x 24 x 2.5 cm.)

Ages
18 Months+




34634
SORTING BREAKFAST SET

W 9 1/2" x L 9 1/2" x HT 1" (24 x 24 x 2.5 cm.) Ages 18 Months+



34703
SORT AND CUT VEGETABLE

W 9 1/2" x L 9 1/2" x HT 1" (24 x 24 x 2.5 cm.) Ages 12 Months+



34641
CUT N SORT FOOD


W 8" x L 12" x HT 1" (20 x 30.5 x 2.5 cm.) Ages 18 Months+



3406

SORT AND PATH

W 3" x L 9" x HT 15 1/2" (7.5 x 23 x 39 cm.)



00203

SORT AND PATH


W 3" x L 9" x HT 15 1/2" (7.5 x 23 x 39 cm.)



00206

RAMP RACER

W 4" x L 15 3/4" x HT 13 1/4" (10 x 40 x 33.5 cm.)



34642

RAMP RACER

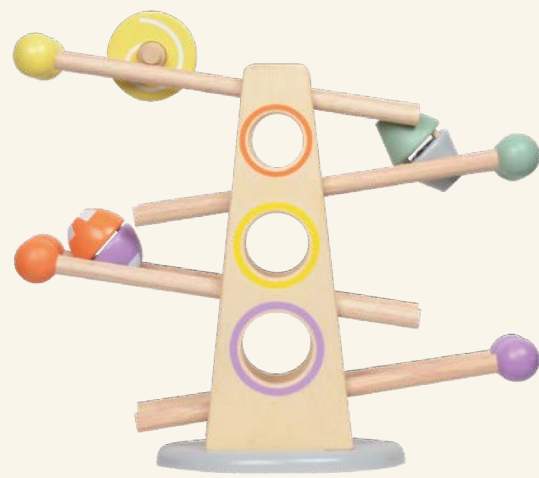
W 4" x L 15 3/4" x HT 13 1/4" (10 x 40 x 33.5 cm.)



34643

ROLLER RAMP

W 5 3/4" x L 15 3/4" x HT 13" (14.5 x 40 x 33 cm.)




00207

ROLLER RAMP

W 5 3/4" x L 15 3/4" x HT 13" (14.5 x 40 x 33 cm.)







34913

ROLLING CACTUS

W 12" x L 12" x HT 15 3/4" (30.5 x 30.5 x 40 cm.)

Path to Discovery

These path finding toys offer different levels of stimulation in hand movements and control. Children move the pieces along the given paths to discover the concept of gravity by seeing the pieces fall or slide down the rails. As the paths get more complex, children will build their patience and concentration in trying to conquer the maze. The discovery themes of these mazes help encourage imagination and promote a sense of curiosity in science and nature.

Ages
18 Months+



31211

DISCOVERY MAZE

W 5 1/2" x L 5 1/2" x HT 12" (14 x 14 x 30.5 cm.) Ages 12 Months+



00200

PLANET MAZE

W 16" x L 16" x HT 14" (40 x 40 x 35.5 cm.)



00219

CONSTELLATION MAZE

W 24" x L 24" x HT 14" (60 x 60 x 35.5 cm.)



00468

SOLAR SYSTEM MAGNETIC MAZE

W 11 3/4" x L 11 3/4" x HT 3/4" (30 x 30 x 2 cm.)



WT167

POUND AND ROLL

W 4" x L 10 3/4" x HT 6" (10 x 27 x 15 cm.)

Ages 12 Months+



3401

FLIP POWDING BENCH

W 4" x L 11 1/2" x HT 5 3/4" (10 x 31.5 x 14.5 cm.)



00462
CORICK MAGNETIC MAZE
 W 5 7/8" x L 5 7/8" x HT 3/4" (15 x 15 x 2 cm.)



00464
CELTIC MAGNETIC MAZE
 W 6 1/4" x L 7 7/8" x HT 3/4" (16 x 20 x 2 cm.)



00463
OCEAN PLAIT MAGNETIC MAZE
 W 7 7/8" x L 7 7/8" x HT 3/4" (20 x 20 x 2 cm.)

Knot Maze

Suitable for both children and adults, these mazes help practice eye and hand coordination and exercise fine motor skills. Control the captivated metal ball along the grooved paths to complete all stops and win the game. These mazes are inspired by the continuous lines of traditional decorative and fishermen knots namely, Corrick, Celtic, and Ocean Plait. The toy also help build patience and critical thinking for young minds.

Ages
 12 Months+



00401
POLKADOT



00402
CHECKER



00404
DIAMOND



00403
WAVE

Eye and Hand Coordination

W 1 3/4" x L 1 3/4" x HT 4 3/4" (4.5 x 4.5 x 12 cm.) W 1 3/4" x L 1 3/4" x HT 4 3/4" (4.5 x 4.5 x 12 cm.)

W 1 3/4" x L 1 3/4" x HT 4 3/4" (4.5 x 4.5 x 12 cm.) W 1 3/4" x L 1 3/4" x HT 4 3/4" (4.5 x 4.5 x 12 cm.)





00399
TWISTED SQUARE COLUMN
 W 2½" x L 2½" x HT 4¾" (6.5 x 6.5 x 12 cm.)



00400
CONCAVE CONVEX COLUMN
 W 2¾" x L 2¾" x HT 4¾" (6 x 6 x 12 cm.)



00312
3D SHAPE SORTER
 W 2¾" x L 11⅞" x HT 2" (7 x 30 x 5 cm.)



00313
3D SHAPE MATCHING
 W 1⅞" x L 1⅞" x HT 3½" (4.5 x 4.5 x 9 cm.)


Eye and Hand Coordination



00406
PEOPLE PEGS DOLL
 largest piece size: W 4" x L 3¾" x HT 3¾" (10 x 9 x 9 cm.)



00407
ANIMAL PEGS DOLL
 largest piece size: W 3⅞" x L 3⅞" x HT 3⅞" (9 x 9 x 9 cm.)





00369

TUMBLING TOWER

W 3" x L 3" x HT 11 1/4" (7.5 x 7.5 x 30 cm.) Ages 18 Months+



00370

TUMBLING TOWER

W 3" x L 3" x HT 11 1/4" (7.5 x 7.5 x 30 cm.) Ages 18 Months+



00252

MINI BLOCK CUBE

W 5 1/4" x L 5 1/4" x HT 5 1/4" (13x 13 x 13 cm.) Ages 18 Months+



00251

UNIT BLOCK TOWER

W 4 1/6" x L 4 1/6" x HT 12 1/2" (10.5 x 10.5 x 31.5 cm.) Ages 12 Months+



00250

UNIT BLOCK TOWER

W 4 1/6" x L 4 1/6" x HT 12 1/2" (10.5 x 10.5 x 31.5 cm.) Ages 12 Months+



00253

MINI BLOCK CUBE


W 5 1/4" x L 5 1/4" x HT 5 1/4" (13x 13 x 13 cm.) Ages 18 Months+

Game Time!

We aim to create wooden pieces that are not just fun for the children but bring the whole family together. The suit of products consists of fun yet challenging games that exercise children muscles manipulation, social skills, and bring a lot of laughter to the room. Variety of traditional (with a twist!) board games are also great for pre-schoolers to practice strategic and critical thinking. They are also visually pleasing for the adults who enjoy practicing their brains or are looking for activities to release themselves from the screens and stress.

Ages

18 Months+





34674

VEGETABLE SKITTLES

diameter of largest piece: 2 1/2" x HT 5" (6.5 x HT 13 cm.) Ages 18 Months+



38016

MAGNETIC DRAGGING MAZE

W 11" x L 12 3/4" x HT 5" (28 x 32 x 12.5 cm.) Ages 36 Months+



38011

FISHING GAME

one fish size: W 3 3/4" x L 3 3/4" x HT 1 1/4" (9.5 x 9.5 x 4.5 cm.) Ages 36 Months+



34914

FISHING GEAR

W 9 1/2" x L 14" x HT 2 3/4" (24 x 35.5 x 7 cm.) Ages 36 Months+



00278

REVOLVED TOTEM

W 3 1/4" x L 3 1/4" x HT 12 1/2" (8 x 8 x 31.5 cm.) Ages 18 Months+



00284

SLICED TOTEM

W 3 1/4" x L 3 1/4" x HT 17 1/4" (8 x 8 x 45 cm.) Ages 18 Months+





00438

PATTERN DOMINOES


W 8 5/8" x L 8 5/8" x HT 1 1/4" (22 x 22 x 4.5 cm.) Ages 36 Months+



00439

DOUBLE SIDED CHESS CHECKER

W 8 5/8" x L 8 5/8" x HT 1 1/4" (22 x 22 x 4.5 cm.) Ages 36 Months+



00440

PATTERN MEMORY


W 8 5/8" x L 8 5/8" x HT 1 1/4" (22 x 22 x 4.5 cm.) Ages 36 Months+



00441

SNAKE AND LADDER GAME

W 8 5/8" x L 8 5/8" x HT 1 1/4" (22 x 22 x 4.5 cm.) Ages 36 Months+



00437

FOUR IN A ROW

W 6 7/8" x L 8 5/8" x HT 1 1/4" (17.5 x 22 x 4.5 cm.) Ages 36 Months+



00436


BACKGAMMON GAME

W 7 7/8" x L 15 3/4" x HT 2" (20 x 40 x 5 cm.) Ages 36 Months+



Grid systems
Raster systeme


Principles of Functional Design
Two dice



00502

RED RAMMED TOWER


W 2 1/2" x L 2 1/2" x HT 8" (6 x 6 x 20 cm.)



00503

NATURAL RAMMED TOWER

W 2 1/2" x L 2 1/2" x HT 8" (6 x 6 x 20 cm.)



00505

RED TERRANE PUZZLE

W 5 3/4" x L 7 1/4" x HT 2" (14.5 x 18.5 x 5 cm.)

Terrane Puzzle

This tray puzzle is inspired by organic shapes and forms in the nature. Outline of the pieces can also be found on the bottom of the board for an easier start. After multiple games, children can try to put the free-form pieces back together into the complete rectangular shape on their own. The game is designed to be visually pleasing and enjoyable for both the children and grownup.

Ages
12 Months+



00508

RED TERRANE TILE PUZZLE


W 5 3/4" x L 7 1/4" x HT 1 1/4" (14.5 x 18.5 x 4 cm.)



00509

NATURAL TERRANE TILE PUZZLE

W 5 3/4" x L 7 1/4" x HT 1 1/4" (14.5 x 18.5 x 4 cm.)



00504

BLUE RAMMED TOWER

W 2 1/2" x L 2 1/2" x HT 8" (6 x 6 x 20 cm.)

Rammed Tower Puzzles

This puzzle is inspired by natural patterns created by rammed earth method in ancient building construction. The organic and colourful layers of the earth is not only visually appealing, but also provides a strong wall structure to the architecture. Children and adults are challenged to build the strong rammed tower by matching the layers and put them into correct orders. The gradient colors and shades give some visual cues to this game.

Ages


12 Months+



00506

NATURAL TERRANE PUZZLE

W 5 3/4" x L 7 1/4" x HT 2" (14.5 x 18.5 x 5 cm.)



00507

BLUE TERRANE PUZZLE

W 5 3/4" x L 7 1/4" x HT 2" (14.5 x 18.5 x 5 cm.)

Terrane Tile Puzzle

Another puzzle inspires by the natural tactilities of the earth. A slap of organic surface is sliced into 16 square tiles that can be played as puzzle or fun open-ended arrangements. For puzzle play, players are challenged to matched the continuous organic planes of each tile into the rectangular board. For open-ended play, children can creatively arrange the colorful tiles into different configuration on or off the table.

Ages

12 Months+



00510

BLUE TERRANE TILE PUZZLE

W 5 3/4" x L 7 1/4" x HT 1 3/4" (14.5 x 18.5 x 4 cm.)




00302
KALEIDOSCOPE

W 2 1/4" x L 2 1/2" x HT 4" (5.5 x 6.5 x 10 cm.)



00303
KALEIDOSCOPE

W 2 1/2" x L 2 1/2" x HT 4" (6 x 6 x 10 cm.)



00304
KALEIDOSCOPE

W 2 1/2" x L 2 1/2" x HT 4" (6 x 6 x 10 cm.)




34908
HEX COLOR WHEEL

W 8 1/4" x L 9 3/4" x HT 1 1/2" (21 x 25 x 4 cm.)




34907
SHAPE N COLORS

W 13 3/4" x L 5" x HT 1 1/2" (35 x 12.5 x 4 cm.)




00134
HEXAGON DISC

W 9 1/8" x L 9 1/8" x HT 2" (23 x 23 x 5 cm.)



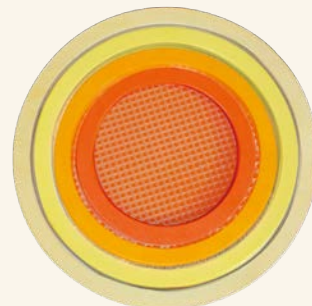
00133
TRIANGLE DISC

W 9 1/8" x L 9 1/8" x HT 2" (23 x 23 x 5 cm.)



00136
SQUARE DISC

W 9 1/8" x L 9 1/8" x HT 2" (23 x 23 x 5 cm.)



00135
CIRCLE DISC

W 9 1/8" x L 9 1/8" x HT 2" (23 x 23 x 5 cm.)



34902
FIND N FIT SHAPES
 W 2 3/4" x L 3" x HT 1/2" (7 x 7.5 x 1 cm.)




38021
TACTILE PATTERN PAIRS
 W 2 3/4" x L 2 3/4" x HT 1/2" (7 x 7 x 1 cm.)



38015
3D MEMO
 W 9 3/8" x L 11 3/8" x HT 1 1/2" (24 x 29 x 4 cm.)



34675
SHADOW BEADS
 W 5 1/2" x L 5 1/2" x HT 6 1/2" (14 x 14 x 16.5 cm.)



34922
SENSORIAL SOUNDS
 W 4 3/4" x L 9" x HT 2" (12 x 23 x 5 cm.)



34921
SENSORIAL WEIGHT
 W 6" x L 9 1/2" x HT 3 3/4" (15 x 24 x 9.5 cm.)



3432
TACTILE INSECTS
 W 5" x L 14" x HT 1 1/2" (12.5 x 35.5 x 4 cm.)



3433
TACTILE FLOWER
 W 5" x L 14" x HT 1 1/2" (12.5 x 35.5 x 4 cm.)



34919
TACTILE STUDS
 W 4" x L 4" x HT 5" (10 x 10 x 12.5 cm.)





00307
PARIS CITYSCAPE

W 2 ¼" x L 10 ⅝" x HT 7 ½" (5.5 x 27 x 19 cm.)



00306
LONDON CITYSCAPE

W 2 ¼" x L 10 ⅝" x HT 7" (5.5 x 27 x 17.5 cm.)



00308
TOKYO CITYSCAPE

W 2 ¼" x L 10 ⅝" x HT 7 ½" (5.5 x 27 x 19 cm.)



00286
NEW YORK CITYSCAPE

W 2 ¼" x L 10 ⅝" x HT 7 ½" (5.5 x 27 x 19 cm.)



00199
NOAH BALANCE

W 3 ½" x L 11" x HT 7 ½" (9 x 28 x 19 cm.)



34709
NOAH BALANCE

W 3 ½" x L 11" x HT 7 ½" (9 x 28 x 19 cm.)






34003
GIRL STACKING RING
 W 3" x L 3" x HT 5 1/2" (7.5 x 7.5 x 14 cm.)
 Ages 12 Months+



34002
BOY STACKING RING
 W 3" x L 3" x HT 5 1/2" (7.5 x 7.5 x 14 cm.)
 Ages 12 Months+



WT159
STACKING RINGS
 W 3 1/2" x L 3 1/2" x HT 8 3/4" (9 x 9 x 22 cm.)
 Ages 12 Months+



34655
COUNTING ROD
 W 2 3/4" x L 12" x HT 8 1/2" (7 x 30.5 x 21.5 cm.)



00204
COUNTING ROD
 W 2 3/4" x L 12" x HT 8 1/2" (7 x 30.5 x 21.5 cm.)


Counting Rods

The classic toys that teach children the concept of counting, numbering, and fraction. These colourful pieces also come in different themes and characters to help learning more delightful.

Ages
 24 Months+



WT137
COUNTING CLOWNS
 W 3 3/4" x L 4 3/4" x HT 11" (9.5 x 12 x 28 cm.)
 Ages 18 Months+



34670
CUBE CHAINS
 W 1 1/2" x L 13 1/2" x HT 8" (4 x 34 x 20.5 cm.)
 Ages 18 Months+



34671
BEAD CHAINS
 W 1 1/2" x L 18" x HT 4 1/2" (4 x 46 x 11.5 cm.)
 Ages 18 Months+



34307

TWELVE OF A KIND


W 7 ¼" x L 7 ¼" x HT 1 ½" (18.5 x 18.5 x 4 cm.)



34707

STACKING FRACTION

W 3 ¼" x L 3 ¼" x HT 8 ¾" (8 x 8 x 22 cm.)



34660

CIRCLE FRACTION

W 3 ¾" x L 3 ¾" x HT 1 ¼" (9.5 x 9.5 x 7 cm.)



34904

FIT A CIRCLE


W 6 ¾" x L 6 ¾" x HT 1 ¾" (17 x 17 x 5 cm.)



34721

DISC BALANCE

W 4" x L 10 ½" x HT 6 ½" (10 x 26.5 x 16.5 cm.)



34604

BALANCE SCALE

W 3 ½" x L 10" x HT 8" (9 x 25.5 x 20.5 cm.)



34502

BALANCE MAN

W 3" x L 16 ¾" x HT 5" (7.5 x 42.5 x 12.5 cm.)



34708

BALANCE BAKER

W 3 ¾" x L 11" x HT 10" (9.5 x 28 x 25.5 cm.)



34724

STRONGMAN BALANCE

W 1" x L 11 ¾" x HT 3 ¼" (2.5 x 29.5 x 8 cm.)




00158
TYPOGRAPHIC BLOCKS

unit block size: W 1 3/4" x L 1 3/4" x HT 1 3/4" (4.5 x 4.5 x 4.5 cm.)



00159
NUMERICAL CUBES

unit cube size: W 1 3/4" x L 1 3/4" x HT 1 3/4" (4.5 x 4.5 x 4.5 cm.)



36038
FRUITS & VEGETABLES COUNTING FRAME

W 13" x L 24" x HT 33 1/4" (33 x 61 x 84.5 cm.)



36025
FLOOR COUNTING FRAME

W 13" x L 24" x HT 33 1/4" (33 x 61 x 84.5 cm.)




34658
GEO NESTING

W 6 3/4" x L 6 3/4" x HT 3" (17 x 17 x 7.5 cm.)



34903
FIT A SPACE

W 6 3/4" x L 6 3/4" x HT 1 3/4" (17 x 17 x 4.5 cm.)



3439
MIX N MATCH

W 6 1/2" x L 6 1/2" x HT 1 1/2" (16.5 x 16.5 x 4 cm.)

Construction Toys

From traditional unit blocks, to line connecting cubes, to pattern building, our construction toys are versatile and have so many benefits for the children's developing skills. Building toys promote motor skills, engineering skills, and social skills. Our goal is to provide versatile tools that give children freedom to think outside the box and boost creativity.

Ages

12 Months+





WT155
FIRST BLOCKS
 W 1 3/4" x L 1 3/4" x HT 1 3/4" (4.5 x 4.5 x 4.5 cm.)
 Ages 18 Months+



35018
HOUSING BLOCKS
 W 1" x L 2" x HT 1" (2.5 x 5 x 2.5 cm.)
 Ages 18 Months+



WT172
TOWN BLOCKS
 W 1 3/4" x L 1 3/4" x HT 1 3/4" (4.5 x 4.5 x 4.5 cm.)
 Ages 36 Months+



35108
COLOR LOCK BLOCKS
 W 1 1/2" x L 5 1/2" x HT 3" (4 x 14 x 7.5 cm.)
 Ages 18 Months+




35107
HOLLOW LOCK BLOCKS
 W 1 1/2" x L 5 1/2" x HT 3" (4 x 14 x 7.5 cm.)
 Ages 18 Months+




35024
TENON BLOCK TRANSLUCENT
 W 7" x L 7" x HT 2" (18 x 18 x 5 cm.)
 Ages 18 Months+



34719
FUN CUBES
 W 7" x L 11" x HT 1 1/2" (17.5 x 28 x 4 cm.)
 Ages 18 Months+



34720
PIXEL BOARD
 W 8 3/4" x L 8 3/4" x HT 2 1/2" (21 x 21 x 6 cm.)
 Ages 36 Months+



34718
PICTURE BOARD
 W 9 1/2" x L 12" x HT 1 1/2" (24 x 30.5 x 4 cm.)
 Ages 36 Months+



3501

PYRAMID BLOCKS

W 7" x L 7" x HT 7" (18 x 18 x 18 cm.)

Ages 18 Months+



35019

PYRAMID BLOCKS

W 4 3/4" x L 4 3/4" x HT 4 3/4" (12 x 12 x 12 cm.)

Ages 18 Months+




35020

SQUARE AND TRIANGLE BLOCKS

W 8" x L 8" x HT 2" (20 x 20 x 5 cm.)

Ages 18 Months+



35027

GEO BUILD BLOCKS

W 10" x L 10" x HT 2" (25.5 x 25.5 x 5 cm.)

Ages 18 Months+



35007

3D PATTERN CUBES

W 1 3/4" x L 1 3/4" x HT 1 3/4" (4.5 x 4.5 x 4.5 cm.)

Ages 36 Months+



00160

ROOF BLOCKS PARTY

W 2 3/4" x L 4" x HT 1 1/2" (7 x 14 x 3.5 cm.)

Ages 18 Months+



35028

COMBI S33

W 12" x L 19" x HT 3" (30.5 x 48 x 7.5 cm.)

Ages 18 Months+



35029

COMBI M73

W 12" x L 19" x HT 3" (30.5 x 48 x 15 cm.)

Ages 18 Months+



35030

COMBI L154

W 14 1/4" x L 19" x HT 20" (36 x 50 x 51 cm.)

Ages 18 Months+



00322
SMALL ARCH -NATURAL
 W 1 7/8" x L 4 7/8" x HT 2 1/2" (4.6 x 12.4 x 6.2 cm.)
 Ages 18 Months+



00321
MEDIUM ARCH -NATURAL
 W 1 7/8" x L 7 1/4" x HT 3 5/8" (4.6 x 18.5 x 9 cm.)
 Ages 18 Months+



00320
LARGE ARCH -NATURAL
 W 1 7/8" x L 9 1/2" x HT 4 7/8" (4.6 x 24 x 12 cm.)
 Ages 18 Months+



00280
SMALL ARCH -BLUE
 W 1 7/8" x L 4 7/8" x HT 2 1/2" (4.6 x 12.5 x 6 cm.)
 Ages 18 Months+



00279
MEDIUM ARCH -WARM
 W 1 7/8" x L 7 1/4" x HT 3 5/8" (4.6 x 18.5 x 9 cm.)
 Ages 18 Months+



00281
LARGE ARCH -COLORFUL
 W 1 7/8" x L 9 1/2" x HT 4 7/8" (4.6 x 24 x 12 cm.)
 Ages 18 Months+



35100
SMALL SET UNIT BLOCK
 W 12" x L 19" x HT 3" (30.5 x 48 x 7.5 cm.)
 Ages 18 Months+



35101
MEDIUM SET UNIT BLOCK
 W 12" x L 19" x HT 3" (30.5 x 48 x 15 cm.)
 Ages 18 Months+



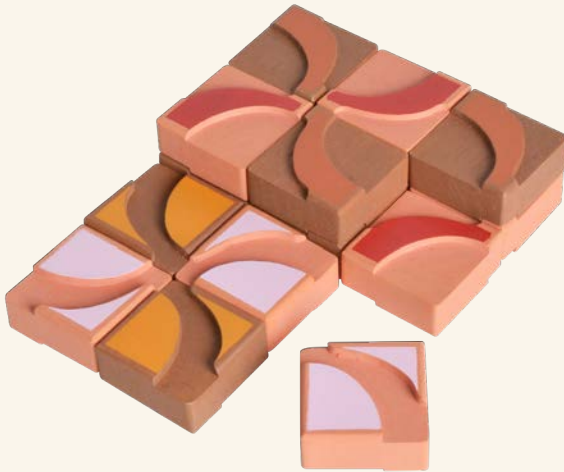

35102
LARGE SET UNIT BLOCK
 W 14 1/8" x L 19" x HT 20" (36 x 50 x 51 cm.)
 Ages 18 Months+



0051

PATTERN TILES

unit size: W 1 3/4" x L 1 3/4" x HT 3/4" (4.5 x 4.5 x 2 cm.)



00512

PATTERN TILES

unit size: W 1 3/4" x L 1 3/4" x HT 3/4" (4.5 x 4.5 x 2 cm.)

Pattern Tiles

These patterned tile set is an introduction to pattern making and repeats. The engraved graphic gives tactile quality to these tiles. Each set consists of 16 squares in two different colors with different printed on both sides. Endless patterns can be created from these tiles.

Ages

18 Months+




00513
NATURAL U BLOCKS

unit block size: W 1 1/8" x L 2 3/4" x HT 2 3/4" (3 x 7 x 7 cm.)

U Blocks

This set of construction toy consist of 12 U shape block and 18 dowels. This may look like a simple module, but you will be surprised how it can create many complex configurations. Children and adults can tirelessly enjoy building linear or tower like structures. The U blocks and dowels come in various colors which give player the opportunity to playfully style their creation.

Ages
36 Months+



00515
POP COLOR U BLOCKS

unit block size: W 1 1/8" x L 2 3/4" x HT 2 3/4" (3 x 7 x 7 cm.)



00514
SOFT COLOR U BLOCKS

unit block size: W 1 1/8" x L 2 3/4" x HT 2 3/4" (3 x 7 x 7 cm.)





35001
BUILDING BLOCK SET
 W 1" x L 2" x HT 1" (2.5 x 5 x 2.5 cm.)



35002
ORIENTAL SET
 W 1" x L 2" x HT 1" (2.5 x 5 x 2.5 cm.)



35003
ARABIAN SET
 W 1" x L 2" x HT 1" (2.5 x 5 x 2.5 cm.)



35014
ROMAN SET
 W 1" x L 2" x HT 1" (2.5 x 5 x 2.5 cm.)



35015
CASTLE SET
 W 1" x L 2" x HT 1" (2.5 x 5 x 2.5 cm.)



35016
THAI SET
 W 1" x L 2" x HT 1" (2.5 x 5 x 2.5 cm.)



34653
ANIMAL CREATION
 W 8" x L 11 3/4" x HT 2 3/4" (20 x 30 x 7 cm.) Ages 18 Months+

Construction Toy

Building Themes

Additional alternatives to conventional geometric blocks, these items are inspired by world's heritages. These detailed blocks bring children's imagination to renowned architectures as they play. Children are also encouraged to play freely and use their imagination to create unique architectures of their own.

Ages
 36 Months+





WT9988

CONSTRUCTION TRAIN

W 3 3/4" x L 17 3/4" x HT 4" (9.5 x 45 x 10 cm.) Ages 12 Months+



00195

CONSTRUCTION TRAIN

W 3 3/4" x L 17 3/4" x HT 4" (9.5 x 45 x 10 cm.) Ages 12 Months+



39059

CAR CARRIER TRUCK

W 3 1/2" x L 12" x HT 7 1/2" (9 x 30.5 x 19 cm.)



00202

CAR CARRIER TRUCK

W 3 1/2" x L 12" x HT 7 1/2" (9 x 30.5 x 19 cm.)



39058

FUN CAR

W 1 1/2" x L 3 1/2" x HT 2" (4 x 9 x 5 cm.)



00205

FUN CAR

W 1 1/2" x L 3 1/2" x HT 2" (4 x 9 x 5 cm.)

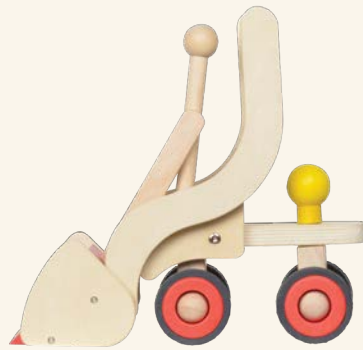




39029

DUMP TRUCK


W 5 ¼" x L 11" x HT 6 ½" (13.5 x 28 x 16.5 cm.)



39030

LOADER TRUCK

W 5 ½" x L 11" x HT 10 ¼" (14 x 28 x 26 cm.)



39032

FORK LIFT TRUCK

W 5" x L 11 ¼" x HT 8 ¾" (12.5 x 28.5 x 22 cm.)



39033

CRANE TRUCK

W 5 ¼" x L 12 ¼" x HT 7 ¾" (13.5 x 31 x 19.5 cm.)

Construction Vehicles

Construction vehicles are fun and valuable learning tools for children. Promote gross motor and fine motor skills by moving with these smooth rubber wheels and distinct living parts like real life trucks. Vehicle toys create sense of wonders and imagination, of which children will soon bring into real life observations and discovery.

Ages

36 Months+



39055

CRANE TRUCK

W 6" x L 9 ½" x HT 6 ½" (15 x 24 x 16.5 cm.)

Ages 18 Months+



39053

FIRE TRUCK

W 6" x L 9 ½" x HT 6 ½" (15 x 24 x 16.5 cm.)

Ages 18 Months+



39054

DUMP TRUCK

W 6" x L 9 ½" x HT 6 ½" (15 x 24 x 16.5 cm.)

Ages 18 Months+




39056


FRONT TRUCK

W 6" x L 9 ½" x HT 6 ½" (15 x 24 x 16.5 cm.)

Ages 18 Months+




38019
DRIVING SCREW SET
 W 3 1/2" x L 4 3/4" x HT 6" (9 x 12 x 15 cm.)
 Ages 18 Months+



3605
TOOL BOX
 W 4" x L 11 1/2" x HT 5 1/2" (10 x 29.5 x 14 cm.)
 Ages 18 Months+



36018
WORKBOX
 W 6 1/2" x L 10" x HT 5" (16.5 x 25.5 x 12.5 cm.)
 Ages 18 Months+



36026
WORK BENCH
 W 4" x L 9" x HT 5" (10 x 23 x 12.5 cm.)



WT2043
WORK BENCH
 W 10" x L 16" x HT 15" (25.5 x 41.5 x 38 cm.)



WT1051
WORK BENCH
 W 10" x L 19" x HT 30", bench top height 21"
 (25.5 x 48 x 76 cm., bench top height 53.5 cm.)



36014
WORK BENCH
 W 18" x L 19" x HT 21" (46 x 48 x 53.5 cm.)

Meet The Builder


A tool box is an essential item to a playroom. Children get to practice their fine motor skills and eye-hand coordination as well as learn to identify names of handyman tools. These friendly wooden nuts, screws, hammers, and many others help encourage children to move and fix things around the house. Allow children to explore their environment and ask questions to adults will help promote social and communication skills.

Ages
 36 Months+



3701
8 NOTES XYLOPHONE

W 6" x L 9 3/4" x HT 3 1/4" (15 x 25 x 8 cm.)



WT2035
TUBULAR BAR XYLOPHONE


W 7 1/2" x L 12" x HT 3 3/4" (19 x 30 x 9.5 cm.)



37004
WOODEN BAR XYLOPHONE

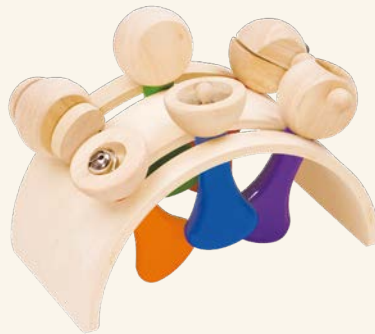
W 7 1/2" x L 12" x HT 3 1/4" (19 x 30 x 8 cm.)

Ages 12 Months+



37006
TUBULAR BAR XYLOPHONE

W 7 1/2" x L 12" x HT 3 3/4" (19 x 30 x 9.5 cm.)



37204
RHYTHM BAND SET

W 5 1/2" x L 9" x HT 3 1/2" (14 x 23 x 9 cm.)



37017
INSTRUMENT STORAGE

W 6 3/4" x L 14 1/4" x HT 7 1/4" (17 x 36 x 18.5 cm.)

Ages 18 Months+



37014
WOODEN DRUM

W 5 1/2" x L 9" x HT 3 1/2" (14 x 23 x 9 cm.)

Ages 18 Months+



37016
ROUND DRUM

W 8" x L 8" x HT 3 1/2" (20 x 20 x 9 cm.)

Ages 18 Months+



37105
PERCUSSION SET

W 6" x L 8" x HT 7 1/2" (15 x 20 x 19 cm.)



00458
RHINO SLIT DRUM
 W 5 1/2" x L 7 7/8" x HT 4 1/2" (14 x 20 x 11.5 cm.)



00457
PIGLET SLIT DRUM
 W 4 7/8" x L 7 1/8" x HT 5 1/2" (12.5 x 18 x 14 cm.)



00469
GOBLET DRUM
 W 8 1/2" x L 8 1/2" x HT 4 3/4" (21.5 x 21.5 x 12 cm.)



00465
RANAD 7 NOTE XYLOPHONE
 W 8 1/2" x L 13 3/4" x HT 5 7/8" (21.5 x 35 x 15 cm.)



00466
PONGLONG-FLOATING XYLOPHONE
 W 7 1/8" x L 9 1/4" x HT 8 5/8" (18 x 23.5 x 22 cm.)



00459
FRUIT SHAKERS
 W 2 3/8" x L 2 3/8" x HT 4 1/4" (6 x 6 x 11 cm.)

Primitive Sounds

These instruments are inspired by those of ancient tribes which were typically made of natural materials in primitive forms. These musical toys encourage children to explore and develop the sense of rhythm and differentiate sounds. Children get to express themselves in variety of actions, allowing them to practice their hand muscles as well as coordination skills.

Ages
 36 Months+



00460
CLASP WRIST
 W 5 3/8" x L 5 7/8" x HT 1 3/8" (13.5 x 15 x 3.5 cm.)



00461
BALL WRIST
 W 6 1/8" x L 5 7/8" x HT 1 3/4" (15.5 x 15 x 4.5 cm.)



50016
REFRIGERATOR

W 13 1/4" x L 17" x HT 34" (33.5 x 43 x 86 cm.)



50017
STOVE

W 13 1/4" x L 17" x HT 26" (33.5 x 43 x 66 cm.)



50018
WASHING MACHINE

W 13 1/4" x L 17" x HT 26" (33.5 x 43 x 66 cm.)



50019
SINK

W 13 1/4" x L 17" x HT 29 1/2" (33.5 x 43 x 75 cm.)



50020
DISHWASHER

W 13 1/4" x L 17" x HT 26" (33.5 x 43 x 66 cm.)



50021
MICROWAVE

W 11 1/4" x L 16" x HT 9 3/4" (28.5 x 40.5 x 25 cm.)



50030
COMBO KITCHEN

W 13 1/4" x L 34 1/2" x HT 26" (33.5 x 87.5 x 66 cm.)

Pretend Play

In The Kitchen

Cooking is another form of creativity, science, and critical thinking. Watching grownups in the kitchen is a great start, but allowing children to have freedom to be the chef in their own kitchen is very valuable. These kitchen units give children the opportunity to be creative, build confidence and learn new skills and terms.

Ages
36 Months+



50005
REFRIGERATOR

W 12 1/2" x L 16 3/4" x HT 30 1/2" (32 x 42.5 x 77.5 cm.)



50006
SINK UNIT

W 12 1/2" x L 16 1/2" x HT 24 3/4" (32 x 42 x 63 cm.)



50007
COOKING UNIT

W 12 1/2" x L 16 1/2" x HT 39" (32 x 42 x 99 cm.)



50008
WASHING UNIT

W 12 1/2" x L 16 1/2" x HT 24 3/4" (32 x 42 x 63 cm.)



50010
KITCHEN CENTER

W 17 3/4" x L 17 3/4" x HT 39" (45 x 45 x 99 cm.)



36200
COOKWARE SET

W 7 1/4" x L 7 1/4" x HT 4 1/4" (18.5 x 18.5 x 11 cm.)



36205
VEGETABLES CRATE

W 5 1/4" x L 9 1/2" x HT 3 1/2" (13.5 x 24.5 x 9 cm.)

Ages 18 Months+



36206
FRUITS CRATE

W 5 1/4" x L 9 1/2" x HT 3 1/2" (13.5 x 24.5 x 9 cm.)

Ages 18 Months+



36210
DELI CRATE

W 5 1/4" x L 9 1/2" x HT 3 1/2" (13.5 x 24.5 x 9 cm.)

Ages 18 Months+



36208
BAKERY CRATE

W 3 3/4" x L 8 1/4" x HT 10 1/4" (9.5 x 21 x 26 cm.)

Ages 18 Months+



36207
MEAT AND FISH CRATE

W 3 3/4" x L 8 1/4" x HT 10 1/4" (9.5 x 21 x 26 cm.)

Ages 18 Months+



36209
GROCERY CRATE

W 3 3/4" x L 8 1/4" x HT 10 1/4" (9.5 x 21 x 26 cm.)

Ages 18 Months+



34640
CUT FOOD CRATE

W 6 1/2" x L 11 3/4" x HT 4 1/4" (16.5 x 30 x 11 cm.)

Ages 18 Months+



36201
VEGETABLES PLAY SET

W 1 3/4" x L 3" x HT 6 3/4" (4.5 x 8 x 17 cm.)

Ages 18 Months+



36202
FRUIT PLAY SET

W 1 3/4" x L 3" x HT 6 3/4" (4.5 x 8 x 17 cm.)

Ages 18 Months+



36006
MINI KITCHEN
 W 5 1/2" x L 7 1/4" x HT 11" (14 x 18.5 x 28 cm.)



36012
TEA TIME
 W 8 1/4" x L 13" x HT 3" (21 x 33 x 7.5 cm.)



36013
COOKING GADGET
 W 7" x L 9" x HT 13 1/4" (18 x 23 x 35 cm.)



50043
ASIAN COOKING
 W 8" x L 12" x HT 5" (20 x 30.5 x 12.5 cm.)



50044
JAPANESE COOKING
 W 8" x L 12" x HT 5" (20 x 30.5 x 12.5 cm.)



50045
ITALIAN COOKING
 W 8" x L 12" x HT 5" (20 x 30.5 x 12.5 cm.)

Food of The World

As children are old enough to try different types of food, it is fun for them to identify those food in their role-play kitchen. These toy are so scrumptious that they will provoke children's imagination. Watch the children become a chef, a grocery store owner, or a home maker through these wooden role-play pieces.

Ages
 36 Months+



50046
AMERICAN COOKING
 W 8" x L 12" x HT 5" (20 x 30.5 x 12.5 cm.)



50047
MEXICAN COOKING
 W 8" x L 12" x HT 5" (20 x 30.5 x 12.5 cm.)



39070
WEIGHT SCALE

W 5 3/4" x L 5 3/4" x HT 8 1/2" (14.5 x 14.5 x 21.5 cm.)



39071
TOASTER

W 5 1/4" x L 7 3/4" x HT 4 3/4" (13.5 x 19.5 x 12 cm.)



39072
CASH REGISTER

W 7 3/4" x L 8 1/2" x HT 5" (19.5 x 21.5 x 12.5 cm.)



50052
BBQ CART

W 15 1/2" x L 24" x HT 24 3/4" (39 x 61 x 63 cm.)



50053
SHOPPING CART

W 14" x L 24" x HT 19" (35.5 x 61 x 48 cm.)



36204
FOOD SET

W 2 3/4" x L 2 3/4" x HT 4 1/4" (7 x 7 x 11 cm.)

Ages 18 Months+



50040
TABLE TOP KITCHENETTE

W 8" x L 9 1/2" x HT 16 1/4" (20.5 x 24 x 41 cm.)



36007
MINI REFRIGERATOR

W 5 1/2" x L 6" x HT 10" (14 x 15 x 25.5 cm.)



36011
DINING TABLE

W 8" x L 11" x HT 4" (20.5 x 28 x 10 cm.)





00378
OUR HOUSE

W 8 1/4" x L 11" x HT 6" (21 x 29.5 x 15 cm.)



00383
HARDWARE STORE

W 8 1/4" x L 11" x HT 6" (21 x 29.5 x 15 cm.)



00382
ICE CREAM SHOP

W 8 1/4" x L 11" x HT 6" (21 x 29.5 x 15 cm.)



00384
TRIKE

W 19 1/4" x L 31 1/4" x HT 19 1/4" (50 x 80.5 x 49 cm.)



32151
ICE CREAM TRUCK

W 5 1/4" x L 9 1/2" x HT 6 1/2" (13 x 24 x 16.5 cm.)



32152
COFFEE TRUCK

W 5 1/4" x L 9 1/2" x HT 6 1/2" (13 x 24 x 16.5 cm.)



00379
GARDEN SHOP

W 8 ¼" x L 11" x HT 6" (21 x 29.5 x 15.2 cm.)



00380
COUNTRY PICNIC

W 8 ¼" x L 11" x HT 6" (21 x 29.5 x 15.2 cm.)



00377
RUSTIC RESTAURANT

W 8 ¼" x L 11" x HT 6" (21 x 29.5 x 15 cm.)



00381
FARMER'S MARKET

W 8 ¼" x L 11" x HT 6" (21 x 29.5 x 15 cm.)



32149
BAKERY TRUCK

W 5 ¼" x L 9 ½" x HT 6 ½" (13 x 24 x 16.5 cm.)



32150
PIZZA TRUCK

W 5 ¼" x L 9 ½" x HT 6 ½" (13 x 24 x 16.5 cm.)



Dramatic Play Set

Discover our new series of imaginative toys that come in compact wooden crates. Each theme mimics items that children will encounter in their everyday lives, of which they can identify and name. The crates can be stored and transport in front of the delivery trike.

Ages
36 Months+



MENU
Soup of The Day



P

S



00174
MID CENTURY MODERN DOLLHOUSE
 W 12 ¼" x L 18 7/8" x HT 11 5/8" (31 x 48 x 29.5 cm.)



00176
SCANDINAVIAN DOLLHOUSE
 W 15" x L 15" x HT 24" (38 x 38 x 61 cm.)



00175
SMART LIVING DOLLHOUSE
 W 15" x L 15" x HT 23 1/8" (38 x 38 x 59 cm.)



00181
CASA DOLLHOUSE
 W 12 ¾" x L 19" x HT 11 5/8" (32.5 x 48 x 29.5 cm.)


Modernist Dollhouses

Find dollhouses inspired by modern and contemporary style architectures. The dolls and interior will transport children to the world of Scandinavian design, Japanese modest lifestyle, colorful Mexican villa, and Retro Palm Spring way of living. They are not only fun for the children to play but also fun additions to grownup space as well.

Ages

36 Months+






00385

CRESCENT DOLLHOUSE

W 9 1/2" x L 10 3/8" x HT 19 1/8" (24 x 26.5 x 48.5 cm.)



00386

GABLE DOLLHOUSE

W 9 1/2" x L 10 3/8" x HT 19 1/8" (24 x 26.5 x 48.5 cm.)

Build Your Own

Our new gable and crescent dollhouses come in loose units that can be arranged according to the space and child's imagination. The dollhouses in abstract and vivid design are meant to be for open-ended play. Furniture and doll family of four are provided in each house and they can be played together as big housing compound.

Ages
36 Months+



Classic Dollhouse

Our beloved classic dollhouses in primary colours and country style help foster creativity and imagination. The houses come fully furnished and with doll family of six. Children will learn to mimic the relief roles through these characters, which help develop social skills and boost imagination. More accessories and dolls can be added to the house for extensive storytelling time.

Ages
36 Months+



WT144

DOLL FAMILY OF SIX

doll height 4 1/2" (12 cm.)



39005

MULTI LEVEL DOLLHOUSE

W 12" x L 24" x HT 28" (30 x 61 x 71 cm.)



39006

COUNTRY DOLLHOUSE

W 20" x L 21" x HT 25" (51 x 53.5 x 63.5 cm.)



WT507

DINING ACCESSORIES

W 12" x L 24" x HT 28" (30 x 61 x 71 cm.)



WT508

LIVING ROOM ACCESSORIES

W 12" x L 24" x HT 28" (30 x 61 x 71 cm.)



39028
STATION WAGON

W 4 3/4" x L 12 1/2" x HT 6 1/2" (12 x 32 x 16.5 cm.)

Occupations

Children learn about different occupations and places they will soon encounter in real life. Firefighter, policemen, teachers, and doctors are provided with the workplace or vehicle formats. These role-play toys do not only provoke imagination but also encourage practice of empathy when children act out real-life scenarios.

Ages
36 Months+



39048
FIRE STATION

W 11 3/4" x L 15 1/2" x HT 19" (30 x 39 x 48 cm.)



39050
HOSPITAL

W 11 3/4" x L 15 1/2" x HT 19" (30 x 39 x 48 cm.)



39027
FIRE TRUCK

W 4 3/4" x L 14" x HT 7" (12 x 35.5 x 17.5 cm.)



39025
AMBULANCE

W 4 3/4" x L 9 3/4" x HT 6" (12 x 24.5 x 15 cm.)



39051
SCHOOL

W 11 ¼" x L 15 ½" x HT 19" (30 x 39 x 48 cm.)



39049
POLICE STATION

W 11 ¼" x L 15 ½" x HT 19" (30 x 39 x 48 cm.)



39024
SCHOOL BUS

W 4 ¾" x L 14" x HT 6 ¼" (12 x 35.5 x 16 cm.)



39026
POLICE CAR

W 4 ¾" x L 9 ¾" x HT 6" (12 x 24.5 x 15 cm.)




00283
SCHOOL BUS

W 6" x L 9 ½" x HT 6 ¾" (15 x 24 x 16 cm.) Ages 18 Months+



00282
POLICE CAR

W 6" x L 9 ½" x HT 6 ¾" (15 x 24 x 16 cm.) Ages 18 Months+




40005
SENSITIVITY STEPPING STONES
 W 10 ¼" x L 11 ¾" (26 x 30 cm.)



40010
FEEL AND TELL PATTERN TILES
 small tile diameter 4 ½", large tile diameter 11 ½"
 (small tile diameter 11 cm., large tile diameter 29 cm.)




40011
FEEL AND TELL SHAPE TILES
 small tile diameter 4 ½", large tile diameter 11 ½"
 (small tile diameter 11 cm., large tile diameter 29 cm.)



40013
LOOP BALANCE BOARD
 W 11 ½" x L 18 ½" x HT 2" (29 x 47 x 5 cm.)



40014
SPIRAL BALANCE BOARD
 W 11 ½" x L 18 ½" x HT 2" (29 x 47 x 5 cm.)



40015
ZIG-ZAG BALANCE BOARD
 W 11 ½" x L 18 ½" x HT 2" (29 x 47 x 5 cm.)



40004
BALANCE BASE
 W 11 ½" x L 20" x HT 4" (29 x 51 x 10 cm.)

Senses and Moves

Discover the range of toys that combines gross motors and sensory play together. Children will learn to find balance, develop the sense of tactility, and practice their gross motor skills through their body movements. From balancing to matching tiles, these simple toys allow adults to give guidance and incorporate activities to add more learning benefits into the play time. It is also encouraged that children set their own rules and build their own games with friends to develop social and planing skills.

Ages
 36 Months+



00201

KIDS RIDING HORSE


W 12" x L 26 3/4" x HT 18 1/2" (30.5 x 68 x 47 cm.) Ages 18 Months+



32041

KIDS RIDING HORSE

W 12" x L 26 3/4" x HT 18 1/2" (30.5 x 68 x 47 cm.) Ages 18 Months+



00183

SCOO-TRIKE

W 12" x L 20" x HT 12 1/2" (30.5 x 51 x 32 cm.)
saddle height 10" (saddle height 25 cm.) Ages 18 Months+



00182

MOTO-BIKE

W 12" x L 32 1/2" x HT 18 1/4" (30.5 x 83 x 46 cm.)
saddle height 14" (saddle height 35.5 cm.)



32002

TRIKE

W 12" x L 21" x HT 15 1/2" (30.5 x 53 x 39 cm.) Ages 12 Months+



00470

CHARGING BIKE

W 11 3/4" x L 32 5/6" x HT 18 3/4" (30 x 83 x 47.5 cm.)



36036

WAVY MIRROR

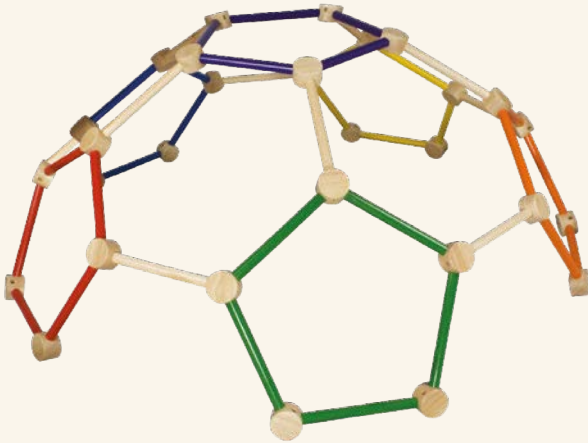
W 20" x L 34" x HT 41" (51 x 86.5 x 104 cm.)



36030

CONCAVE CONVEX MIRROR

W 20" x L 34" x HT 41" (51 x 86.5 x 104 cm.)



40043

DOME CLIMBER

W 64" x L 64" x HT 27" (162.5 x 162.5 x 68.5 cm.)



40045

CUBE CLIMBER

W 40 1/2" x L 40 1/2" x HT 40 1/2" (103 x 103 x 103 cm.)

Nowhere to go but up!

Our classic large scale indoor playground are great for classrooms and playrooms. Children do not only get to strengthen their grip and body movement, but also learn the concept of sharing and team work with others. Learning to fall safely and get back on their feet is also a big step for children as they will learn to build their manual and mental strength through practicing.

Ages

36 Months+



36033

MODULAR CLIMBING CUBES

cube size: W 37" x L 37" x HT 27 1/2" (94 x 94 x 70 cm.)



40044
KIDS SLIDE

W 17 3/4" x L 43" x HT 25 1/4" (45 x 109 x 64 cm.) Ages 24 Months+



40030
TODDLER GYM

W 43" x L 69" x HT 48" (109 x 175 x 123 cm.)



40001
HONEYCOMB GYM

W 43 1/2" x L 113" x HT 47 1/2" (110.5 x 287 x 120.5 cm.)



40017
HEX PLAY CENTER

W 35 1/2" x L 75" x HT 39" (87.5 x 190.5 x 99 cm.)



00196

SMALL DESK AND CHAIR WITH PAPER ROLL

table W 18" x L 22" (45.5 x 56 cm.) table top height 20" (51 cm.)

chair seat height 12" (30.5 cm.) Ages 24 Months+



32100

SMALL DESK AND CHAIR WITH PAPER ROLL

table W 18" x L 22" (45.5 x 56 cm.) table top height 20" (51 cm.)

chair seat height 12" (30.5 cm.) Ages 24 Months+



32102

TABLE AND CHAIRS

table W 20" x L 28" (51 x 71 cm.) table top height 20" (51 cm.)

chair seat height 12" (30.5 cm.) Ages 24 Months+



32101

DRAWING DESK AND CHAIR

table W 18" x L 22" (45.5 x 56 cm.) table top height 20" (51 cm.)

chair seat height 12" (30.5 cm.) Ages 24 Months+



32001

STACKING CHAIR

seat height 12", backrest height 18 1/2"

(seat height 30.5 cm. , backrest height 47 cm.)



32302

STACKY V2

W 15 1/4" x L 18 1/2" x HT 20", seat height 12"

(38.5 x 47 x 51 cm. , seat height 30.5 cm.)



32304

SQUARE TABLE

W 23 1/2" x L 23 1/2" x HT 20" (59.5 x 59.5 x 51 cm.)



32308

SQUARE WAVY TABLE

W 23 1/2" x L 23 1/2" x HT 20" (59.5 x 59.5 x 51 cm.)



32305

RECTANGLE TABLE

W 23 1/2" x L 32" x HT 20" (59.5 x 81 x 51 cm.)



32309

PARALLEL WAVY TABLE

W 23 1/2" x L 23 1/2" x HT 20" (59.5 x 59.5 x 51 cm.)



32306

ROUND TABLE

W 23 1/2" x L 23 1/2" x HT 20" (59.5 x 59.5 x 51 cm.)



32109

BENCH TOY BOX

W 19" x L 23" seat height 12" (48 x 58 seat height 30.5 cm.)



00148
EMOJI STOOL
 W 17" x L 17" x HT 12 1/4" (43 x 43 x 30.5 cm.)




00152
EMOJI CHAIR
 W 15 3/8" x L 15 3/8" x HT 21 5/8" seat height 12"
 (39 x 39 x 55 seat height 30 cm.)



00150
EMOJI STOOL
 W 17" x L 17" x HT 12 1/4" (43 x 43 x 30.5 cm.)



00154
EMOJI CHAIR
 W 15 3/8" x L 15 3/8" x HT 21 5/8" seat height 12"
 (39 x 39 x 55 seat height 30 cm.)



00149
EMOJI STOOL
 W 17" x L 17" x HT 12 1/4" (43 x 43 x 30.5 cm.)



00153
EMOJI CHAIR
 W 15 3/8" x L 15 3/8" x HT 21 5/8" seat height 12"
 (39 x 39 x 55 seat height 30 cm.)

Emoji

This series of seating are inspired by emoji icons, the most democratic symbols used in the virtual world today. Children learn about expressions through these stools and chairs. One suggested activity is to have children identify their emotion and pick the emoji that best express it.

Ages
 18 Months+



00155
EMOJI CHAIR
 W 15 3/8" x L 15 3/8" x HT 21 5/8" seat height 12"
 (39 x 39 x 55 seat height 30 cm.)



00151
EMOJI STOOL
 W 17" x L 17" x HT 12 1/4" (43 x 43 x 30.5 cm.)





00137

YIN-YANG

W 23 ½" x L 32" HT 20" (59.5 x 81 x 51 cm.)

Yin-Yang

Yin-Yang Table is a fun table for both one person use or big group activities. The teardrop shape represents one half of a Yin-Yang sign. Combining two tables together to complete the Yin-Yang circle or combining more to create endless configurations.

Ages

36 Months+





00387

NATURAL SOLID DESK AND CHAIR

table W 18" x L 28 1/2" (45 x 72 cm.) table top HT 21" (53 cm.)

chair seat HT 11 3/4" (30 cm.)



00388

COLORED SOLID DESK AND CHAIR

table W 18" x L 28 1/2" (45 x 72 cm.) table top HT 21" (53 cm.)

chair seat HT 11 3/4" (30 cm.)



00389

NATURAL SOLID PLAY TABLE AND STOOLS

table W 31 1/2" x L 31 1/2" (80 x 80 cm.) table top HT 19 5/8" (50 cm.) chair seat HT 11 3/4" (30 cm.)



00390

COLORED SOLID PLAY TABLE AND STOOLS

table W 31 1/2" x L 31 1/2" (80 x 80 cm.) table top HT 19 5/8" (50 cm.) chair seat HT 11 3/4" (30 cm.)



00393

NATURAL PLYWOOD DESK AND CHAIR

table W 15 3/4" x L 26" (40 x 66 cm.) table top HT 24" (61 cm.)

chair seat HT 13 3/8" (34 cm.)



00394

COLORED PLYWOOD DESK AND CHAIR

table W 15 3/4" x L 26" (40 x 66 cm.) table top HT 24" (61 cm.)

chair seat HT 13 3/8" (34 cm.)



00395

NATURAL PLYWOOD PLAY TABLE AND STOOLS

table W 19 5/8" x L 29 1/2" (50 x 75 cm.) table top HT 20" (51 cm.) chair seat HT 13 1/8" (33.5 cm.)



00396

COLORED PLYWOOD PLAY TABLE AND STOOLS

table W 19 5/8" x L 29 1/2" (50 x 75 cm.) table top HT 20" (51 cm.) chair seat HT 13 1/8" (33.5 cm.)



00391

NATURAL SOLID LOUNGE CHAIR

W 16" x L 16 3/8" x HT 19 1/4" seat height 11 3/4" (40.5 x 41.5 x 49 seat height 30 cm.)



00392

COLORED SOLID LOUNGE CHAIR

W 16" x L 16 3/8" x HT 19 1/4" seat height 11 3/4" (40.5 x 41.5 x 49 seat height 30 cm.)



00397

NATURAL PLYWOOD LOUNGE CHAIR

W 14 3/8" x L 17 7/8" x HT 21 3/8" seat height 12 1/4" (36.5 x 45.5 x 54.5 seat height 31 cm.)



00398

COLORED PLYWOOD LOUNGE CHAIR

W 14 3/8" x L 17 7/8" x HT 21 3/8" seat height 12 1/4" (36.5 x 45.5 x 54.5 seat height 31 cm.)

Lounge Time

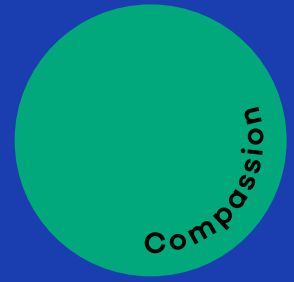


These chairs imitate grown-ups modern design lounge chairs. It can be a stand alone piece that compliments children's room or sit right next to the adults' chair in the house.

Ages

36 Months+







BLUE RIBBON MARKETING CO., LTD

68/4 Moo5 Srisathong, Nakhon Chaisri, Nakhon Pathom 73120 Thailand

+66-34 978411 blue@blueribbon-toys.com

www.blueribbon-toys.com

