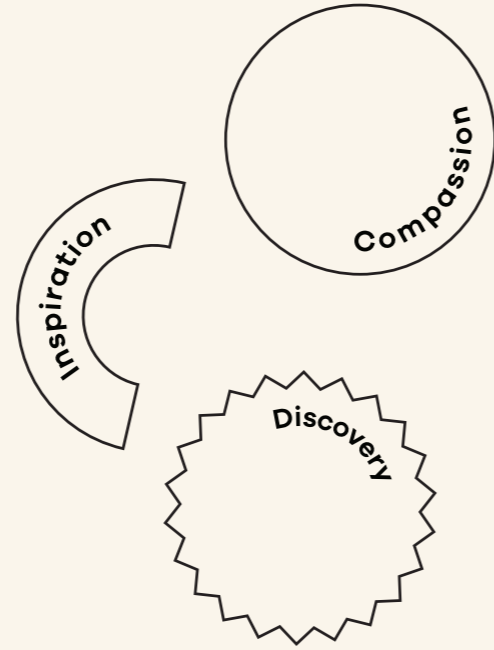


THE
WOODEN PLEASURE

BLUE RIBBON



Page 3
BABY AND TODDLER

Page 17
EYE AND HAND COORDINATION

Page 31
GAMES

Page 36
SENSORY MATERIAL

Page 43
LETTER AND NUMBER

Page 49
CONSTRUCTION AND VEHICLE

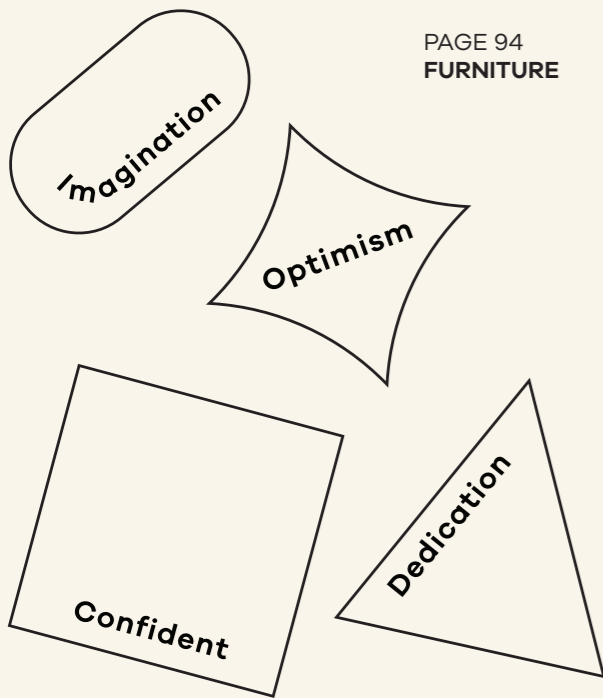
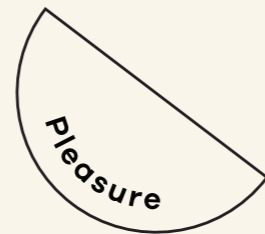
Page 64
RHYTHMATIC INSTRUMENT

PAGE 68
PRETEND PLAY

PAGE 80
DOLLHOUSE

PAGE 90
GROSS MOTOR

PAGE 94
FURNITURE



Baby Items


The most important milestones for the newborns is to enhance their hand muscles and stimulate their senses. These colorful toys come in gripping sizes with moving parts providing tactile stimulations. The toys make sounds and movements which enhance the baby's sense of hearing.

Ages
0 Months+





00421
RING BEARING RATTLE
W 2 3/4" x L 2 3/4" x HT 1 1/2" (7 x 7 x 4 cm.)



00420
BALL BEARING RATTLE
W 2 3/4" x L 2 3/4" x HT 1 1/2" (7 x 7 x 4 cm.)




00422
RING CAPSULE RATTLE
W 1 3/4" x L 1 3/4" x HT 3 3/8" (4.5 x 4.5 x 8.5 cm.)



00424
TWISTED CAPSULE RATTLE
W 1 3/4" x L 1 3/4" x HT 4" (4.5 x 4.5 x 10 cm.)



00425
LOLLIPOP RATTLE
W 1 3/4" x L 1 3/4" x HT 3 1/2" (4.5 x 4.5 x 9 cm.)



00450
WAGGLE RATTLE
W 2 3/8" x L 2 3/4" x HT 3 1/4" (6 x 7 x 8 cm.)



00452
HORSE SHOE RATTLE
W 2" x L 3 3/4" x HT 2 3/4" (5 x 9.5 x 7 cm.)



00423
DOUBLE-BALL RATTLE
W 1 3/4" x L 1 3/4" x HT 3 1/2" (4.5 x 4.5 x 9 cm.)



00451
CHAIN RATTLE
W 3 1/2" x L 3 3/2" x HT 3 1/4" (9 x 9 x 8 cm.)



00449
RING ROUND RATTLE
W 3 3/4" x L 3 3/4" x HT 1 1/2" (8 x 9.5 x 4 cm.)



00448
SQUISHY RATTLE
W 3 1/4" x L 3 1/4" x HT 2 3/8" (8 x 8 x 6 cm.)

Baby Rattles
Our rattle series are playful mixes of natural wood and colours. Each one has its own playful character which makes different sounds and offers different tactileities. The grasping sizes are great for small hands and mouth.
Ages
0 Months+




00447
STAR MARACAS
W 2 3/4" x L 2 3/4" x HT 5/8" (7 x 7 x 1.5 cm.)




00446
ROUND MARACAS
W 2 3/4" x L 2 3/4" x HT 5/8" (7 x 7 x 1.5 cm.)



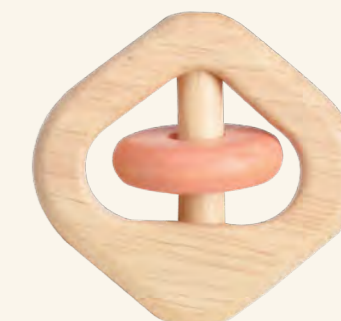
00442
TRIANGLE RING RATTLE
W 2 3/4" x L 2 3/4" x HT 1 1/2" (7 x 7 x 4 cm.)



00445
SQUARE RING RATTLE
W 2 3/4" x L 2 3/4" x HT 1 1/2" (7 x 7 x 4 cm.)



00444
ROUND RING RATTLE
W 2 3/4" x L 2 3/4" x HT 1 1/2" (7 x 7 x 4 cm.)




00443
DIAMOND RING RATTLE
W 2 3/4" x L 2 3/4" x HT 1 1/2" (7 x 7 x 4 cm.)



00426

YINYANG

W 3 1/2" x L 3 1/2" x HT 7/8" (9 x 9 x 2.2 cm.)



00161

SELF PORTRAIT RATTLE


W 4" x L 4 3/4" x HT 1" (10 x 12 x 2.2 cm.)



00453

FLOWER POT RATTLE

W 2 1/4" x L 5 1/4" x HT 2 1/4" (6 x 14.5 x 6 cm.)



00165

RAINBOW RATTLE

W 4" x L 4 3/4" x HT 1" (10 x 12 x 2.2 cm.)



00428

CATERPILLAR RATTLE

W 2 3/8" x L 5 3/4" x HT 1 3/4" (6 x 14.5 x 4.5 cm.)



00427

CACTUS RATTLE

W 2" x L 4" x HT 4 7/8" (5 x 10 x 12.5 cm.)




Grabbers


A light weight polyhedron is constructed of wooden dowels and hidden elastic ties which makes it easy for baby to grasp and squeeze. Provoking the sense of curiosity and consequences as the baby watch the shape changes and return to its original shape. The beads slide back and forth along the dowels when shaken, producing a pleasing sound and allowing baby to explore sound. Grabber is a perfect clutching toy for developing fine motor and gross motor skills.

Size
W 4 3/4" x L 4 3/4" x HT 5 1/2" (12 x 12 x 14 cm.)

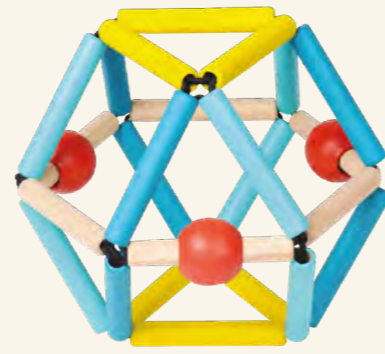
Ages
0 Months+




31331
GRABBER



00188
GRABBER




00198
GRABBER



00197
GRABBER



00189
GRABBER



00240
GRABBER



00328
BENDY RATTLE




00329
BENDY RATTLE



00327
BENDY RATTLE



00326
BENDY RATTLE



00325
BENDY RATTLE



00324
BENDY RATTLE

Bendy Rattles

Bendy is a grasping and shaking toy with twists and turns made of three interlocking overhand knots. The unique artistic shape creates continuous sense of wonders. With elastic connector, it will be deformed when clutched providing tactile stimulation. The two rings will produce a pleasing rattle sound when hitting the ground which help enhance the baby's auditory sense. Bendy is a perfect clutching toy for developing fine motor and gross motor skills.

Size
W 4 3/8" x L 4" x HT 1 3/4" (11 x 10 x 45 cm.)

Ages
0 Months+

A Frame Mobiles

The foldable a-frame mobile hanger can be placed over any baby mattress. The wavy legs are fun graphic compliment to any mobiles. The long bar provides enough space for a fresh mobiles to help develop visual tracking and coordination.

Size
W 20 3/4" x L 22 1/4" x HT 22 7/8"
(52.5 x 56.5 x 68 cm.)

Ages
0 Months+



00454


A - FRAME MOBILE HANGER

Bendy Dices

This grasping rattle is constructed of bend wooden tubes and dice bead connections. The solid wood components are connected together with elastic makes the structure more soft and flexible. This baby dice provide enough weight for developing hand grip and strength, while the bounciness of the structure makes it a gentle companion for the baby. The moving rings make sound and help provoke their senses and curiosity.

Size
W 4" x L 4" x HT 4" (10 x 10 x 10 cm.)

Ages
0 Months+



00471


CRIB BRANCH HANGER

Crib Branch Hanger

The hanger can be attached to any crib and hang every mobiles imaginable. This versatile hanger allows you to keep the nursery fresh as you can change the mobile any time. Float your baby's favourite mobile for calming visual when falling asleep or fun movements when waking up.

Size
W 4 3/4" x L 16 1/8" x HT 19"
(12 x 41 x 48 cm.)

Ages
0 Months+



00499

BLUE BABY DICE



00500

NATURAL BABY DICE



00501

ORANGE BABY DICE

Geo Baby Gym

This mobile is composed of pieces and geometric forms. The colourful elements offer great visual stimulation for the baby. By reaching to touch the overhead mobiles, baby will develop accuracy in grasping over time. Not only it is great decorative touches to a nursery, but the mobile is also designed to please the adults as well.

Size
W 11 3/4" x L 21 5/8" x HT 17 1/8" (30 x 55 x 43.5 cm.)

Ages
0 Months+



00435

GEO BABY GYM



00434

MYSTIC BABY GYM

Mystic Baby Gym

These forms are inspired by the organic characteristics of natural materials like pebbles, wood sticks, and sandglass. The organic forms are combined into mobiles which imitate those of different ancient cultures. Mystic baby gym has been retranslate into friendly mobiles that will enhance baby's visual tracking and coordination. The mobile can help comfort and relax baby when falling asleep and wake up.

Size
W 11 3/4" x L 21 5/8" x HT 17 1/8" (30 x 55 x 43.5 cm.)

Ages
0 Months+

Shapes and Lights

These mobiles are composed of transparent acrylics pieces and geometric forms. The colourful elements offer great visual stimulation for the baby. By reaching to touch the overhead mobiles, baby will develop accuracy in grasping over time. Not only they are great decorative touches to a nursery, but the mobiles are also designed to please the adults as well.

Ages
0 Months+



00113
TETRA CONFETTI
W 9 5/8" x L 10 3/4" x HT 15 1/2" (24 x 27 x 39 cm.)



00112
DUO CONFETTI
W 1 3/8" x L 10" x HT 15 1/2" (3.5 x 25.3 x 39.5 cm.)



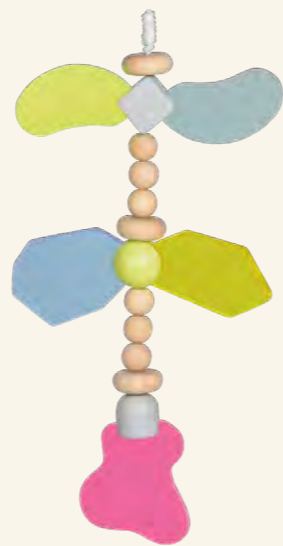
00432
DREAM CATCHER
W 1 3/8" x L 7 7/8" x HT 7 7/8" (3.5 x 20 x 20 cm.)



00433
WISHBONE MOBILE
W 1 3/8" x L 4 3/8" x HT 8 1/2" (3.5 x 11 x 21.5 cm.)




00430
PHASES OF THE MOON
W 1 3/4" x L 7 1/8" x HT 8 1/4" (4.5 x 18 x 21 cm.)



00111
SINGULAR CONFETTI
W 1 1/4" x L 7" x HT 17 3/4" (3 x 18 x 45 cm.)



00429
ELEMENTS MOBILE
W 3/4" x L 10 1/4" x HT 8 1/4" (2 x 26 x 21 cm.)



00431
LUCKY CHARM MOBILE
W 1 1/4" x L 4" x HT 7 3/8" (3 x 10 x 20 cm.)

Tribal Forms

These forms are inspired by the organic characteristics of natural materials like pebbles, wood sticks, and sea glass. The organic forms are combined into mobiles which imitate those of different ancient cultures. A wishbone, a dream catcher, and other lucky charms have been translated into friendly mobiles that will enhance baby's visual tracking and coordination. The mobile can help comfort and relax baby when falling asleep and wake up.

Ages
0 Months+

Baby Walkers

The baby walker is truly multi-purpose toy that helps your baby learn to walk and balance. As they get older, they can enjoy building with the wooden blocks, and try to fit the blocks back into the cart. Animal moves according to the wheel when the cart is pushed along. This is a wonderful wooden toy for toddlers and will help them become more and more stable on their little legs.

Ages
12 Months+



WT2007
WALKER WITH BLOCKS
W 16" x L 15 1/2" x HT 17 1/2" (40.5 x 39 x 44.5 cm.)



32010C
ANIMATED DOG WALKER
W 13 3/4" x L 16 1/2" x HT 17 3/4" (35 x 42 x 45 cm.)



32010B
ANIMATED CAT WALKER
W 13 3/4" x L 16 1/2" x HT 17 3/4" (35 x 42 x 45 cm.)



00455
PUPPY WALKER
W 13 3/4" x L 16 1/2" x HT 17 3/4" (35 x 42 x 45 cm.)



00456
KITTY WALKER
W 13 3/4" x L 16 1/2" x HT 17 3/4" (35 x 42 x 45 cm.)



00236
MOUSE XYLOPHONE
W 4" x L 8 1/8" x HT 7 1/8" (10 x 20.5 x 18.2 cm.)



00237
BEAR XYLOPHONE
W 4" x L 8 1/8" x HT 7 1/8" (10 x 20.5 x 18.2 cm.)



00238
SOLDIER XYLOPHONE
W 4" x L 8 1/8" x HT 8 1/8" (10 x 20.5 x 21.5 cm.)




00239
PINOCCHIO XYLOPHONE
W 4" x L 8 1/8" x HT 9 1/8" (10 x 20.5 x 23 cm.)

Pull Toys

Pull toys help boost spatial and directional skills. Toddler first learn to control their developing muscles and manipulate the direction of the toys. These animals and characters are one of the earliest imaginative toys introduced to children. Pull along and find the toys animate and make sounds!

Ages
18 Months+



3105
ROOSTER

W 4 1/2" x L 6 1/2" x HT 6 1/4" (11.5 x 16.5 x 16 cm.)



3106
PUPPY

W 3 1/2" x L 7 3/4" x HT 5 1/2" (9 x 19.5 x 14 cm.)




31031
PARROT

W 4" x L 9" x HT 6 1/2" (10 x 23 x 16 cm.)



31036
CROCODILE

W 3 1/2" x L 8" x HT 4" (9 x 20.5 x 10 cm.)



3104
DUCK FAMILY

W 4 1/2" x L 13 3/4" x HT 5 1/2" (11 x 35 x 14 cm.) Ages 18 Months+




00467
ELEPHANT PUSHER

W 14" x L 20 1/4" x HT 16" (35.5 x 51.5 x 40.5 cm.)

Push and Pull Elephant

This friendly elephant is designed to help support and guide toddlers as a baby pusher in their early walking stage. As they develop more stability, toddlers can use the string provided to pull the elephant along. The head and the ivory will nod which brings delights and charm to this friendly companion. A removable canvas basket is hidden in the middle so that toddlers can carry their favourite toys with them.

Ages
12 Months+



00118
WAVE

W 1 3/8" x L 3 3/4" x HT 4 1/4" (3.5 x 9.5 x 11 cm.)

Ages 18 Months+



00119
CURRENT

W 1 3/8" x L 3 3/4" x HT 4 1/4" (3.5 x 9.5 x 11 cm.)

Ages 18 Months+



00120
TIDE

W 1 3/8" x L 3 3/4" x HT 4 1/4" (3.5 x 9.5 x 11 cm.)

Ages 18 Months+



00122
CIRCULAR INFINITY

W 2 3/4" x L 4" x HT 7" (7 x 10 x 18 cm.)

Ages 18 Months+



00123
ANGULAR INFINITY

W 2 3/4" x L 4" x HT 7" (7 x 10 x 18 cm.)

Ages 18 Months+



00405
GEO MIX N MATCH

W 2 3/4" x L 6 5/8" x HT 1 1/8" (7 x 17 x 4.5 cm.)

Ages 18 Months+



00408
SCREW UNIT

W 3 3/8" x L 4 1/4" x HT 4 3/8" (8.5 x 10.5 x 11.5 cm.)

Ages 18 Months+



00194
CIRCLE TUMBLER

W 3 3/4" x L 5 1/2" x HT 6 3/4" (9.5 x 14 x 17 cm.)

Ages 18 Months+



34723
CIRCLE TUMBLER

W 3 3/4" x L 5 1/2" x HT 6 3/4" (9.5 x 14 x 17 cm.)

Ages 18 Months+

Shape Sorter Box

Sort the provided wooden blocks in five singular shapes and four combinations of shapes to their corresponding holes. This is a fun introduction to identifying shapes and colours.

Size
W 6 3/4" x L 6 3/4" x HT 5"
(17 x 17 x 12.5 cm.)

Ages
12 Months+



3405
SHAPE SORTER BOX



00228
SHAPE SORTER BOX



34644
SORT PINE



00193
SORT PINE

Sort Pine

Sort pine is a vertical shape sorting toy with hidden slots in between discs. This toy includes common symbols and shapes that children can learn to name and identify. The pine tree encourage children to solve a problem on their own.

Size
W 3 3/4" x L 3 3/4" x HT 6 3/4"
(9.5 x 9.5 x 17 cm.)

Ages
18 Months+



00208
ANIMAL TRAY



34654
ANIMAL TRAY

Animal Tray

Twelve various animals are fitted into their designated position on the tray. This is a fun and challenging puzzle which also provides imagination. The animal blocks can be used for story telling and naming.

Size
W 9 3/4" x L 9 3/4" x HT 1"
(25 x 25 x 2.5 cm.)

Ages
24 Months+



34007



00215

HOUSE TRAY PUZZLE

W 6 3/4" x L 6 3/4" x HT 2" (17 x 17 x 5 cm.)

Ages 12 Months+



34008



00190


TRAIN TRAY PUZZLE

W 6 3/4" x L 6 3/4" x HT 2" (17 x 17 x 5 cm.)

Ages 12 Months+



34614



00214

FLOWER TRAY PUZZLE

W 6 3/4" x L 6 3/4" x HT 2" (17 x 17 x 5 cm.)

Ages 12 Months+



34611



00191

CAR TRAY PUZZLE

W 6 3/4" x L 6 3/4" x HT 2" (17 x 17 x 5 cm.)

Ages 12 Months+



34906



00192

CROCODILE BLOCKS

W 6 3/4" x L 6 3/4" x HT 2" (17 x 17 x 5 cm.)

Ages 18 Months+



34009



00216

BOAT TRAY PUZZLE

W 6 3/4" x L 6 3/4" x HT 2" (17 x 17 x 5 cm.)

Ages 12 Months+




00571
ELEPHANT TRAY PUZZLE
W 6 3/4" x L 6 3/4" x HT 2" (17 x 17 x 5 cm.)
Ages 12 Months+



00572
LION TRAY PUZZLE
W 6 3/4" x L 6 3/4" x HT 2" (17 x 17 x 5 cm.)
Ages 12 Months+



34311
ELEPHANT FIGURE PUZZLE
W 6" x L 8" x HT 1/2" (15 x 20.5 x 1.5 cm.)
Ages 18 Months+



34312
RHIENDEER FIGURE PUZZLE
W 6" x L 8" x HT 1/2" (15 x 20.5 x 1.5 cm.)
Ages 18 Months+



34310
PEACOCK FIGURE PUZZLE
W 6" x L 8" x HT 1/2" (15 x 20.5 x 1.5 cm.)
Ages 18 Months+



00573
RHIENDEER TRAY PUZZLE
W 6 3/4" x L 6 3/4" x HT 2" (17 x 17 x 5 cm.)
Ages 12 Months+



00574
PEACOCK TRAY PUZZLE
W 6 3/4" x L 6 3/4" x HT 2" (17 x 17 x 5 cm.)
Ages 12 Months+



34313
LION FIGURE PUZZLE
W 6" x L 8" x HT 1/2" (15 x 20.5 x 1.5 cm.)
Ages 18 Months+



34308
BOY FIGURE PUZZLE
W 6" x L 8" x HT 1/2" (15 x 20.5 x 1.5 cm.)
Ages 18 Months+



34309
GIRL FIGURE PUZZLE
W 6" x L 8" x HT 1/2" (15 x 20.5 x 1.5 cm.)
Ages 18 Months+



00575
BOY TRAY PUZZLE
W 6 3/4" x L 6 3/4" x HT 2" (17 x 17 x 5 cm.)
Ages 12 Months+



00576
GIRL TRAY PUZZLE
W 6 3/4" x L 6 3/4" x HT 2" (17 x 17 x 5 cm.)
Ages 12 Months+



34315
ZAFARI ANIMAL PUZZLE
W 7 1/2" x L 11 1/2" x HT 1/2" (19 x 29 x 1.2 cm.)
Ages 18 Months+



34316
AMAZON ANIMAL PUZZLE
W 7 1/2" x L 11 1/2" x HT 1/2" (19 x 29 x 1.2 cm.)
Ages 18 Months+



00287

KID PUZZLE

W 7 5/8" x L 11 7/8" x HT 1 1/8" (19.5 x 30 x 3 cm.)

Ages 18 Months+



00323

STRING KIDS FIGURE

largest piece size: W 3 1/4" x L 3 3/4" x HT 1/2" (8 x 8 x 1 cm.)

Ages 18 Months+



34635

ITALIAN FOOD



34636

AMERICAN FOOD



34637

ASIAN FOOD



00310

STRING ALONG ANIMAL

largest piece size: W 2 3/4" x L 5 1/8" x HT 1/2" (7 x 13 x 1 cm.)

Ages 18 Months+



00309

ZOO PUZZLE

W 7 5/8" x L 11 7/8" x HT 1 1/8" (19.5 x 30 x 2.8 cm.)

Ages 18 Months+



34638

MEXICAN FOOD



34639

JAPANESE FOOD

Food Sorting Boards

As children start to develop their recognition to everyday's objects, it is fun to first introduces them to food through shape sorting. This classic game is great for developing eye-hand coordination, problem solving, and teaches patience.

Size
W 9 1/2" x L 9 1/2" x HT 1" (24 x 24 x 2.5 cm.)

Ages
18 Months+



34104

STRING ALONG FRUIT

diameter 1 3/4" x HT 2 1/2" (4.5 x 6.5 cm.)

Ages 18 Months+



34105

STRING ALONG VEGETABLES

diameter 1 3/4" x HT 4" (4.5 x 10 cm.)

Ages 18 Months+



34102

JUMBO BEADS

diameter 1 3/4" (4.5 cm.)

Ages 18 Months+



34634

SORTING BREAKFAST SET

W 9 1/2" x L 9 1/2" x HT 1" (24 x 24 x 2.5 cm.)

Ages 18 Months+



34703

SORT AND CUT VEGETABLE

W 9 1/2" x L 9 1/2" x HT 1" (24 x 24 x 2.5 cm.)

Ages 12 Months+



34641

CUT N SORT FOOD

W 8" x L 12" x HT 1" (20 x 30.5 x 2.5 cm.)

Ages 18 Months+




3406

SORT AND PATH

W 3" x L 9" x HT 15 1/2" (7.5 x 23 x 39 cm.)

Ages 18 Months+



00203

SORT AND PATH

W 3" x L 9" x HT 15 1/2" (7.5 x 23 x 39 cm.)

Ages 18 Months+



00206

RAMP RACER

W 4" x L 15 3/4" x HT 13 1/4" (10 x 40 x 33.5 cm.)

Ages 18 Months+




34642

RAMP RACER

W 4" x L 15 3/4" x HT 13 1/4" (10 x 40 x 33.5 cm.)

Ages 18 Months+

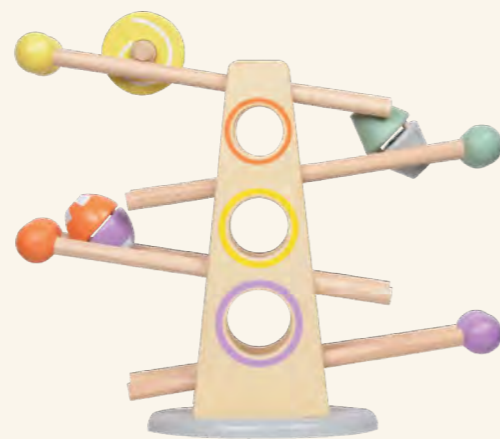


34643

ROLLER RAMP

W 5 3/4" x L 15 3/4" x HT 13" (14.5 x 40 x 33 cm.)

Ages 18 Months+



00207

ROLLER RAMP

W 5 3/4" x L 15 3/4" x HT 13" (14.5 x 40 x 33 cm.)

Ages 18 Months+





34913

ROLLING CACTUS

W 12" x L 12" x HT 15 3/4" (30.5 x 30.5 x 40 cm.)

Ages 18 Months+

Path to Discovery

These path finding toys offer different levels of stimulation in hand movements and control. Children move the pieces along the given paths to discover the concept of gravity by seeing the pieces fall or slide down the rails. As the paths get more complex, children will build their patience and concentration in trying to conquer the maze. The discovery themes of these mazes help encourage imagination and promote a sense of curiosity in science and nature.



31211

DISCOVERY MAZE

W 5 1/2" x L 5 1/2" x HT 12" (14 x 14 x 30.5 cm.)

Ages 12 Months+



00200

PLANET MAZE

W 16" x L 16" x HT 14" (40 x 40 x 35.5 cm.)

Ages 18 Months+



00219

CONSTELLATION MAZE

W 24" x L 24" x HT 14" (60 x 60 x 35.5 cm.)

Ages 18 Months+



00462

CORICK MAGNETIC MAZE

W 5 7/8" x L 5 7/8" x HT 3/4" (15 x 15 x 2 cm.)



00464

CELTIC MAGNETIC MAZE

W 6 1/4" x L 7 7/8" x HT 3/4" (16 x 20 x 2 cm.)



00463

OCEAN PLAIT MAGNETIC MAZE

W 7 7/8" x L 7 7/8" x HT 3/4" (20 x 20 x 2 cm.)

Knot Maze

Suitable for both children and adults, these mazes help practice eye and hand coordination and exercise fine motor skills. Control the captivated metal ball along the grooved paths to complete all stops and win the game. These mazes are inspired by the continuous lines of traditional decorative and fishermen knots namely, Corrick, Celtic, and Ocean Plait. The toy also help build patience and critical thinking for young minds.

Ages
12 Months+



00468

SOLAR SYSTEM MAGNETIC MAZE

W 11 3/4" x L 11 3/4" x HT 3/4" (30 x 30 x 2 cm.)

Ages 18 Months+



WT167

POUND AND ROLL

W 4" x L 10 3/4" x HT 6" (10 x 27 x 15 cm.)

Ages 12 Months+



3401

FLIP POWDERING BENCH

W 4" x L 11 1/2" x HT 5 3/4" (10 x 31.5 x 14.5 cm.)

Ages 18 Months+



00401

POLKADOT

W 1 3/4" x L 1 3/4" x HT 4 3/4" (4.5 x 4.5 x 12 cm.)

Ages 12 Months+



00402

CHECKER

W 1 3/4" x L 1 3/4" x HT 4 3/4" (4.5 x 4.5 x 12 cm.)

Ages 12 Months+



00404

DIAMOND

W 1 3/4" x L 1 3/4" x HT 4 3/4" (4.5 x 4.5 x 12 cm.)

Ages 12 Months+



00403

WAVE

W 1 3/4" x L 1 3/4" x HT 4 3/4" (4.5 x 4.5 x 12 cm.)

Ages 12 Months+



00399
TWISTED SQUARE COLUMN
 W 2 1/2" x L 2 1/2" x HT 4 3/4" (6.5 x 6.5 x 12 cm.)
 Ages 18 Months+



00400
CONCAVE CONVEX COLUMN
 W 2 3/8" x L 2 3/8" x HT 4 3/4" (6 x 6 x 12 cm.)
 Ages 18 Months+



00312
3D SHAPE SORTER
 W 2 3/4" x L 11 1/8" x HT 2" (7 x 30 x 5 cm.)
 Ages 18 Months+



00313
3D SHAPE MATCHING
 W 1 1/8" x L 1 1/8" x HT 3 1/2" (4.5 x 4.5 x 9 cm.)
 Ages 18 Months+



00278
REVOLVED TOTEM
 W 3 1/4" x L 3 1/4" x HT 12 1/2" (8 x 8 x 31.5 cm.)
 Ages 18 Months+



00284
SLICED TOTEM
 W 3 1/4" x L 3 1/4" x HT 17 3/4" (8 x 8 x 45 cm.)
 Ages 18 Months+



00406
PEOPLE PEGS DOLL

PEOPLE PEGS DOLL

Description Wooden screw is a great tool for developing essential fine motor skill. The smooth texture of solid rubber wood in colourful finishes.

Size
W 4" x L 3 3/4" x HT 3 3/4"
(10 x 9 x 9 cm.)

Ages
12 Months+

ANIMAL PEGS DOLL

Wooden screw is a great tool for developing essential fine motor skill. The smooth texture of solid rubber wood in colourful finishes.

Size
W 3 5/8" x L 3 5/8" x HT 3 5/8"
(9 x 9 x 9 cm.)

Ages
12 Months+



00407
ANIMAL PEGS DOLL

Build Your Own Flower Kit

Let your imagination run wild with this set of four flower pots, including sunflower, daisies, rose, and cherry blossom. The pots, soil, stems, petals, and pollen can be taken apart, which challenges children to put them back together and identify the names. They can also be creative and mix up the elements to create wildflowers configurations as well!


Ages
24 Months+



00550
BUILD YOUR OWN FLOWER KIT
HIGHEST SIZE POT : W 3" x L 3 1/2" x HT 5 1/2" (8 x 9 x 14 cm.)



00596
SHUT THE BOX
W 7 7/8" x L 11 7/8" x HT 1 1/8" (20 x 30 x 3.5 cm.)
Ages 36 Months+



00597
SHUT THE BOX
W 7 7/8" x L 11 7/8" x HT 1 1/8" (20 x 30 x 3.5 cm.)
Ages 36 Months+



00370
TUMBLING TOWER
W 3" x L 3" x HT 11 3/4" (7.5 x 7.5 x 30 cm.)
Ages 18 Months+



00252
MINI BLOCK CUBE
W 5 1/4" x L 5 1/4" x HT 5 1/4" (13x 13 x 13 cm.)
Ages 18 Months+



00250
UNIT BLOCK TOWER
W 4 1/8" x L 4 1/8" x HT 12 1/2" (10.5 x 10.5 x 31.5 cm.)
Ages 12 Months+



00369
TUMBLING TOWER
W 3" x L 3" x HT 11 3/4" (7.5 x 7.5 x 30 cm.)
Ages 18 Months+



00251
UNIT BLOCK TOWER
W 4 1/8" x L 4 1/8" x HT 12 1/2" (10.5 x 10.5 x 31.5 cm.)
Ages 12 Months+



00253
MINI BLOCK CUBE
W 5 1/4" x L 5 1/4" x HT 5 1/4" (13x 13 x 13 cm.)
Ages 18 Months+



00438
PATTERN DOMINOES
W 8 5/8" x L 8 5/8" x HT 1 1/4" (22 x 22 x 4.5 cm.)
Ages 36 Months+




00439
DOUBLE SIDED CHESS CHECKER
W 8 5/8" x L 8 5/8" x HT 1 1/4" (22 x 22 x 4.5 cm.)
Ages 36 Months+



00440
PATTERN MEMORY
W 8 5/8" x L 8 5/8" x HT 1 1/4" (22 x 22 x 4.5 cm.)
Ages 36 Months+



00441
SNAKE AND LADDER GAME
W 8 5/8" x L 8 5/8" x HT 1 1/4" (22 x 22 x 4.5 cm.)
Ages 36 Months+




00437
FOUR IN A ROW
W 6 7/8" x L 8 5/8" x HT 1 3/4" (17.5 x 22 x 4.5 cm.)
Ages 36 Months+



00436
BACKGAMMON GAME
W 7 7/8" x L 15 3/4" x HT 2" (20 x 40 x 5 cm.)
Ages 36 Months+






00502

RED RAMMED TOWER


W 2 1/2" x L 2 1/2" x HT 8" (6 x 6 x 20 cm.)



00503

NATURAL RAMMED TOWER

W 2 1/2" x L 2 1/2" x HT 8" (6 x 6 x 20 cm.)



00505

RED TERRANE PUZZLE


W 5 3/4" x L 7 1/4" x HT 2" (14.5 x 18.5 x 5 cm.)



00509

NATURAL TERRANE TILE PUZZLE

W 5 3/4" x L 7 1/4" x HT 1 1/4" (14.5 x 18.5 x 4 cm.)



00507

BLUE TERRANE PUZZLE

W 5 3/4" x L 7 1/4" x HT 2" (14.5 x 18.5 x 5 cm.)



00508

RED TERRANE TILE PUZZLE

W 5 3/4" x L 7 1/4" x HT 1 3/4" (14.5 x 18.5 x 4 cm.)



00506

NATURAL TERRANE PUZZLE

W 5 3/4" x L 7 1/4" x HT 2" (14.5 x 18.5 x 5 cm.)



00510


BLUE TERRANE TILE PUZZLE

W 5 3/4" x L 7 1/4" x HT 1 1/4" (14.5 x 18.5 x 4 cm.)

Rammed Tower Puzzles

This puzzle is inspired by natural patterns created by rammed earth method in ancient building construction. The organic and colourful layers of the earth is not only visually appealing, but also provides a strong wall structure to the architecture. Children and adults are challenged to build the strong rammed tower by matching the layers and put them into correct orders. The gradient colors and shades give some visual cues to this game.


Ages
12 Months+



00504

BLUE RAMMED TOWER

W 2 1/2" x L 2 1/2" x HT 8" (6 x 6 x 20 cm.)



00577

NATURAL RAMMED TOWER - MINI

W 2 1/2" x L 2 1/2" x HT 6 1/2" (6 x 6 x 16.5 cm.)

Natural Rammed Tower - Mini

This puzzle is inspired by natural patterns created by rammed earth method in ancient building construction. The organic layers of the earth is not only visually appealing, but also promotes sensory skills and provoke the sense of curiosity. For this mini version, each layers are identical textures so they can be alternated and stacked freely.

Ages
12 Months+

Terrane Tile Puzzle

Another puzzle inspires by the natural tactilities of the earth. A slap of organic surface is sliced into 16 square tiles that can be played as puzzle or fun open-ended arrangements. For puzzle play, players are challenged to matched the continuous organic planes of each tile into the rectangular board. For open-ended play, children can creatively arrange the colorful tiles into different configuration on or off the table.

Ages
12 Months+





00565
SENSORY MEDITERRANEAN SUMMER
W 5 1/8" x L 13 7/8" x HT 1 1/8" (13 x 35 x 30 cm.)
Ages 24 Months+



00549
SENSORY WILD GARDEN
W 5 1/8" x L 13 7/8" x HT 1 1/8" (13 x 35 x 30 cm.)
Ages 24 Months+



34908
HEX COLOR WHEEL
W 8 1/4" x L 9 3/4" x HT 1 1/2" (21 x 25 x 4 cm.)
Ages 18 Months+




34907
SHAPE N COLORS
W 13 3/4" x L 5" x HT 1 1/2" (35 x 12.5 x 4 cm.)
Ages 18 Months+



3432
TACTILE INSECTS
W 5" x L 14" x HT 1 1/2" (12.5 x 35.5 x 4 cm.)
Ages 18 Months+



3433
TACTILE FLOWER
W 5" x L 14" x HT 1 1/2" (12.5 x 35.5 x 4 cm.)
Ages 18 Months+



00134
HEXAGON DISC
W 9 1/8" x L 9 1/8" x HT 2" (23 x 23 x 5 cm.)
Ages 18 Months+



00133
TRIANGLE DISC
W 9 1/8" x L 9 1/8" x HT 2" (23 x 23 x 5 cm.)
Ages 18 Months+



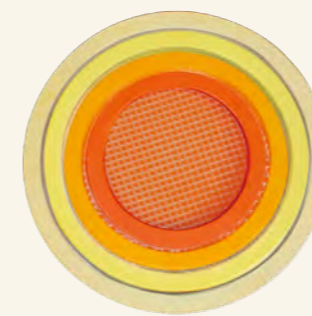
00302
KALEIDOSCOPE
W 2 1/4" x L 2 1/2" x HT 4" (5.5 x 6.5 x 10 cm.)
Ages 18 Months+




00303
KALEIDOSCOPE
W 2 1/2" x L 2 1/2" x HT 4" (6 x 6 x 10 cm.)
Ages 18 Months+



00304
KALEIDOSCOPE
W 2 1/2" x L 2 1/2" x HT 4" (6 x 6 x 10 cm.)
Ages 18 Months+



00135
CIRCLE DISC
W 9 1/8" x L 9 1/8" x HT 2" (23 x 23 x 5 cm.)
Ages 18 Months+



00136
SQUARE DISC
W 9 1/8" x L 9 1/8" x HT 2" (23 x 23 x 5 cm.)
Ages 18 Months+



34922

SENSORIAL SOUNDS

W 4 3/4" x L 9" x HT 2" (12 x 23 x 5 cm.)



34921

SENSORIAL WEIGHT

W 6" x L 9 1/2" x HT 3 3/4" (15 x 24 x 9.5 cm.)

Sensorial Weight

Eight skittles filled with a variety of weight materials that a child holds to determine the relative weight. Grooves at the bottom of the skittles have to be matched with the corresponding grooves on the board for control of error.

Size

W 6" x L 9 1/2" x HT 3 3/4" (15 x 24 x 9.5 cm.)

Ages

36 Months+

Tactile Studs

Discriminates the six different type of tactile studs and match them to the corresponding base tiles. And play blindfold games based on memory and recognition.

Size

W 4" x L 4" x HT 5" (10 x 10 x 12.5 cm.)

Ages

18 Months+



34919

TACTILE STUDS

W 4" x L 4" x HT 5" (10 x 10 x 12.5 cm.)



34675

SHADOW BEADS

W 5 1/2" x L 5 1/2" x HT 6 1/2" (14 x 14 x 16.5 cm.)




34721

DISC BALANCE

W 4" x L 10 1/2" x HT 6 1/2" (10 x 26.5 x 16.5 cm.)

Ages 18 Months+



34604

BALANCE SCALE

W 3 1/2" x L 10" x HT 8" (9 x 25.5 x 20.5 cm.)

Ages 24 Months+

Balance Scale

Configures graduated size of discs and weight them on the self-corrective scale, the scale show green dot when the proper discs are placed on both sides.

Ages

24 Months+



34502

BALANCE MAN

W 3" x L 16 3/4" x HT 5" (7.5 x 42.5 x 12.5 cm.)

Ages 18 Months+



34708

BALANCE BAKER

W 3 3/4" x L 11" x HT 10" (9.5 x 28 x 25.5 cm.)

Ages 12 Months+



34724

STRONGMAN BALANCE

W 1" x L 11 3/4" x HT 3 1/4" (2.5 x 29.5 x 8 cm.)

Ages 18 Months+



34902

FIND N FIT SHAPES

W 2 3/4" x L 3" x HT 1/2" (7 x 7.5 x 1 cm.)



38021

TACTILE PATTERN PAIRS

W 2 3/4" x L 2 3/4" x HT 1/2" (7 x 7 x 1 cm.)



38015

3D MEMO

W 9 3/8" x L 11 3/8" x HT 1 1/2" (24 x 29 x 4 cm.)

Noah Nalance

Place animals to the corresponding places on the boat while keep the eyes on the boat not to turn over.

Ages

24 Months+



00199

NOAH BALANCE


W 3 1/2" x L 11" x HT 7 1/2" (9 x 28 x 19 cm.)



34709

NOAH BALANCE

W 3 1/2" x L 11" x HT 7 1/2" (9 x 28 x 19 cm.)



00307

PARIS CITYSCAPE

W 2 ¼" x L 10 ⅝" x HT 7 ½" (5.5 x 27 x 19 cm.)



00306

LONDON CITYSCAPE

W 2 ¼" x L 10 ⅝" x HT 7" (5.5 x 27 x 17.5 cm.)



00308

TOKYO CITYSCAPE

W 2 ¼" x L 10 ⅝" x HT 7 ½" (5.5 x 27 x 19 cm.)

City Scape

This balancing set is inspired by Famous cityscapes. Arrange the city and find the balance by placing landmark pieces to the specified positions on the crescent base. The base will rock when placing each piece of landmark.

Ages
18 Months+



00570

BANGKOK CITYSCAPE


W 2 ¼" x L 10 ⅝" x HT 7 ½" (5.5 x 27 x 19 cm.)



00286

NEW YORK CITYSCAPE

W 2 ¼" x L 10 ⅝" x HT 7 ½" (5.5 x 27 x 19 cm.)



34655

COUNTING ROD

W 2 ¾" x L 12" x HT 8 ½" (7 x 30.5 x 21.5 cm.)

Ages 24 Months+



00204

COUNTING ROD

W 2 ¾" x L 12" x HT 8 ½" (7 x 30.5 x 21.5 cm.)

Ages 24 Months+



34003

GIRL STACKING RING

W 3" x L 3" x HT 5 ½" (7.5 x 7.5 x 14 cm.)

Ages 12 Months+



34002

BOY STACKING RING

W 3" x L 3" x HT 5 ½" (7.5 x 7.5 x 14 cm.)

Ages 12 Months+



WT159

STACKING RINGS

W 3 ½" x L 3 ½" x HT 8 ¾" (9 x 9 x 22 cm.)

Ages 12 Months+



WT137

COUNTING CLOWNS

W 3 ¾" x L 4 ¾" x HT 11" (9.5 x 12 x 28 cm.)

Ages 18 Months+



00530
COUNTING PEBBLES (COLORED)
W 4 3/4" x L 4 3/4" x HT 7 1/8" (12 x 12 x 18 cm.)
Ages 12 Months+



00531
COUNTING PEBBLES (WOOD)
W 4 3/4" x L 4 3/4" x HT 7 1/8" (12 x 12 x 18 cm.)
Ages 12 Months+



00568
COUNTING STONE (COLORED)
W 4 1/4" x L 6" x HT 12 1/4" (11 x 15 x 31 cm.)
Ages 12 Months+



00569
COUNTING STONE (WOOD)
W 4 1/4" x L 6" x HT 12 1/4" (11 x 15 x 31 cm.)
Ages 12 Months+



00532
ELEMENT COUNTING ROD (COLORED)
W 3 3/4" x L 3 3/4" x 12 1/4" (9.5 x 10 x 31 cm.)
Ages 18 Months+



00533
ELEMENT COUNTING ROD (WOOD)
W 3 3/4" x L 3 3/4" x 12 1/4" (9.5 x 10 x 31 cm.)
Ages 18 Months+





00547

TWELVE OF A KIND

W 7 1/8" x L 7 1/8" x HT 1 1/4" (18 x 18 x 3 cm.)

Ages 36 Months+



00578

TWELVE OF A KIND

W 7 1/8" x L 7 1/8" x HT 1 1/4" (18 x 18 x 3 cm.)

Ages 36 Months+



00548

TWELVE OF A KIND

W 7 1/8" x L 7 1/8" x HT 1 1/4" (18 x 18 x 3 cm.)

Ages 36 Months+



34307

TWELVE OF A KIND

W 7 1/8" x L 7 1/8" x HT 1 1/4" (18 x 18 x 3 cm.)

Ages 36 Months+



34660

CIRCLE FRACTION

W 3 3/8" x L 3 3/8" x HT 2 3/4" (8.5 x 8.5 x 7 cm.)

Ages 18 Months+



34707

STACKING FRACTION

W 3 3/8" x L 3 3/8" x HT 6" (8.5 x 8.5 x 15 cm.)

Ages 24 Months+



00566

TOTEMIC CHAINS

W 1 1/2" x L 13 3/4" x HT 8 1/4" (4 x 35 x 21 cm.)

Ages 18 Months+



00567

TWIST GEOMETRIC CHAINS

W 1 1/2" x L 13 3/4" x HT 8" (4 x 35 x 20.5 cm.)

Ages 18 Months+

Counting Chains

Place the colorful sliced cylinders onto the corresponding height rods, the shortest rod is for one yellow piece, and the highest rod is for the 5 green pieces. Each rod stands separately and can be linked into a long chain. This toy promotes eye-hand coordination, basic color and mathematics skills.

Size
W 1 1/2" x L 13 3/4" x HT 8 1/2"
(4 x 35 x 21 cm.)

Ages
18 Months+



Stacking Fraction Cups

Fill the wooden cups with fragments to complete the circle. Each cup has a full pie, one-halves, one-thirds, and quarters, which can be stacked into a tower. This toy helps develop quantitative and spatial skills and introduces children to early mathematics concepts.

Ages
18 Months+



00534

STACKING FRACTION CUPS

W 3 3/8" x L 3 3/8" x HT 5 7/8" (8.5 x 8.5 x 15 cm.)

Ages 18 Months+



00535

STACKING FRACTION CUPS

W 3 3/8" x L 3 3/8" x HT 5 7/8" (8.5 x 8.5 x 15 cm.)

Ages 18 Months+



34670

CUBE CHAINS

W 1 1/2" x L 13 1/2" x HT 8" (4 x 34 x 20.5 cm.)

Ages 18 Months+



34671

BEAD CHAINS

W 1 1/2" x L 18" x HT 4 1/2" (4 x 46 x 11.5 cm.)

Ages 18 Months+



34904
FIT A CIRCLE
W 6 3/4" x L 6 3/4" x HT 1 3/4" (17 x 17 x 5 cm.)
Ages 18 Months+



34658
GEO NESTING
W 6 3/4" x L 6 3/4" x HT 3" (17 x 17 x 7.5 cm.)
Ages 18 Months+



3439
MIX N MATCH
W 6 1/2" x L 6 1/2" x HT 1 1/2" (16.5 x 16.5 x 4 cm.)
Ages 18 Months+




34903
FIT A SPACE
W 6 3/4" x L 6 3/4" x HT 1 3/4" (17 x 17 x 4.5 cm.)
Ages 18 Months+



00159
NUMERICAL CUBES
unit block size: W 1 3/4" x L 1 3/4" x HT 1 3/4" (4.5 x 4.5 x 4.5 cm.)



00158
TYPOGRAPHIC BLOCKS
unit block size: W 1 3/4" x L 1 3/4" x HT 1 3/4" (4.5 x 4.5 x 4.5 cm.)
Ages 18 Months+



36038
FRUITS & VEGETABLES COUNTING FRAME
W 13" x L 24" x HT 33 1/4" (33 x 61 x 84.5 cm.)
Ages 36 Months+



36025
FLOOR COUNTING FRAME
W 13" x L 24" x HT 33 1/4" (33 x 61 x 84.5 cm.)
Ages 36 Months+

Floor Counting Frame

This large counting frame stands firmly by self with extra wide support legs.

Size
W 13" x L 24" x HT 33 1/4"
(33 x 61 x 84.5 cm.)

Ages
36 Months+



35018
HOUSING BLOCKS
W 1" x L 2" x HT 1" (2.5 x 5 x 2.5 cm.)
Ages 18 Months+



WT172
TOWN BLOCKS
W 1 3/4" x L 1 3/4" x HT 1 3/4" (4.5 x 4.5 x 4.5 cm.)
Ages 36 Months+



35027
GEO BUILD BLOCKS
W 10" x L 10" x HT 2" (25.5 x 25.5 x 5 cm.)
Ages 18 Months+



00160
ROOF BLOCKS PARTY
W 2 3/4" x L 4" x HT 1 1/2" (7 x 14 x 3.5 cm.)
Ages 18 Months+



WT155
FIRST BLOCKS
W 1 3/4" x L 1 3/4" x HT 1 3/4" (4.5 x 4.5 x 4.5 cm.)
Ages 18 Months+



35107
HOLLOW LOCK BLOCKS
W 1 1/2" x L 5 1/2" x HT 3" (4 x 14 x 7.5 cm.)
Ages 18 Months+





00564

ORGANIC ACRYLIC BLOCK

W 3 1/4" x L 6 7/8" x HT 15 5/8" (3 x 17.5 x 39.5 cm.)

Ages 18 Months+



00563

ORGANIC ACRYLIC BLOCK

W 3 1/4" x L 6 7/8" x HT 15 5/8" (3 x 17.5 x 39.5 cm.)

Ages 18 Months+



3501

PYRAMID BLOCKS

W 7" x L 7" x HT 7" (18 x 18 x 18 cm.)

Ages 18 Months+



35019

PYRAMID BLOCKS

W 4 3/4" x L 4 3/4" x HT 4 3/4" (12 x 12 x 12 cm.)

Ages 18 Months+

Pyramid Block

Nine geo blocks challenge children to build a Pyramid, to find four triangle sides, to stack-up and balance and to build to other forms.

Ages
18 Months+

Organic Acrylic Block

Build, stack, and balance with this set of colorful organic shaped blocks. The acrylics sandwiched inside the pieces come in different colors and textures, which create color illusion when placed on top of one another. The open-ended graphic toy can be played both vertically and flat on the table top.

Ages
18 Months+




35020

SQUARE AND TRIANGLE BLOCKS

W 8" x L 8" x HT 2" (20 x 20 x 5 cm.)

Ages 18 Months+




34720

PIXEL BOARD

W 8 1/4" x L 8 1/4" x HT 2 1/2" (21 x 21 x 6 cm.)

Ages 36 Months+



34718

PICTURE BOARD

W 9 1/2" x L 12" x HT 1 1/2" (24 x 30.5 x 4 cm.)

Ages 36 Months+



35108

COLOR LOCK BLOCKS

W 1 1/2" x L 5 1/2" x HT 3" (4 x 14 x 7.5 cm.)

Ages 18 Months+



35024

TENON BLOCK TRANSLUCENT

W 7" x L 7" x HT 2" (18 x 18 x 5 cm.)

Ages 18 Months+



34719

FUN CUBES

W 7" x L 11" x HT 1 1/2" (17.5 x 28 x 4 cm.)

Ages 18 Months+



35007

3D PATTERN CUBES


W 1 3/4" x L 1 3/4" x HT 1 3/4" (4.5 x 4.5 x 4.5 cm.)

Ages 36 Months+

3D Pattern Cubes

This eye-track blocks help in understanding the idea of relationships.

Ages
36 Months+



35028

COMBI S33

W 12" x L 19" x HT 3" (30.5 x 48 x 7.5 cm.)

Ages 18 Months+



35029

COMBI M73

W 12" x L 19" x HT 3" (30.5 x 48 x 15 cm.)

Ages 18 Months+



35030

COMBI L154

W 14 1/8" x L 19" x HT 20" (36 x 50 x 51 cm.)

Ages 18 Months+



35102

LARGE SET UNIT BLOCK

W 14 1/8" x L 19" x HT 20" (36 x 50 x 51 cm.)

Ages 18 Months+



35101

MEDIUM SET UNIT BLOCK

W 12" x L 19" x HT 3" (30.5 x 48 x 15 cm.)

Ages 18 Months+



35100

SMALL SET UNIT BLOCK

W 12" x L 19" x HT 3" (30.5 x 48 x 7.5 cm.)

Ages 18 Months+



00322

SMALL ARCH -NATURAL

W 1 7/8" x L 4 7/8" x HT 2 1/2" (4.6 x 12.4 x 6.2 cm.)

Ages 18 Months+



00321

MEDIUM ARCH -NATURAL

W 1 7/8" x L 7 1/4" x HT 3 3/8" (4.6 x 18.5 x 9 cm.)

Ages 18 Months+



00320

LARGE ARCH -NATURAL

W 1 7/8" x L 9 1/2" x HT 4 7/8" (4.6 x 24 x 12 cm.)

Ages 18 Months+



00280

SMALL ARCH -BLUE

W 1 7/8" x L 4 7/8" x HT 2 1/2" (4.6 x 12.5 x 6 cm.)

Ages 18 Months+



00279

MEDIUM ARCH -WARM

W 1 7/8" x L 7 1/4" x HT 3 3/8" (4.6 x 18.5 x 9 cm.)

Ages 18 Months+



00281

LARGE ARCH -COLORFUL

W 1 7/8" x L 9 1/2" x HT 4 7/8" (4.6 x 24 x 12 cm.)

Ages 18 Months+

Pattern Tiles

These patterned tile set is an introduction to pattern making and repeats. The engraved graphic gives tactile quality to these tiles. Each set consists of 16 squares in two different colors with different printed on both sides. Endless patterns can be created from these tiles.

Ages
24 Months+



00511
PATTERN TILES

unit size: W 1 3/4" x L 1 3/4" x HT 3/4" (4.5 x 4.5 x 2 cm.)




00512
PATTERN TILES

unit size: W 1 3/4" x L 1 3/4" x HT 3/4" (4.5 x 4.5 x 2 cm.)


Construction Marble Track

Construct your own wooden marble run with this marble track set. The set comes with 100 wooden components which allows children to create endless configurations. Placing the marbles at the top and watching them roll down to the bottom is a great way to introduce children to the concept of gravity and speed.


Ages
36 Months+



00579
CONSTRUCTION MARBLE TRACK (Pastel)
W 4 1/8" x L 11 1/8" x HT 7 3/4" (10.5 x 28 x 19.5 cm.)



35011
CONSTRUCTION MARBLE TRACK (Primary)
W 4 1/8" x L 11 1/8" x HT 7 3/4" (10.5 x 28 x 19.5 cm.)



00515
POP COLOR U BLOCKS
unit block size: W 1 1/8" x L 2 3/8" x HT 2 3/4" (3 x 7 x 7 cm.)
Ages 18 Months+



00513
NATURAL U BLOCKS
unit block size: W 1 1/8" x L 2 3/8" x HT 2 3/4" (3 x 7 x 7 cm.)
Ages 18 Months+




00514
SOFT COLOR U BLOCKS
unit block size: W 1 1/8" x L 2 3/8" x HT 2 3/4" (3 x 7 x 7 cm.)
Ages 18 Months+

U Blocks

This set of construction toy consist of 12 U shape block and 18 dowels. This may look like a simple module, but you will be surprised how it can create many complex configurations. Children and adults can tirelessly enjoy building linear or tower like structures. The U blocks and dowels come in various colors which give player the opportunity to playfully style their creation.

Ages
36 Months+



35001
BUILDING BLOCK SET
W 1" x L 2" x HT 1" (2.5 x 5 x 2.5 cm.)



35002
ORIENTAL SET
W 1" x L 2" x HT 1" (2.5 x 5 x 2.5 cm.)



35003
ARABIAN SET
W 1" x L 2" x HT 1" (2.5 x 5 x 2.5 cm.)



35014
ROMAN SET
W 1" x L 2" x HT 1" (2.5 x 5 x 2.5 cm.)



35015
CASTLE SET
W 1" x L 2" x HT 1" (2.5 x 5 x 2.5 cm.)



35016
THAI SET
W 1" x L 2" x HT 1" (2.5 x 5 x 2.5 cm.)



34653
ANIMAL CREATION
W 8" x L 11 3/4" x HT 2 3/4" (20 x 30 x 7 cm.) Ages 18 Months+

Building Themes

Additional alternatives to conventional geometric blocks, these items are inspired by world's heritages. These detailed blocks bring children's imagination to renowned architectures as they play. Children are also encouraged to play freely and use their imagination to create unique architectures of their own.

Ages
36 Months+





WT9988

CONSTRUCTION TRAIN

W 3 3/4" x L 17 3/4" x HT 4" (9.5 x 45 x 10 cm.)

Ages 12 Months+



00195

CONSTRUCTION TRAIN

W 3 3/4" x L 17 3/4" x HT 4" (9.5 x 45 x 10 cm.)

Ages 12 Months+



39059

CAR CARRIER TRUCK

W 3 1/2" x L 12" x HT 7 1/2" (9 x 30.5 x 19 cm.)

Ages 36 Months+



00202

CAR CARRIER TRUCK

W 3 1/2" x L 12" x HT 7 1/2" (9 x 30.5 x 19 cm.)

Ages 36 Months+



39058

FUN CAR

W 1 1/2" x L 3 1/2" x HT 2" (4 x 9 x 5 cm.)

Ages 36 Months+



00205

FUN CAR

W 1 1/2" x L 3 1/2" x HT 2" (4 x 9 x 5 cm.)

Ages 36 Months+

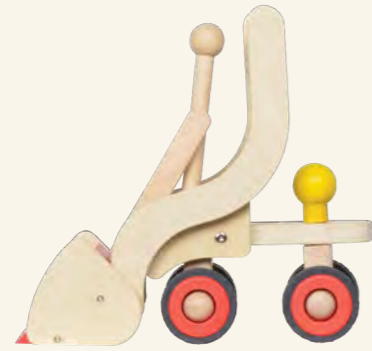




39029

DUMP TRUCK

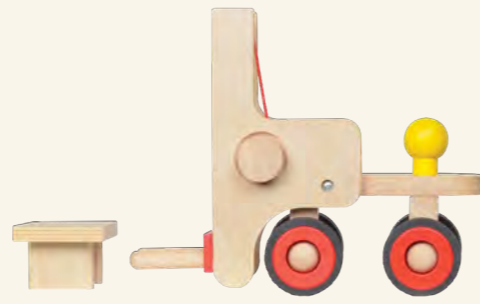
W 5 1/4" x L 11" x HT 6 1/2" (13.5 x 28 x 16.5 cm.)



39030

LOADER TRUCK


W 5 1/2" x L 11" x HT 10 1/4" (14 x 28 x 26 cm.)



39032

FORK LIFT TRUCK

W 5" x L 11 1/4" x HT 8 5/8" (12.5 x 28.5 x 22 cm.)




38019

DRIVING SCREW SET

W 3 1/2" x L 4 3/4" x HT 6" (9 x 12 x 15 cm.)

Ages 18 Months+



3605

TOOL BOX

W 4" x L 11 1/2" x HT 5 1/2" (10 x 29.5 x 14 cm.)

Ages 18 Months+




36018

WORKBOX

W 6 1/2" x L 10" x HT 5" (16.5 x 25.5 x 12.5 cm.)

Ages 18 Months+



39033

CRANE TRUCK

W 5 1/4" x L 12 1/4" x HT 7 3/8" (13.5 x 31 x 19.5 cm.)

Construction Vehicles

Construction vehicles are fun and valuable learning tools for children. Promote gross motor and fine motor skills by moving with these smooth rubber wheels and distinct living parts like real life trucks. Vehicle toys create sense of wonders and imagination, of which children will soon bring into real life observations and discovery.

Ages
36 Months+



39055

CRANE TRUCK

W 6" x L 9 1/2" x HT 6 1/2" (15 x 24 x 16.5 cm.)

Ages 18 Months+



36026

WORK BENCH

W 4" x L 9" x HT 5" (10 x 23 x 12.5 cm.)



WT2043

WORK BENCH

W 10" x L 16" x HT 15" (25.5 x 41.5 x 38 cm.)



WT1051

WORK BENCH

W 10" x L 19" x HT 30", bench top height 21" (25.5 x 48 x 76 cm., bench top height 53.5 cm.)



39053

FIRE TRUCK

W 6" x L 9 1/2" x HT 6 1/2" (15 x 24 x 16.5 cm.)

Ages 18 Months+



39054

DUMP TRUCK

W 6" x L 9 1/2" x HT 6 1/2" (15 x 24 x 16.5 cm.)

Ages 18 Months+



39056

FRONT TRUCK

W 6" x L 9 1/2" x HT 6 1/2" (15 x 24 x 16.5 cm.)

Ages 18 Months+



36014

WORK BENCH

W 18" x L 19" x HT 21" (46 x 48 x 53.5 cm.)

Meet The Builder

A tool box is an essential item to a playroom. Children get to practice their fine motor skills and eye-hand coordination as well as learn to identify names of handymen tools. These friendly wooden nuts, screws, hammers, and many others help encourage children to move and fix things around the house. Allow children to explore their environment and ask questions to adults will help promote social and communication skills.

Ages
36 Months+



3701
8 NOTES XYLOPHONE
W 6" x L 9 3/4" x HT 3 1/4" (15 x 25 x 8 cm.)



WT2035
TUBULAR BAR XYLOPHONE
W 7 1/2" x L 12" x HT 3 3/4" (19 x 30 x 9.5 cm.)



37004
WOODEN BAR XYLOPHONE
W 7 1/2" x L 12" x HT 3 1/4" (19 x 30 x 8 cm.)
Ages 12 Months+




00458
RHINO SLIT DRUM
W 5 1/2" x L 7 7/8" x HT 4 1/2" (14 x 20 x 11.5 cm.)



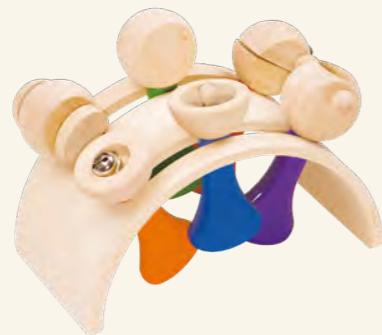
00457
PIGLET SLIT DRUM
W 4 1/8" x L 7 1/4" x HT 5 1/2" (12.5 x 18 x 14 cm.)



00469
GOBLET DRUM
W 8 1/2" x L 8 1/2" x HT 4 3/4" (21.5 x 21.5 x 12 cm.)



37006
TUBULAR BAR XYLOPHONE
W 7 1/2" x L 12" x HT 3 3/4" (19 x 30 x 9.5 cm.)



37204
RHYTHM BAND SET
W 5 1/2" x L 9" x HT 3 1/2" (14 x 23 x 9 cm.)



37017
INSTRUMENT STORAGE
W 6 3/4" x L 14 1/4" x HT 7 1/4" (17 x 36 x 18.5 cm.)
Ages 18 Months+




00465
RANAD 7 NOTE XYLOPHONE
W 8 1/2" x L 13 3/4" x HT 5 7/8" (21.5 x 35 x 15 cm.)



00466
PONGLONG-FLOATING XYLOPHONE
W 7 1/8" x L 9 1/4" x HT 8 3/8" (18 x 23.5 x 22 cm.)



00459
FRUIT SHAKERS
W 2 3/8" x L 2 3/8" x HT 4 1/4" (6 x 6 x 11 cm.)



37014
WOODEN DRUM
W 5 1/2" x L 9" x HT 3 1/2" (14 x 23 x 9 cm.)
Ages 18 Months+



37016
ROUND DRUM
W 8" x L 8" x HT 3 1/2" (20 x 20 x 9 cm.)
Ages 18 Months+



37105
PERCUSSION SET
W 6" x L 8" x HT 7 1/2" (15 x 20 x 19 cm.)

Primitive Sounds

These instruments are inspired by those of ancient tribes which were typically made of natural materials in primitive forms. These musical toys encourage children to explore and develop the sense of rhythm and differentiate sounds. Children get to express themselves in variety of actions, allowing them to practice their hand muscles as well as coordination skills.

Ages
36 Months+



00460
CLASP WRIST
W 5 3/8" x L 5 7/8" x HT 1 3/8" (13.5 x 15 x 3.5 cm.)



00461
BALL WRIST
W 6 1/4" x L 5 3/8" x HT 1 3/4" (15.5 x 15 x 4.5 cm.)



00586
SCALLOP ROUND DRUM
 W 7 7/8" x L 7 7/8" x HT 3" (20 x 20 x 7.9 cm.)
 Ages 18 Months+



00585
SCALLOP TONGUE DRUM
 W 2 5/8" x L 11" x HT 3 1/2" (6.6 x 28 x 8.8 cm.)
 Ages 18 Months+



00587
SCALLOP XYLOPHONE (NATURAL)
 W 7 7/8" x L 11 3/4" x HT 3 1/2" (19.7 x 29.6 x 9 cm.)
 Ages 12 Months+



00588
SCALLOP XYLOPHONE (COLOR)
 W 7 7/8" x L 11 3/4" x HT 3 1/2" (19.7 x 29.6 x 9 cm.)
 Ages 12 Months+



00589
SEA URCHIN PERCUSSION
 W 4" x L 7 3/8" x HT 2 1/2" (10 x 18.7 x 6.2 cm.)
 Ages 12 Months+

Sea Urchin Percussion

Inspired by our favorite spiky sea creature, this unique looking toy is a rhythmic instrument. Use your hand to move the bouncy wooden sticks and create clapping sound. The toy offers tactile sensory and encourages imagination. With its compact size, the Sea Urchin Percussion can be played as a table top or hand-held instrument.

Ages
 12 Months+



Magnetic Dragging Maze

Develops motor and problem solving skills by dragging the mouse with magnet wands across the maze rooms to get the cheese. Divider pieces can be customized from easy to hard play levels.

Ages
36 Months+




38016
MAGNETIC DRAGGING MAZE
W 11" x L 12 3/4" x HT 5" (28 x 32 x 12.5 cm.)
Ages 36 Months+



34914
FISHING GEAR
W 9 1/2" x L 14" x HT 2 3/4" (24 x 35.5 x 7 cm.)
Ages 36 Months+



38011
FISHING GAME
one fish size: W 3 3/4" x L 3 3/4" x HT 1 1/4" (9.5 x 9.5 x 4.5 cm.)
Ages 36 Months+



00584
SKITTLE SCATTER
W 8 x L 11 1/4" x HT 6" (20.8 x 28.5 x 15 cm.)
Ages 36 Months+

Skittle Scatter

Our favorite yard game is back! Skittle Scatter is not only entertaining for players of all ages, but it is also a game that promotes eye-hand coordination, gross motor, and counting skills. This outdoor game encourages children and adults to get outside the house and spend time among nature.

Ages
36 Months+



00581
PLAY TENT
Tent Size: W 34 5/8" x L 36 1/2" x HT 31 3/4" (88 x 92.5 x 80.6 cm.)
Ages 36 Months+

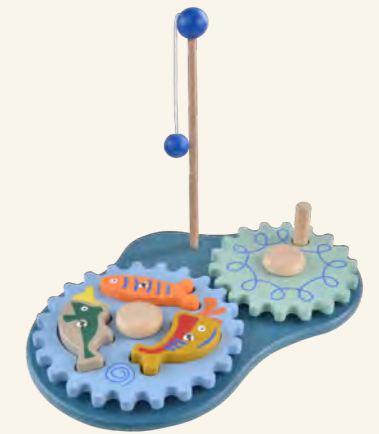
Play Tent

Discover our new range of role play toys under the theme of camping. Create an imaginary wild environment with the play tent and campfire cooking set. Outdoor activities inspired toys such as fishing games and skittles help promote fine and gross motor skills. These toys can be played both indoor and outdoor, which encourage children to get some fresh air outside the house.

Ages
36 Months+



00582
CAMPFIRE COOKING SET
W 16 1/4" x L 19 3/8" x HT 5 1/2" (41.2 x 49 x 13.7 cm.)
Ages 36 Months+



00580
FISHING GEAR
W 7 1/2" x L 11 1/2" x HT 11" (19 x 29 x 28 cm.)
Ages 36 Months+



34674
VEGETABLE SKITTLES
diameter of largest piece: 2 1/2" x HT 5" (6.5 x HT 13 cm.)
Ages 18 Months+



00583
CAMP FISHING
W 1 1/2" x L 12 1/2" x HT 4 3/4" (4 x 31 x 12 cm.)
Ages 36 Months+



50016
REFRIGERATOR

W 13 1/4" x L 17" x HT 34" (33.5 x 43 x 86 cm.)



50017
STOVE

W 13 1/4" x L 17" x HT 26" (33.5 x 43 x 66 cm.)



50018
WASHING MACHINE

W 13 1/4" x L 17" x HT 26" (33.5 x 43 x 66 cm.)



50005
REFRIGERATOR

W 12 1/2" x L 16 3/4" x HT 30 1/2" (32 x 42.5 x 77.5 cm.)



50006
SINK UNIT

W 12 1/2" x L 16 1/2" x HT 24 3/4" (32 x 42 x 63 cm.)



50019
SINK

W 13 1/4" x L 17" x HT 29 1/2" (33.5 x 43 x 75 cm.)



50020
DISHWASHER

W 13 1/4" x L 17" x HT 26" (33.5 x 43 x 66 cm.)



50021
MICROWAVE

W 11 1/4" x L 16" x HT 9 3/4" (28.5 x 40.5 x 25 cm.)



50007
COOKING UNIT

W 12 1/2" x L 16 1/2" x HT 39" (32 x 42 x 99 cm.)



50008
WASHING UNIT

W 12 1/2" x L 16 1/2" x HT 24 3/4" (32 x 42 x 63 cm.)



50030
COMBO KITCHEN

W 13 1/4" x L 34 1/2" x HT 26" (33.5 x 87.5 x 66 cm.)

In The Kitchen

Cooking is another form of creativity, science, and critical thinking. Watching grownups in the kitchen is a great start, but allowing children to have freedom to be the chef in their own kitchen is very valuable. These kitchen units give children the opportunity to be creative, build confidence and learn new skills and terms.

Ages
36 Months+



50010
KITCHEN CENTER

W 17 3/4" x L 17 3/4" x HT 39" (45 x 45 x 99 cm.)



36200
COOKWARE SET

W 7 1/4" x L 7 1/4" x HT 4 1/4" (18.5 x 18.5 x 11 cm.)




36205

VEGETABLES CRATE

W 5 1/4" x L 9 1/2" x HT 3 1/2" (13.5 x 24.5 x 9 cm.)

Ages 18 Months+



36206

FRUITS CRATE

W 5 1/4" x L 9 1/2" x HT 3 1/2" (13.5 x 24.5 x 9 cm.)

Ages 18 Months+



36210

DELI CRATE

W 5 1/4" x L 9 1/2" x HT 3 1/2" (13.5 x 24.5 x 9 cm.)

Ages 18 Months+



36208

BAKERY CRATE

W 3 3/4" x L 8 1/4" x HT 10 1/4" (9.5 x 21 x 26 cm.)

Ages 18 Months+



36207

MEAT AND FISH CRATE

W 3 3/4" x L 8 1/4" x HT 10 1/4" (9.5 x 21 x 26 cm.)

Ages 18 Months+



36209

GROCERY CRATE

W 3 3/4" x L 8 1/4" x HT 10 1/4" (9.5 x 21 x 26 cm.)

Ages 18 Months+



34640

CUT FOOD CRATE

W 6 1/2" x L 11 3/4" x HT 4 1/4" (16.5 x 30 x 11 cm.)

Ages 18 Months+



36201

VEGETABLES PLAY SET

W 1 1/4" x L 3" x HT 6 3/4" (4.5 x 8 x 17 cm.)

Ages 18 Months+



36202

FRUIT PLAY SET

W 1 3/4" x L 3" x HT 6 3/4" (4.5 x 8 x 17 cm.)

Ages 18 Months+



36006

MINI KITCHEN

W 5 1/2" x L 7 1/4" x HT 11" (14 x 18.5 x 28 cm.)



36012

TEA TIME


W 8 1/4" x L 13" x HT 3" (21 x 33 x 7.5 cm.)



36013

COOKING GADGET

W 7" x L 9" x HT 13 3/4" (18 x 23 x 35 cm.)



50043

ASIAN COOKING

W 8" x L 12" x HT 5" (20 x 30.5 x 12.5 cm.)



50044

JAPANESE COOKING

W 8" x L 12" x HT 5" (20 x 30.5 x 12.5 cm.)



50045

ITALIAN COOKING

W 8" x L 12" x HT 5" (20 x 30.5 x 12.5 cm.)

Food of The World

As children are old enough to try different types of food, it is fun for them to identify those food in their role-play kitchen. These toy are so scrumptious that they will provoke children's imagination. Watch the children become a chef, a grocery store owner, or a home maker through these wooden role-play pieces.

Ages
36 Months+



50046

AMERICAN COOKING


W 8" x L 12" x HT 5" (20 x 30.5 x 12.5 cm.)



50047

MEXICAN COOKING

W 8" x L 12" x HT 5" (20 x 30.5 x 12.5 cm.)



39070
WEIGHT SCALE
W 5 3/4" x L 5 3/4" x HT 8 1/2" (14.5 x 14.5 x 21.5 cm.)
Ages 36 Months+



39071
TOASTER
W 5 1/4" x L 7 3/4" x HT 4 3/4" (13.5 x 19.5 x 12 cm.)
Ages 36 Months+



39072
CASH REGISTER
W 7 3/4" x L 8 1/2" x HT 5" (19.5 x 21.5 x 12.5 cm.)
Ages 36 Months+



50052
BBQ CART
W 15 1/2" x L 24" x HT 24 3/4" (39 x 61 x 63 cm.)
Ages 36 Months+



50053
SHOPPING CART
W 14" x L 24" x HT 19" (35.5 x 61 x 48 cm.)
Ages 36 Months+



36204
FOOD SET
W 2 3/4" x L 2 3/4" x HT 4 1/4" (7 x 7 x 11 cm.)
Ages 18 Months+



50040
TABLE TOP KITCHENETTE
W 8" x L 9 1/2" x HT 16 1/4" (20.5 x 24 x 41 cm.)
Ages 36 Months+



36007
MINI REFRIGERATOR
W 5 1/2" x L 6" x HT 10" (14 x 15 x 25.5 cm.)
Ages 36 Months+



36011
DINING TABLE
W 8" x L 11" x HT 4" (20.5 x 28 x 10 cm.)
Ages 36 Months+





Dramatic Play Set

Discover our new series of imaginative toys that come in compact wooden crates. Each theme mimics items that children will encounter in their everyday lives, of which they can identify and name. The crates can be stored and transport in front of the delivery trike.

Ages
36 Months+



00174
MID CENTURY MODERN DOLLHOUSE
W 12 1/4" x L 18 7/8" x HT 11 1/2" (31 x 48 x 29.5 cm.)



00176
SCANDINAVIAN DOLLHOUSE
W 15" x L 15" x HT 24" (38 x 38 x 61 cm.)



00175
SMART LIVING DOLLHOUSE
W 15" x L 15" x HT 23 1/2" (38 x 38 x 59 cm.)




00181
CASA DOLLHOUSE
W 12 3/4" x L 19" x HT 11 1/2" (32.5 x 48 x 29.5 cm.)

Modernist Dollhouses

Find dollhouses inspired by modern and contemporary style architectures. The dolls and interior will transport children to the world of Scandinavian design, Japanese modest lifestyle, colorful Mexican villa, and Retro Palm Spring way of living. They are not only fun for the children to play but also fun additions to grownup space as well.

Ages
36 Months+






00385

CRESCENT DOLLHOUSE

W 9 1/2" x L 10 3/8" x HT 19 1/8" (24 x 26.5 x 48.5 cm.)



00386

GABLE DOLLHOUSE

W 9 1/2" x L 10 3/8" x HT 19 1/8" (24 x 26.5 x 48.5 cm.)

Build Your Own

Our new gable and crescent dollhouses come in loose units that can be arranged according to the space and child's imagination. The dollhouses in abstract and vivid design are meant to be for open-ended play. Furniture and doll family of four are provided in each house and they can be played together as big housing compound.

Ages
36 Months+



Classic Dollhouse

Our beloved classic dollhouses in primary colours and country style help foster creativity and imagination. The houses come fully furnished and with doll family of six. Children will learn to mimic the relief roles through these characters, which help develop social skills and boost imagination. More accessories and dolls can be added to the house for extensive storytelling time.

Ages
36 Months+



WT144
DOLL FAMILY OF SIX
doll height 4 1/2" (12 cm.)



39005
MULTI LEVEL DOLLHOUSE
W 12" x L 24" x HT 28" (30 x 61 x 71 cm.)



39006
COUNTRY DOLLHOUSE
W 20" x L 21" x HT 25" (51 x 53.5 x 63.5 cm.)



WT507
DINING ACCESSORIES
W 12" x L 24" x HT 28" (30 x 61 x 71 cm.)



WT508
LIVING ROOM ACCESSORIES
W 12" x L 24" x HT 28" (30 x 61 x 71 cm.)



39028
STATION WAGON
W 4 3/4" x L 12 1/2" x HT 6 1/2" (12 x 32 x 16.5 cm.)



39048
FIRE STATION
W 11 1/4" x L 15 1/2" x HT 19" (30 x 39 x 48 cm.)



39027
FIRE TRUCK
W 4 3/4" x L 14" x HT 7" (12 x 35.5 x 17.5 cm.)

Occupations

Children learn about different occupations and places they will soon encounter in real life. Firefighter, policemen, teachers, and doctors are provided with the workplace or vehicle formats. These role-play toys do not only provoke imagination but also encourage practice of empathy when children act out real-life scenarios.

Ages
36 Months+



39050
HOSPITAL
W 11 1/4" x L 15 1/2" x HT 19" (30 x 39 x 48 cm.)



39025
AMBULANCE
W 4 3/4" x L 9 3/4" x HT 6" (12 x 24.5 x 15 cm.)



39051
SCHOOL

W 11 3/4" x L 15 1/2" x HT 19" (30 x 39 x 48 cm.)



39049
POLICE STATION

W 11 3/4" x L 15 1/2" x HT 19" (30 x 39 x 48 cm.)



39024
SCHOOL BUS

W 4 3/4" x L 14" x HT 6 1/4" (12 x 35.5 x 16 cm.)



39026
POLICE CAR

W 4 3/4" x L 9 3/4" x HT 6" (12 x 24.5 x 15 cm.)



00283
SCHOOL BUS

W 6" x L 9 1/2" x HT 6 3/8" (15 x 24 x 16 cm.)
Ages 18 Months+



00282
POLICE CAR

W 6" x L 9 1/2" x HT 6 3/8" (15 x 24 x 16 cm.)
Ages 18 Months+





00603
CAR

W 1 3/8" x L 3" x HT 1 1/2" (3.5 x 7.5 x 3.7 cm.)



00601
PICKUP TRUCK

W 1 3/8" x L 3" x HT 1 1/4" (3.5 x 7.5 x 4.4 cm.)



00599
CEMENT TRUCK

W 1 3/8" x L 3 1/8" x HT 2 1/4" (3.5 x 8 x 5.75 cm.)



00600
DUMP TRUCK

W 1 3/8" x L 3 1/8" x HT 2 1/4" (3.5 x 8 x 5.75 cm.)



00604
JEEP CAR

W 1 3/8" x L 3" x HT 1 1/4" (3.5 x 7.5 x 4.4 cm.)



00602
POLICE CAR

W 1 3/8" x L 3" x HT 1 1/4" (3.5 x 7.5 x 4.4 cm.)



00598
CRANE TRUCK

W 1 3/8" x L 3 1/8" x HT 2 1/4" (3.5 x 8 x 5.75 cm.)

Mini Automobiles

This series of automobiles including cars, vans, and trucks come in compact sizes. The colorful wooden vehicles go a long way with the smooth wooden wheels and steel rods. This toy helps promote fine and gross motor skills through push along play. It is also a great introduction to the real-life vehicle as well as encourages role play and storytelling.

Ages
36 Months+




00605
SCHOOL CAR

W 1 3/8" x L 3 3/8" x HT 2 1/8" (3.5 x 8 x 5.4 cm.)




00607
AMBULANCE CAR

W 1 3/8" x L 3 3/8" x HT 2 1/8" (3.5 x 8 x 5.4 cm.)




00608
CONTAINER

W 1 3/8" x L 4" x HT 2 3/8" (3.5 x 10 x 5.9 cm.)



00609
CARRIER TRUCK

W 1 3/8" x L 4" x HT 2 3/8" (3.5 x 10 x 5.9 cm.)




40005
SENSITIVITY STEPPING STONES
W 10 ¼" x L 11 ¾" (26 x 30 cm.)



40010
FEEL AND TELL PATTERN TILES
small tile diameter 4 ½", large tile diameter 11 ½"
(small tile diameter 11 cm., large tile diameter 29 cm.)



40011
FEEL AND TELL SHAPE TILES
small tile diameter 4 ½", large tile diameter 11 ½"
(small tile diameter 11 cm., large tile diameter 29 cm.)



40013
LOOP BALANCE BOARD
W 11 ½" x L 18 ½" x HT 2" (29 x 47 x 5 cm.)



40014
SPIRAL BALANCE BOARD
W 11 ½" x L 18 ½" x HT 2" (29 x 47 x 5 cm.)



40015
ZIG-ZAG BALANCE BOARD
W 11 ½" x L 18 ½" x HT 2" (29 x 47 x 5 cm.)



40004
BALANCE BASE
W 11 ½" x L 20" x HT 4" (29 x 51 x 10 cm.)

Senses and Moves

Discover the range of toys that combines gross motors and sensory play together. Children will learn to find balance, develop the sense of tactility, and practice their gross motor skills through their body movements. From balancing to matching tiles, these simple toys allow adults to give guidance and incorporate activities to add more learning benefits into the play time. It is also encouraged that children set their own rules and build their own games with friends to develop social and planning skills.

Ages
36 Months+



00201
KIDS RIDING HORSE
W 12" x L 26 ¾" x HT 18 ½" (30.5 x 68 x 47 cm.) Ages 18 Months+



32041
KIDS RIDING HORSE
W 12" x L 26 ¾" x HT 18 ½" (30.5 x 68 x 47 cm.) Ages 18 Months+



00183
SCOO-TRIKE
W 12" x L 20" x HT 12 ½" (30.5 x 51 x 32 cm.)
saddle height 10" (saddle height 25 cm.) Ages 18 Months+



00182
MOTO-BIKE
W 12" x L 32 ½" x HT 18 ¼" (30.5 x 83 x 46 cm.)
saddle height 14" (saddle height 35.5 cm.)



32002
TRIKE
W 12" x L 21" x HT 15 ½" (30.5 x 53 x 39 cm.) Ages 12 Months+



00470
CHARGING BIKE
W 11 ¾" x L 32 ¾" x HT 18 ¾" (30 x 83 x 47.5 cm.) Ages 18 Months+



36036

WAVY MIRROR

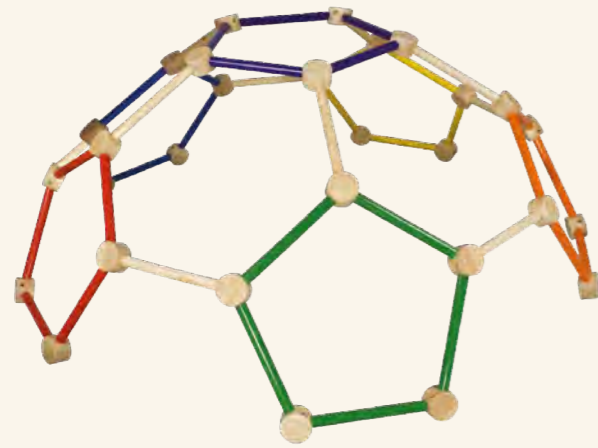
W 20" x L 34" x HT 41" (51 x 86.5 x 104 cm.)



36030

CONCAVE CONVEX MIRROR

W 20" x L 34" x HT 41" (51 x 86.5 x 104 cm.)



40043

DOME CLIMBER

W 64" x L 64" x HT 27" (162.5 x 162.5 x 68.5 cm.)



40045

CUBE CLIMBER

W 40 1/2" x L 40 1/2" x HT 40 1/2" (103 x 103 x 103 cm.)



36033

MODULAR CLIMBING CUBES

cube size: W 37" x L 37" x HT 27 1/2" (94 x 94 x 70 cm.)



40044

KIDS SLIDE

W 17 3/4" x L 43" x HT 25 1/4" (45 x 109 x 64 cm.)

Ages 24 Months+



40030

TODDLER GYM

W 43" x L 69" x HT 48" (109 x 175 x 123 cm.)

Ages 36 Months+



40001

HONEYCOMB GYM

W 43 1/2" x L 113" x HT 47 1/2" (110.5 x 287 x 120.5 cm.)

Ages 36 Months+



40017

HEX PLAY CENTER


W 35 1/2" x L 75" x HT 39" (87.5 x 190.5 x 99 cm.)

Ages 36 Months+

Nowhere to go but up!

Our classic large scale indoor playground are great for classrooms and playrooms. Children do not only get to strengthen their grip and body movement, but also learn the concept of sharing and team work with others. Learning to fall safely and get back on their feet is also a big step for children as they will learn to build their manual and mental strength through practicing.

Ages
36 Months+



00196

SMALL DESK AND CHAIR WITH PAPER ROLL

table W 18" x L 22" (45.5 x 56 cm.) table top height 20" (51 cm.)

chair seat height 12" (30.5 cm.) Ages 24 Months+



32100

SMALL DESK AND CHAIR WITH PAPER ROLL

table W 18" x L 22" (45.5 x 56 cm.) table top height 20" (51 cm.)

chair seat height 12" (30.5 cm.) Ages 24 Months+



32102

TABLE AND CHAIRS

table W 20" x L 28" (51 x 71 cm.) table top height 20" (51 cm.)

chair seat height 12" (30.5 cm.) Ages 24 Months+



32101

DRAWING DESK AND CHAIR

table W 18" x L 22" (45.5 x 56 cm.) table top height 20" (51 cm.)

chair seat height 12" (30.5 cm.) Ages 24 Months+



32001

STACKING CHAIR

seat height 12", backrest height 18 1/2"

(seat height 30.5 cm. , backrest height 47 cm.)



32302

STACKY V2

W 15 1/4" x L 18 1/2" x HT 20", seat height 12"

(38.5 x 47 x 51 cm. , seat height 30.5 cm.)



32304

SQUARE TABLE

W 23 1/2" x L 23 1/2" x HT 20" (59.5 x 59.5 x 51 cm.)

Ages 36 Months+



32308

SQUARE WAVY TABLE

W 23 1/2" x L 23 1/2" x HT 20" (59.5 x 59.5 x 51 cm.)

Ages 36 Months+



32305

RECTANGLE TABLE

W 23 1/2" x L 32" x HT 20" (59.5 x 81 x 51 cm.)

Ages 36 Months+



32309

PARALLEL WAVY TABLE

W 23 1/2" x L 23 1/2" x HT 20" (59.5 x 59.5 x 51 cm.)

Ages 36 Months+



32306

ROUND TABLE

W 23 1/2" x L 23 1/2" x HT 20" (59.5 x 59.5 x 51 cm.)

Ages 36 Months+



32109

BENCH TOY BOX

W 19" x L 23" seat height 12" (48 x 58 seat height 30.5 cm.)

Ages 36 Months+



00148
EMOJI STOOL
W 17" x L 17" x HT 12 1/4" (43 x 43 x 30.5 cm.)




00152
EMOJI CHAIR
W 15 3/8" x L 15 3/8" x HT 21 1/8" seat height 12"
(39 x 39 x 55 seat height 30 cm.)



00150
EMOJI STOOL
W 17" x L 17" x HT 12 1/4" (43 x 43 x 30.5 cm.)



00154
EMOJI CHAIR
W 15 3/8" x L 15 3/8" x HT 21 1/8" seat height 12"
(39 x 39 x 55 seat height 30 cm.)



00149
EMOJI STOOL
W 17" x L 17" x HT 12 1/4" (43 x 43 x 30.5 cm.)



00153
EMOJI CHAIR
W 15 3/8" x L 15 3/8" x HT 21 1/8" seat height 12"
(39 x 39 x 55 seat height 30 cm.)



00155
EMOJI CHAIR
W 15 3/8" x L 15 3/8" x HT 21 1/8" seat height 12"
(39 x 39 x 55 seat height 30 cm.)



00151
EMOJI STOOL
W 17" x L 17" x HT 12 1/4" (43 x 43 x 30.5 cm.)

Emoji

This series of seating are inspired by emoji icons, the most democratic symbols used in the virtual world today. Children learn about expressions through these stools and chairs. One suggested activity is to have children identify their emotion and pick the emoji that best express it.

Ages
18 Months+





00137

YIN-YANG

W 23 1/2" x L 32" HT 20" (59.5 x 81 x 51 cm.)

Yin-Yang

Yin-Yang Table is a fun table for both one person use or big group activities. The teardrop shape represents one half of a Yin-Yang sign. Combining two tables together to complete the Yin-Yang circle or combining more to create endless configurations.

Ages
36 Months+





00387

NATURAL SOLID DESK AND CHAIR

table W 18" x L 28 1/2" (45 x 72 cm.) table top HT 21" (53 cm.)
 chair seat HT 11 3/4" (30 cm.)



00388

COLORED SOLID DESK AND CHAIR

table W 18" x L 28 1/2" (45 x 72 cm.) table top HT 21" (53 cm.)
 chair seat HT 11 3/4" (30 cm.)



00389

NATURAL SOLID PLAY TABLE AND STOOLS

table W 31 1/2" x L 31 1/2" (80 x 80 cm.) table top HT 19 3/8" (50 cm.) chair seat HT 11 3/4" (30 cm.)



00390

COLORED SOLID PLAY TABLE AND STOOLS

table W 31 1/2" x L 31 1/2" (80 x 80 cm.) table top HT 19 3/8" (50 cm.) chair seat HT 11 3/4" (30 cm.)



00393

NATURAL PLYWOOD DESK AND CHAIR

table W 15 3/4" x L 26" (40 x 66 cm.) table top HT 24" (61 cm.)
 chair seat HT 13 3/8" (34 cm.)



00394

COLORED PLYWOOD DESK AND CHAIR

table W 15 3/4" x L 26" (40 x 66 cm.) table top HT 24" (61 cm.)
 chair seat HT 13 3/8" (34 cm.)



00395

NATURAL PLYWOOD PLAY TABLE AND STOOLS

table W 19 5/8" x L 29 1/2" (50 x 75 cm.) table top HT 20" (51 cm.) chair seat HT 13 1/8" (33.5 cm.)



00396

COLORED PLYWOOD PLAY TABLE AND STOOLS

table W 19 5/8" x L 29 1/2" (50 x 75 cm.) table top HT 20" (51 cm.) chair seat HT 13 1/8" (33.5 cm.)



00391

NATURAL SOLID LOUNGE CHAIR

W 16" x L 16 3/4" x HT 19 1/4" seat height 11 3/4" (40.5 x 41.5 x 49 seat height 30 cm.)



00392

COLORED SOLID LOUNGE CHAIR

W 16" x L 16 3/4" x HT 19 1/4" seat height 11 3/4" (40.5 x 41.5 x 49 seat height 30 cm.)



00397

NATURAL PLYWOOD LOUNGE CHAIR

W 14 3/8" x L 17 1/8" x HT 21 3/8" seat height 12 1/4" (36.5 x 45.5 x 54.5 seat height 31 cm.)



00398

COLORED PLYWOOD LOUNGE CHAIR

W 14 3/8" x L 17 1/8" x HT 21 3/8" seat height 12 1/4" (36.5 x 45.5 x 54.5 seat height 31 cm.)

**Lounge Time**

These chairs imitate grown-ups modern design lounge chairs. It can be a stand alone piece that compliments children's room or sit right next to the adults' chair in the house.

Ages

36 Months+

BLUE RIBBON MARKETING CO., LTD
68/4 Moo5 Srisathong, Nakhon Chaisri, Nakhon Pathom 73120 Thailand
www.blueribbon-toys.com

