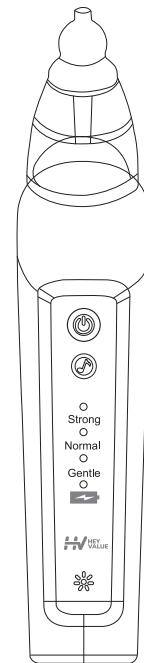


Product instruction



BC025

Heartfelt Thank you

Heyvalue - Designed with everyday value

Heyvalue is one of the most loved lifestyle brand in the world.

We committed to creating modern and thoughtful products that let people enjoy everyday life. We are always passionate and devote to making the ideal products that show love and care.

Thank you for choosing Heyvaule.

For any problem please email us at:

support@heyvaluestore.com
OR SMS HEYVALUE to **(833)524-0498**

Heyvalue creates baby products and we are always here for you.

Best Regards
Jessie

Founder of HEYVALUE



Important Warning!

* The nasal aspirator can NOT be turned on while charging.
* Sucking snot with wrong posture or clean it wrongly might cause liquid overflow/backflow. Motor, PCB board and battery might be damaged if snot or water enter machine body.

1. Keep storage chamber upward while sucking snot, otherwise the snot will backflow
2. Empty and rinse the snot storage chamber when snot collected exceed 1/2 of whole capacity in case overflow

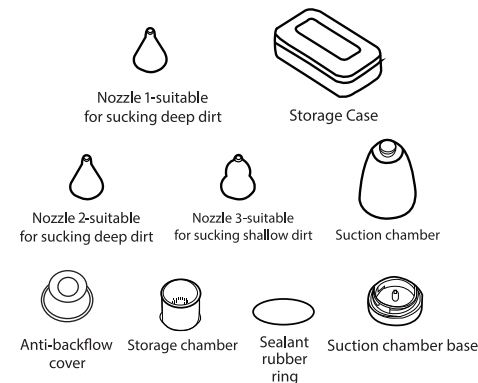
3. Keep storage chamber and device CLEAN and DRY after use

4. If liquid enter machine, remove storage chamber then run machine for 5-10 minutes to drain liquid entered the motor. Wipe away stains afterwards

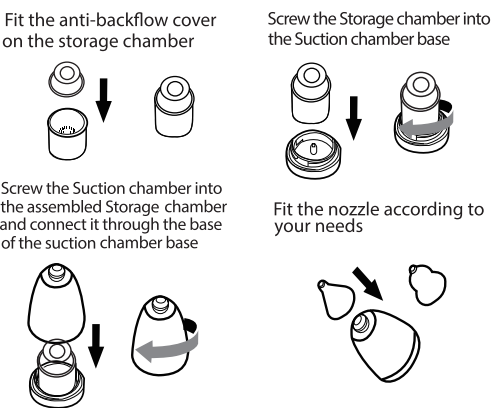
5. To keep the battery healthy, charge the battery to 100% every two months if you do not need to use it for a long time

6. Please ONLY use 5V adapter, voltage over 5V can NOT charge the device

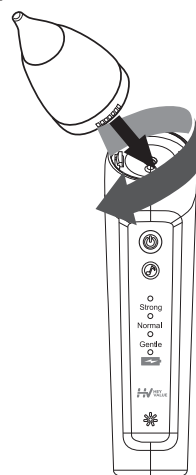
Arts information



Operation of sunction chamber



Connect the Suction chamber to the main body

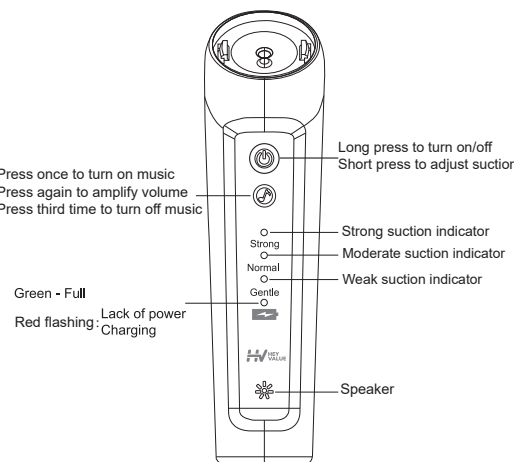


Insert the assembled suction chamber set into the suction port of the main body, rotate it clockwise to ensure it fits tight. Make sure it will NOT fall off in any angle.

Note:

Suction will be weak if the sealant rubber ring falls off. Please check whether the sealant rubber ring around the suction chamber base works well. Fit it tight before screwing the suction set into the suction port.

Explanation of settings



Long press the power button to turn on/off

Suction mode

Suction adjustment: There are three gears for adjustment. Pressing the power button to switch suction between gentle, normal and strong

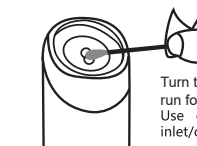
Music: The music is off by default, press once to turn on the music, press again to amplify volume, press third time to turn off music

Battery Indicator will flash when lack of power

Note:

▲ Nasal aspirator can not turn on while charging. Please use while not being charged.

▲ Do not rinse or soak main body



Please use the aspirator in right posture to avoid backflow.



SPECIFICATIONS

SPECIFICATIONS	
Item name	Electric Baby Nasal Aspirator
Model	BC025
Power Supply	3.7V
Input voltage	5V
Battery	500mAh
Material	ABS+food grade PP Material
Certification	FDA, FCC, CE, ROHS, REACH, WEEE, LFGB Made in China

Do Not charge with voltage over 5V adapter, it's not accepted!

Precautions (Please read that carefully before use)

The gourd-type silicone nozzle is suitable for sucking shallow dirt, and the funnel-type nozzle is suitable for sucking deep dirt.

It's easier to suck out the nasal mucus if the suction tip is close to the nasal cavity, cause low pressure will be formed if air cannot get in.

Please always pay attention to the nasal mucus storage chamber during use. If there is too much nasal mucus, it may overflow into the suction port which may cause malfunction of product. In this condition, please turn off the machine and clean it in time. You can use a cotton swab to dry the nasal mucus from the suction port. If the suction port has sucked a lot of nasal mucus, please be sure to shake it out or blow it dry with a hair dryer.

Please remove the suction chamber before cleaning. It is forbidden to immerse the product. The product is not waterproof but the silicone nozzle can be sterilized in boiling water.

Customer Service

HEYVALUE strives for user friendly products for household items. We aim not only to create a product, but also an item that is filled with care love from us to our customers. If you have any issues at all, please contact us directly (**support@heyvaluestore.com**) and we will help you out.

Or SMS HEYVALUE to **(833)524-0498**



Register Your Free Warranty

At HEYVALUE we only use the highest quality products standard-but please don't forget to register for your FREE one year warranty just in case..

https://heyvaluestore.com/warranty

