
Empresa

Home Care Bed

Premium





FAST

Our large warehouse and sophisticated fulfilment systems mean we can deliver with speed. This is supported by our online customer services, making it easy to track orders and re-order.

INTELLIGENT

Years of research and development have allowed us to find care solutions that are affordable, innovative and useful. Our products cover manual handling pressure care and patient safety.

CARE

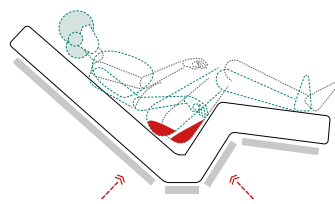

We know our products inside and out and we want to share this knowledge and expertise. We help our customers find the right care solutions, as well as offering ongoing training, support and product maintenance.

Exceptional care

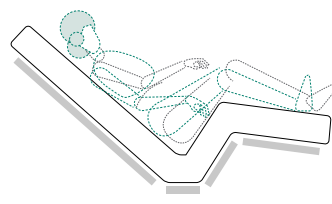
Caregiving is now complemented by the introduction of our dynamic **BodyMove™** system, helping form part of your first line of defence against tissue damage.

When moving from a supine to sitting position in bed, the body naturally lengthens. **Empresa's BodyMove™** auto-regression feature accommodates this change, so not only does it help with pressure distribution, it helps improve comfort too. With all essential clinical features to aid safe nursing and residents' independence, the **Empresa** bed has people at the heart of its design.

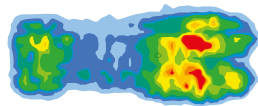
Test results showed a 23% reduction in average pressure over the sacral area with the **Empresa BodyMove** technology, when compared to a standard nursing bed.³



No regression increases friction and shear



BodyMove™ regression reduces friction and shear



Pressure map showing no regression



Pressure map showing **BodyMove™** regression

Ergonomic handling

A comfortable to hold handset with a simple one-touch operation, activates pre-programmed care and comfort positions, as well as other profiling options. And with safety top of mind too, there is a lockout function to prevent unauthorised and inadvertent use, and an auto safety stop, inhibiting the bed from being lowered to below 200 mm.

Helping ensure effortless manoeuvrability and even greater levels of safety, the **Empresa** bed also comes equipped with eight castors and our **UniSafe™** braking system. Moving the bed around the room couldn't be easier and it takes only a single press of a pedal to secure each set of brakes.

Putting you in control.



CARE POSITION



COMFORT POSITION



UNISAFE™ BRAKING SYSTEM



HANDSET



Ultimate flexibility

Everything you need in just one bed. Built-in adjustability gives the option to vary dimensions and a wide range of universal accessories allows you to utilise your assets fully, even when the profile of your resident changes. Combined with less risk of downtime, streamlined procurement and reduced training needs, the **Empresa** bed deserves a closer look.

And clinical functionality supports nursing care when needed, with full height adjustment for caregiver safety – all packaged in a choice of eye-catching and bespoke designs to help showcase your home.

Making life simpler.



FULL NURSING HEIGHT 800mm



1050mm WIDTH ADJUSTMENT



BUILT-IN LENGTH EXTENSION

Design Options



Alexander
Fabric in Dove



Bento
Laminate in White

Accessories



Lifting Pole
BA7830



1050 mm width extension
BA8246
Length extension
BA0964



Bed Lever
BA7842



Folding side rails with bumpers
BA7852
Single folding rail (set x2)
BA7851
King single folding rail (set x2)
BA7853

Technical specification

Overall dimensions (Arc headboard)	1015 mm width x 2090 mm length
Mattress size standard width	900 mm width x 2000 mm length
Mattress size with width extension	1050 mm width x 2000 mm length
Mattress size with length extension	2200 mm length
Mattress platform height	100 mm to 800 mm
UniSafe braking system	2 sets of brakes, each secure 4 castors
8 castors	4 lockable castors; 4 castors to aid manoeuvrability
Castor diameter	63 mm
Maximum lifting pole load	75 kg (12 st)
Auto regression	BodyMove technology
Backrest max. angle	70 degrees
Legrest max. angle	36 degrees
Tredelenburg function	12 degrees
Liquid ingress protection	IPX6
Safe working load	275 kg (43 st)
Max. patient weight	240 kg (38 st)
Warranty	Frame: 10 years Electric/parts: 3 years

BA4280	Qty	Empresa Home Care Bed, Single, Bento White, with Side Panels, 90x200cm
BA4000	1	BED, Empresa, Floorline
BA7875	1	BED ENDS, Empresa, Group-A1, Foot, Bento White, 90cm
BA7876	1	BED ENDS, Empresa, Group-A1, Head, Bento, White, 90cm
BA7877	2	SIDE PANEL, Empresa, Group-A1, Bento White, suit 90cm and 105cm
BA7847	1	BRACKET SET, Empresa Side Panel, set x2

BA4290	Qty	Empresa Home Care Bed, King Single, Bento White, with Side Panels, 107x200cm
BA4000	1	BED, Empresa, Floorline
BA8246	1	WIDTH EXTENSION, Empresa, 105cm
BA7873	1	BED ENDS, Empresa, Group-A1, Foot, Bento White, 105cm
BA7874	1	BED ENDS, Empresa, Group-A1, Head, Bento, White, 105cm
BA7877	2	SIDE PANEL, Empresa, Group-A1, Bento White, suit 90cm and 105cm
BA7847	1	BRACKET SET, Empresa Side Panel, set x2

BA4300	Qty	Empresa Home Care Bed, Single, Bento White, no Side Panels, 90x200cm
BA4000	1	BED, Empresa, Floorline
BA7875	1	BED ENDS, Empresa, Group-A1, Foot, Bento White, 90cm
BA7876	1	BED ENDS, Empresa, Group-A1, Head, Bento, White, 90cm

BA4310	Qty	Empresa Home Care Bed, King Single, Bento White, no Side Panels, 107x200cm
BA4000	1	BED, Empresa, Floorline
BA8246	1	WIDTH EXTENSION, Empresa, 105cm
BA7873	1	BED ENDS, Empresa, Group-A1, Foot, Bento White, 105cm
BA7874	1	BED ENDS, Empresa, Group-A1, Head, Bento, White, 105cm

BA4320	Qty	Empresa Home Care Bed, King Single, Alexander Padded Fabric with Side Panels, 107x200cm
BA4000	1	BED, Empresa, Floorline
BA8246	1	WIDTH EXTENSION, Empresa, 105cm
BA7870	1	BED ENDS, Empresa, Group-A1, Foot, Alexander Dove, 105cm
BA7871	1	BED ENDS, Empresa, Group-A1, Head, Alexander Dove, 105cm
BA7872	2	SIDE PANEL, Empresa, Group-A1, Alexander Dove, suit 90cm and 105cm
BA7847	1	BRACKET SET, Empresa Side Panel, set x2

BA4340	Qty	Empresa Home Care Bed, King Single, Alexander Padded Fabric, no Side Panels, 107x200cm
BA4000	1	BED, Empresa, Floorline
BA8246	1	WIDTH EXTENSION, Empresa, 105cm
BA7870	1	BED ENDS, Empresa, Group-A1, Foot, Alexander Dove, 105cm
BA7871	1	BED ENDS, Empresa, Group-A1, Head, Alexander Dove, 105cm



At Enable we source quality, affordable and innovative products globally and have them available for fast delivery. But we do more than just provide products.

We give the knowledge and support to help our customers grow their business and deliver better life care.



ENABLE LIFECARE PTY LTD

T 1300 370 370

enablelifecare.com.au