

**SPECTRUM**<sup>®</sup>


# Reading

**K**





























## **Focused Practice for Reading Comprehension**

- Letters and sounds
- Word recognition
- Integration of knowledge and ideas
- Key ideas and details
- Answer key



Name \_\_\_\_\_

# The Alphabet













<b>Aa</b> 	<b>Bb</b> 	<b>Cc</b> 
<b>Dd</b> 	<b>Ee</b> 	<b>Ff</b> 
<b>Gg</b> 	<b>Hh</b> 	<b>Ii</b> 
<b>Jj</b> 	<b>Kk</b> 	<b>Ll</b> 
<b>Mm</b> 	<b>Nn</b> 	<b>Oo</b> 
<b>Pp</b> 	<b>Qq</b> 	<b>Rr</b> 
<b>Ss</b> 	<b>Tt</b> 	<b>Uu</b> 
<b>Vv</b> 	<b>Ww</b> 	<b>Xx</b> 
<b>Yy</b> 	<b>Zz</b> 	

**Directions:** Say each letter and the picture next to it aloud.

**Home Practice:** Review the alphabet and practice together any letter that may be especially hard for your child to say, remember, or learn.

Name \_\_\_\_\_

## Same and Different



**Directions:** In each row, put an **X** on the object that is a different color than the others.

**Home Practice:** Point to an object in each row. Ask your child to find or name an object in the room that is the same color.

Name \_\_\_\_\_

## Colors






green

yellow



orange

red




purple

brown



blue

black



**Directions:** Have students point to each color and then to each color name.


**Home Practice:** Ask your child to find something else in the room that matches each color.

Spectrum Reading Kindergarten



Name \_\_\_\_\_

## Match the Picture

Matt blows a bubble with his gum.



Tia and Erik painted a rainbow together.



**Directions:** Read the sentence in the box aloud. Have students circle the picture that matches the sentence.

**Home Practice:** Ask your child to tell a story about each series of pictures.


Name \_\_\_\_\_

## Match the Picture

Mama Duck is mad at Baby Duck.

Mama Duck loves Baby Duck.

Mama Duck cannot find Baby Duck.



Ana takes a bath.

Ana breaks the dishes.

Ana washes the dishes.







**Directions:** Read the sentences in the box aloud. Have students circle the sentence that matches the picture below it.

**Home Practice:** Ask your child to choose one of the sentences that he or she did not circle and draw a picture to illustrate it.

Name \_\_\_\_\_

# Classifying



**Directions:** Circle the objects that go together in each box.

**Home Practice:** Have your child tell you how the objects that go together are related.

Name \_\_\_\_\_

## Matching Words



top

cap

top

top




cap

cap

pig

cap




pig

top

pig

pig



egg

egg

egg

top



cub

cap

cub

cub

**Directions:** Circle the words that match the first word.

**Home Practice:** Have your child point to other words in the workbook that match.

Spectrum Reading Kindergarten



Name \_\_\_\_\_

## Matching Words


do	do	you	do
you	the	you	do
smell	do	smell	smell
the	the	you	the
cake	cake	smell	cake

**Directions:** Circle the words that match the first word.

**Home Practice:** Have your child point to other words in the workbook that match.


Name \_\_\_\_\_

## Missing Letters



bed

b \_ \_ d



sun

\_ \_ \_ un




saw

sa \_ \_



man

\_ \_ \_  
m \_ \_ n



pen

\_ \_ \_  
\_ \_ \_ en


**Directions:** Write the missing letter in each word.

**Home Practice:** Have your child name the letters in each word.


Name \_\_\_\_\_

# How Many?

1 1



2 2




3 3



4 4



5 5



**Directions:** Trace each numeral and then write it. Then, draw a line from the numeral to the picture set it represents.

**Home Practice:** Ask your child to name the objects and count each set aloud.