

GRADE 12

Mathematics

PRE-CALCULUS

**B.C.
EDITION**



COMPLETE GRADE 12 MATH CURRICULUM

- ✧ questions ranging from easy to advanced
- ✧ step by step guided examples
- ✧ chapter tests included

more than just a book (see inside)

DYNAMIC MATH

HOMework

create free
account

math-help.ca

DYNAMIC
DC
CLASSROOM


Copyright Dynamic Classroom Inc.


MH
math-help.ca


WHY DYNAMIC MATH?

Dynamic Math workbooks are written by teachers directly for each province. This ensures that you are getting the exact same material that is being taught in the classroom. Our teachers also produce engaging online content to further support and enhance learning.

MORE THAN JUST A BOOK!

 math-help.ca

 Unlock extra content online

 Go to www.math-help.ca/p/free

- ✓ Get extra practice with worksheets, flashcards, and more
- ✓ Challenge yourself with our fun "puzzlers" and games
- ✓ We're always adding more ... so check back often



Suite 207 8501 162nd Street
Surrey, BC V4N 1B2



604.592.9309



sales-inquiries@dynamic-classroom.ca



www.dynamic-classroom.ca

Contributing Authors: Alan R. Taylor, Ed.D. & Bill Kokoskin, M.A.

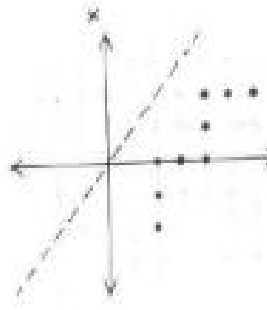
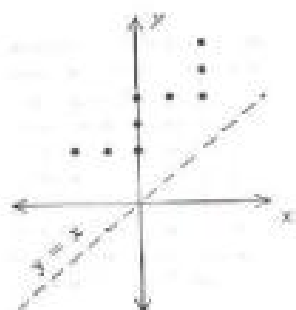
All rights reserved. Reproduction is strictly prohibited. This resource guide is licensed to the end user for PERSONAL use only. Photocopying for distribution is NOT permitted.

Copyright 2018 Dynamic Classroom Inc.

Table of Contents

Mathematics 12 – Pre-Calculus

	Page		Page
Unit 1 – Transformations		Unit 5 – Trigonometric Angles and Graphs	
1.1 Relations and Functions	2	5.1 Angle and Degree Measure	163
1.2 Transformational Geometry	10	5.2 Angles in Standard Position	167
Review of Linear and Quadratic Functions	19	5.3 Special Angles	178
1.3 Vertical and Horizontal Translations	23	5.4 Graphs of Trigonometric Functions	184
1.4 Compressions and Expansions	29	5.5 Transformations of Trigonometric Functions	190
1.5 Reflections and Inverses	38	<i>Curricular Competencies</i>	202
<i>Curricular Competencies</i>	49	<i>Aboriginal Applications</i>	203
<i>Aboriginal Applications</i>	50		
Unit 2 – Polynomial Functions and Equations		Unit 6 – Trigonometric Equations and Identities	
2.1 Division of Polynomials	54	6.1 Basic Trigonometric Identities	209
2.2 Remainder Theorem	60	6.2 Sum and Difference Identities	215
Factoring – A Brief Review	64	6.3 Double Angle Identities	218
2.3 Zero-Product Property	69	6.4 Basic Trigonometric Equations	221
2.4 Factor Theorem	74	6.5 Applications of Trigonometric Equations	227
2.5 Rational and Number of Roots Theorems	78	<i>Curricular Competencies</i>	232
2.6 Function Model	81		
2.7 Polynomial Functions	84	Unit 7 – Exponents and Logarithms	
2.8 Solving Polynomial Inequalities	92	7.1 Review of Exponents	236
2.9 Using a Graphing Calculator	96	7.2 Exponential Functions	240
<i>Curricular Competencies</i>	102	7.3 Logarithmic Functions	244
<i>Aboriginal Applications</i>	103	7.4 Properties of Logarithms	255
		7.5 Solving Exponential and Logarithmic Equations	259
Unit 3 – Rational and Radical Functions		7.6 Solving Exponential and Logarithmic Identities	263
3.1 Radical Functions	108	7.7 Application Problems and Exponents and Logarithms	265
3.2 Radical Equations	117	Questions without a Calculator	273
3.3 Asymptotes and Point Discontinuities	120	<i>Curricular Competencies</i>	278
3.4 Rational Functions	124	<i>Aboriginal Applications</i>	279
3.5 Rational Equations	130		
<i>Curricular Competencies</i>	134	Unit 8 – Geometric Sequences and Series	
		8.1 Geometric Sequences	284
Unit 4 – Composite Functions and Operations		8.2 Geometric Series	288
4.1 Addition and Subtraction of Functions	138	8.3 Sums of Infinite Geometric Series	293
4.2 Multiplication and Division of Functions	142	<i>Curricular Competencies</i>	297
4.3 Composite Functions	146	<i>Aboriginal Applications</i>	298
4.4 Using a Graphing Calculator to Graph Operations with Functions	149		
4.5 Using a Graphing Calculator to Graph Composite Functions	154	Answers to Exercises and Unit Tests	302
<i>Curricular Competencies</i>	158		



UNIT 1

TRANSFORMATIONS

1.1 Relations and Functions (Review)

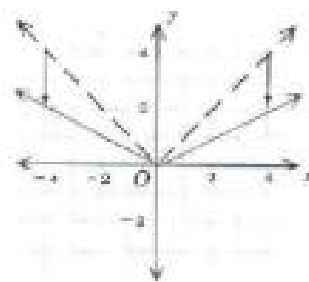
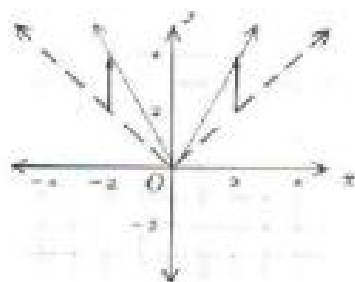
1.2 Transformational Geometry

Review of Linear and Quadratic Functions

1.3 Vertical and Horizontal Translations

1.4 Compressions and Expansions

1.5 Reflections and Inverses



1.1 Relations and Functions (Review)

Before we work with transformations of functions and their related equations, it is important to review what is meant by a **relation** and a **function**. In this section, we will look at relations and functions, in addition to their corresponding equations and graphs.

Relation

A relation is a set of ordered pairs. As a result, every graph is a relation. A relation can be thought of as a set of ordered pairs. All first elements in the set of ordered pairs are called the domain while all second elements determine the range.

Relations can be shown in several ways, among them the following: as a word description, a set of ordered pairs, an equation or inequality, or as a graph. An example of a relation shown in each of these ways is next.

Word description

An output number is determined by multiplying an input number by 2 and then adding 1.

Equation

$$y = 2x + 1$$

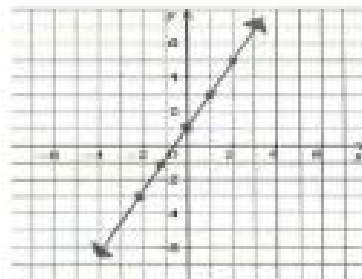
Set of ordered pairs

$(0, 1), (-\frac{1}{2}, 0), (1, 3), (2, 5), (-1, -1), (-2, -3), \dots$

Table of values

x	0	$-\frac{1}{2}$	1	2	-1	-2	-	-
y	1	0	3	5	-1	-3	-	-

Graph



In the preceding graph of $y = 2x + 1$

\uparrow \uparrow
 Output Input

x is the independent variable.

y is the dependent variable.

The domain is all real numbers (all possible values of x).

The range is all real numbers (all possible values of y).

Examples of Relations

Ordered Pairs

$(2, 3), (3, 5), (4, 6), (5, 8)$

2, 3, 4, 5

3, 5, 6, 8

$(-2, 3), (-\frac{1}{2}, 4), (0, \frac{9}{2}), (2, 6)$

$-2, -\frac{1}{2}, 0, 2$

$3, 4, \frac{9}{2}, 6$

Equations

$y = 3$

all real numbers

3

$x = y$

all real numbers

all real numbers

$y = |x|$

all real numbers

all reals ≥ 0

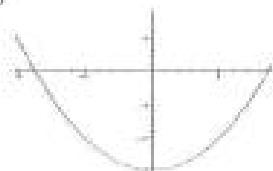
$x^2 + y^2 = 1$

$-1 \leq x \leq 1$

$-1 \leq y \leq 1$

Graphs

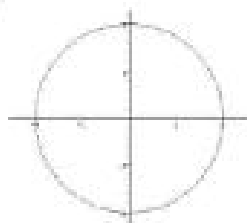
$y = x^2 - 3$



all real numbers

all real numbers ≥ -3

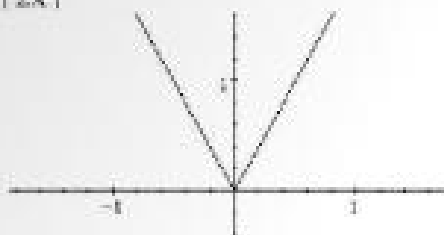
$x^2 + y^2 = 4$



$-2 \leq x \leq 2$

$-2 \leq y \leq 2$

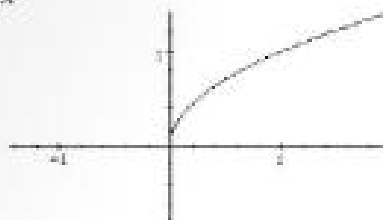
$$y = |2x|$$



All real numbers

$$y \geq 0$$

$$y = \sqrt{x}$$



$$x \geq 0$$

$$y \geq 0$$

Function

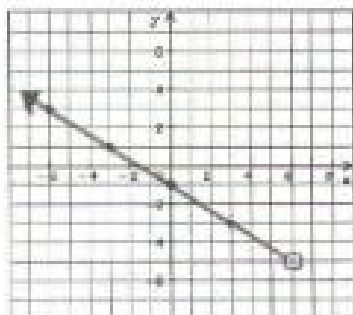
A **function** is a special kind of relation that exists between numbers or variables with the following rule: for every valid input number, there is a single output number. In other words, for every x , there is only one y .

Example: $y = x^2$ is a function since only 1 value of y results from every value of x .
 $x = y^2$ is not a function, for example if $x = 4$, y could equal either 2 or -2.

The **domain** of a function is the set of all possible input numbers called the independent variable (all values of x that work).

The **range** is the set of all possible output numbers, called the dependent variable (all values of y that work).

Example: What is the domain and range of the following function?



Domain, set of "x's"

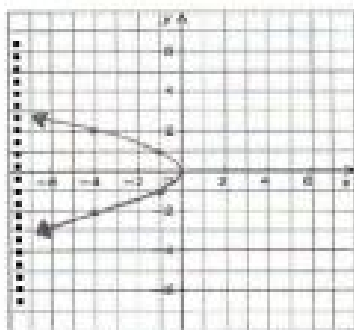
$$\therefore \text{all real numbers } < 6$$

Range, set of "y's"

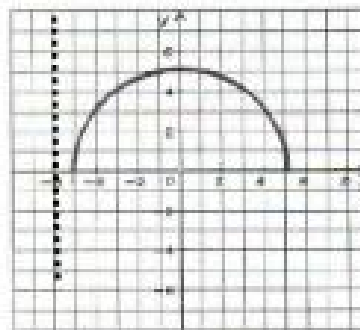
$$\therefore \text{all real numbers } > -5$$

A quick way to determine whether a relation is a function or not is to do a vertical line test on the graph of the relation. If only one value of y can be found for every value of x , then we know that the relation is function.

Example: Which of the following are graphs of functions?



The above graph is **not** a function since the vertical dotted line intersected it in more than one location.



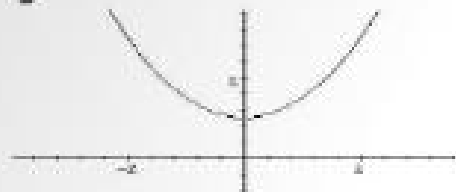
The above graph is a function since any vertical line will intersect it in only one location.

Several examples of relations are shown next, some are functions and others are not.

Examples of Relations	Function?	Reason
<u>Ordered Pairs</u> (2, 3), (3, 5), (4, 6), (5, 8)	Yes	Each value in the domain has a unique value in the range.
(1, 3), (2, 4), (3, 5), (1, 6)	No	When $x = 1$ there is more than one value of y (e.g. 3 and 6).
<u>Equations</u> $y = 2x + 1$	Yes	Each value in the domain has exactly one value in the range.
$x^2 + y^2 = 1$	No	There is more than one value of y for all but two values of x (when $x = 0$, $y = \pm 1$).

Graphs

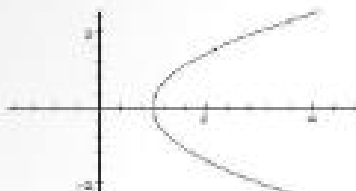
$$y = \frac{1}{2}x^2 + 1$$



Yes

There is exactly one value of y for each value of x .

$$x = \frac{1}{2}y^2 + 1$$



No

There are two values of y for each value of $x > 1$.

In our review of functions and relations, we stated that a **function** is a special kind of relation that exists between numbers or variables with the following rule: for every valid input number, there is a single output number. In other words, for every x , there is only one y .

To quickly distinguish between a function and a relation when using an equation we use a special notation for a function. It is called **f of x notation**, as described next.

Using $f(x)$ Notation

Functions are usually denoted using “ f of x ” notation ($f(x)$), which is another name for the dependent variable, y .

Examples:

$f(2) = 3$	means that function f maps 2 to 3
$f(-1) = 2$	means that function f maps -1 to 2
$f(x) = y$	means that function f maps x to y

Examples with Solutions

$$f(x) = 2x - 7$$

$$f(3)$$

$$2(3) - 7 = -1$$

$$f(-5)$$

$$2(-5) - 7 = -17$$

$$f(x+1)$$

$$2(x+1) - 7 = 2x - 5$$

$f(x) = x^2 + x - 1$	$f(-2)$	$(-2)^2 + (-2) - 1 = 4 - 2 - 1 = 1$
	$f(x + 1)$	$(x + 1)^2 + (x + 1) - 1 = x^2 + 3x + 1$
	$f(-x)$	$(-x)^2 + (-x) - 1 = x^2 - x - 1$
	$-f(x)$	$-(x^2 + x - 1) = -x^2 - x + 1$
$g(x) = \sqrt{x + 2} - 1$	$g(7)$	$\sqrt{7 + 2} - 1 = \sqrt{9} - 1 = 3 - 1 = 2$
	$g(-1)$	$\sqrt{-1 + 2} - 1 = \sqrt{1} - 1 = 1 - 1 = 0$
$h(x) = \frac{x^2 + x}{x - 1}$	$h(2)$	$\frac{2^2 + 2}{2 - 1} = \frac{6}{1} = 6$
	$h(-1)$	$\frac{(-1)^2 + (-1)}{(-1) - 1} = \frac{1 - 1}{-2} = \frac{0}{-2} = 0$
	$h(x - 1)$	$\frac{(x - 1)^2 + (x - 1)}{(x - 1) - 1} = \frac{x^2 - 2x + 1 + x - 1}{x - 2} = \frac{x^2 - x}{x - 2}$

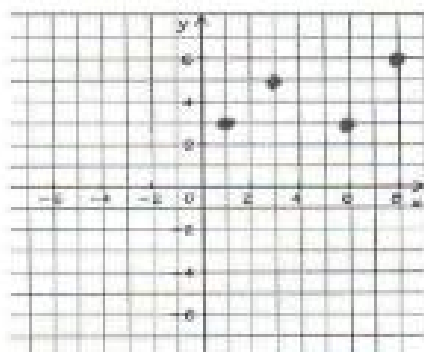
Exercises 1.1

1. Find the domain and range of each function.

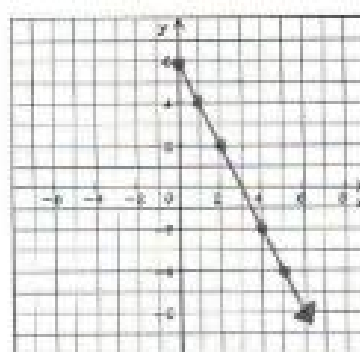
a. $(1, 5), (2, 7), (3, 7), (5, 8)$

b. $(-2, 4), (0, 3), (0.5, 4), (1.5, 4)$

c.



d.



e. $y = x^2$

f. $y = |x| + 1$

2. Which of the following relations are functions?

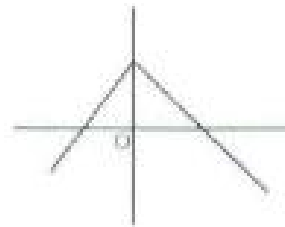
a. $(1, -1), (1, 2), (7, 7), (8, 8)$

b. $(5, 3), (6, 3), (7, 7)$

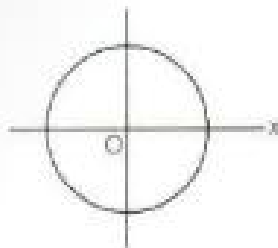
c.



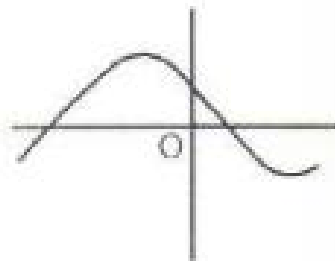
d.



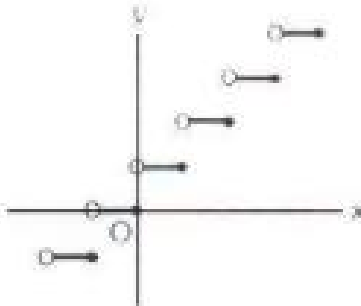
e.



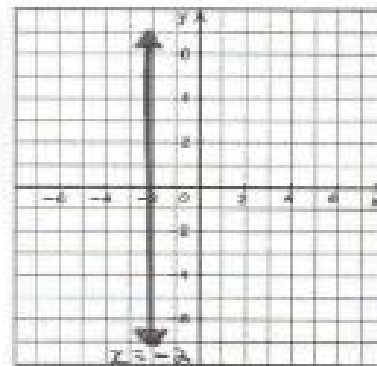
f.



g.



h.



3. If $f(x) = (x + 5)^2$, find

a. the domain

b. the range

c. $f(2)$

d. $f(-2)$

e. $f(2x)$

f. $f(x + 1)$

4. If $f(x) = -2(7 - x^2)$ find

a. $f(-2)$

b. $f(0)$

c. $f(\sqrt{2})$

d. $f(x + 1)$

5. If $f(x) = 2x^2 - \frac{1}{2}$, find

a. the domain

b. the range

c. $f(-2)$

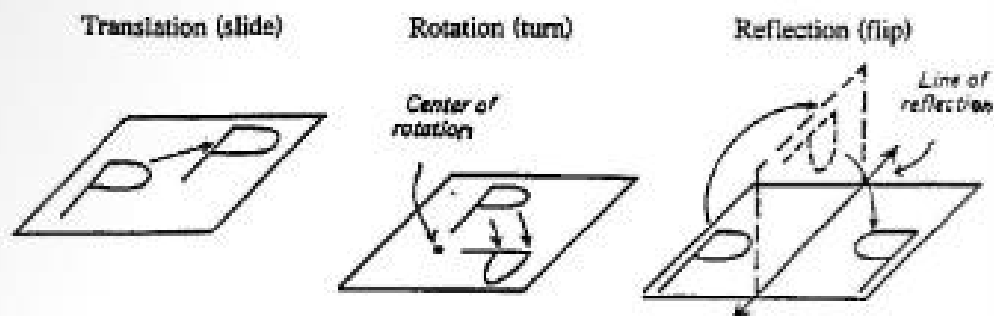
d. $f\left(\frac{1}{2}\right)$



1.2 Transformational Geometry

Transformational Geometry

Transformational geometry is the study of change in position or the transforming of geometric figures. There are three transformations that do not change size or shape: 1) **translation**, 2) **reflection**, and 3) **rotation**.



Stretch or Dilation

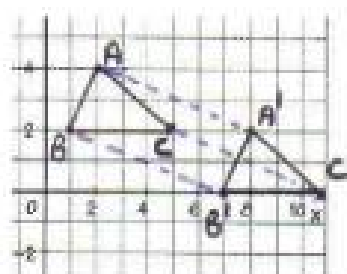
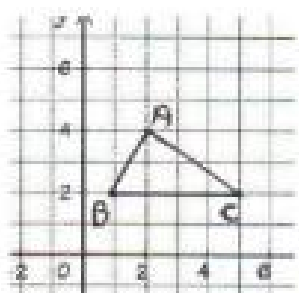
A fourth transformation, 4) **stretch** or **dilation**, changes the size of a figure but keeps it similar to the original figure.

Translations

A **translation** or slide is a change in position that can be described by length and direction.

Examples:

1. Translate $\triangle ABC$ 6 units right and two units down



Features of the solution:

- The point A moves 6 right 2 down, becoming A'.
- Point B moves 6 right 2 down, becoming B'.
- Point C moves 6 right 2 down, becoming C'.

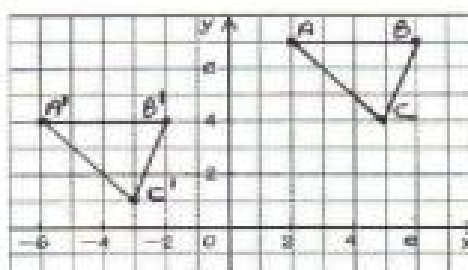
Notice that when a figure is translated

1. the lengths of the sides are unchanged,
2. the measure of the angles are unchanged, and
3. the position of the figure has moved.

After the translation

$\triangle ABC \cong \triangle A'B'C'$ because all the 6 corresponding parts are congruent (3 angles & 3 sides).
 The lines joining the corresponding points and their images are parallel ($AA' \parallel BB' \parallel CC'$).
 The corresponding sides of the original figure and its image are parallel ($AC \parallel A'C'$, $AB \parallel A'B'$, and $BC \parallel B'C'$).

2. Describe the following translation of $\triangle ABC$.



$\triangle ABC$ is translated 8 units left and 3 units down.
 The translation can be written as $(x, y) \rightarrow (x - 8, y - 3)$.

3. What are the coordinates of the given point $(2, -3)$ under each translation?
- $(x, y) \rightarrow (x + 5, y + 2)$
 - $(x, y) \rightarrow (x - 3, y + 2)$
 - $(x, y) \rightarrow (x + 4, y - 1)$

Substitute $(2, -3)$ into each translation

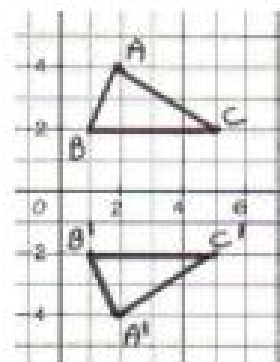
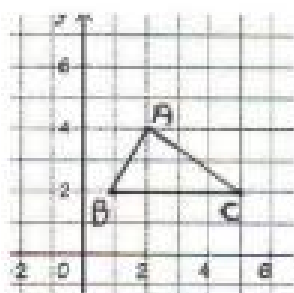
- | | | |
|-----------------------------|------------------------------|-----------------------------|
| a. $(x + 5, y + 2)$ | b. $(x - 3, y + 2)$ | c. $(x + 4, y - 1)$ |
| $(2 + 5, -3 + 2) = (7, -1)$ | $(2 - 3, -3 + 2) = (-1, -1)$ | $(2 + 4, -3 - 1) = (6, -4)$ |

Reflections

A **reflection** is a transformation where a figure is flipped over a mirror or reflection line. The image is always the same distance from the mirror as the figure.

Examples:

1. Reflect $\triangle ABC$ over the x -axis.



**ANSWERS TO
EXERCISES AND
UNIT TESTS**

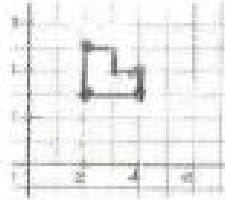
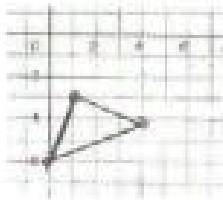
UNIT 1

Exercises 1.1 (page 7)

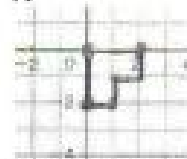
1. a) Domain: 1, 2, 3, 5; Range: 5, 7, 8
 b) Domain: -2, 0, 0.5, 1, 5; Range: 3, 4
 c) Domain: 1, 3, 6, 8; Range: 3, 5, 6
 d) Domain: $x \geq 0$; Range: $y \leq 6$
 e) Domain: all reals; Range: $y \geq 0$
 f) Domain: all reals; Range: $y \geq 1$
2. a) No b) Yes c) No d) Yes e) No f) Yes
 g) Yes h) No
3. a) Domain: all reals
 b) Range: $y \geq 0$ c) 49 d) 9 e) $4x^2 + 20x + 25$
 f) $x^2 + 12x + 36$ 4. a) -6 b) -14 c) -10
 d) $2x^2 + 4x - 12$ 5. a) Domain: all reals
 b) Range: $y \geq -\frac{1}{2}$ c) 7.5 d) 0

Exercises 1.2 (page 16)

1. a) b)

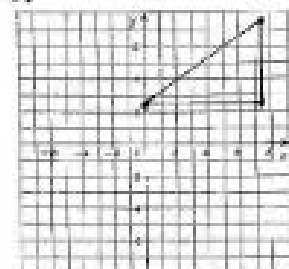


2. 8 units left and 6 units up 3. a) (-6, -2)
 b) (0, -3) c) (-7, -1) d) (-16, 0) 4. (-2, 6)
 5. a) (2, -3) b) (-1, -4) 6. a) (-2, 3) b) (1, 4)
 7.



8. A (2, 6), B (1, 1), C (5, 2)

9.



10. a) (4, 7) b) (-4, -7) c) (10, 7) d) (-4, -1)

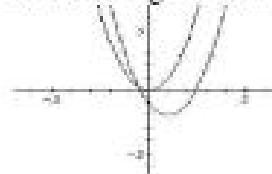
Exercises 1.3 (page 26)

- 1.
- $y = f(x - 2)$
- 2.
- $y = (x - 1)^2 - 1$

3.



4. 6 right and 8 down 5. 4 down
 6. a) $R \leftrightarrow (-4, 6)$ b) $S \leftrightarrow (-1, -3)$
 c) $T \leftrightarrow (-5, 0)$ d) (-6, 0) 7. $y = (x - 3)^2$
 8. a) 3 units left, 3 units down b) $y \geq -2$
 9. 1 unit right and 2 units down




Exercises 1.4 (page 34)

1. a) Replace x with $\frac{1}{2}x$. b) Replace x with $\frac{1}{5}x$.
 c) Replace x with $\frac{1}{6}x$. d) Replace x with $\frac{2}{3}x$.
 e) Replace x with $\frac{3}{5}x$. f) Replace x with $\frac{5}{8}x$.
2. a) Replace x with $3x$. b) Replace x with $6x$.
 c) Replace x with $\frac{3}{2}x$. d) Replace x with $\frac{5}{3}x$.
3. a) horizontal expansion by a factor of 2
 b) horizontal compression by a factor of $\frac{1}{2}$

4. $y = 9x^2 + 1$

5.



6. a) vertical expansion by a factor of 4
 b) vertical compression by a factor of $\frac{1}{3}$
 c) horizontal compression by a factor of $\frac{1}{3}$
 d) horizontal expansion by a factor of 4
 e) vertical expansion by a factor of 2 and a horizontal compression by a factor of $\frac{1}{3}$
 f) vertical compression by a factor of $\frac{1}{3}$ and a horizontal expansion by a factor of 2
7. a) $y = 2|x|$ or $y = |2x|$ b) $y = \frac{1}{2}x^2$
 c) $y = 2(x + 2)$ d) $y = 0.5x^3$ e) $y = 2\left(\frac{4}{x^2 + 1}\right)$

8. a) 0, -1, 2 b) 0, -3, 6

Exercises 1.5 (page 43)

1. $y = -(3x^2 + 2x - 3) = -3x^2 - 2x + 3$

(change to the graph of $y = -f(x)$)

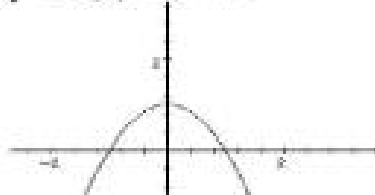
2. $y = 3(-x)^2 + 2(-x) - 3 = 3x^2 - 2x - 3$

(change to the graph of $y = f(-x)$)

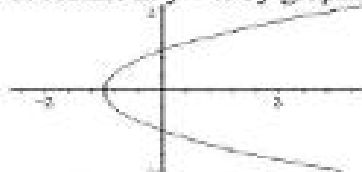
3. $x = 3y^2 + 2y - 3$ (change to $x = f(y)$)

4. reflect in x-axis by graphing

$y = -f(x) = -x^2 + 1$



5. reflect in $y = x$ by graphing $x = y^2 - 1$



6. It is reflected through the y-axis.

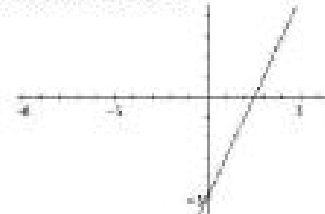
7. It is reflected through $y = x$.

8. It is reflected through the x-axis.

9. a) (-1, -8) b) (1, 8) 10. a) $y = -3x^2 + x + 3$

b) $y = 3x^2 + x - 3$ c) $x = 3y^2 - y - 3$

11. $y = -x^3 - x^2$ 12. (2, -7) 13. The reflected line has the equation $y = 2x - 3$ and the graph is shown below.



14. $y = x^2 + 1$ 15. $x = \sqrt{y} + y$ 16. $f^{-1}(x) = \frac{x+1}{6}$

Unit 1 Test (page 51)

1. a) Domain: all reals; Range: all reals

b) Domain: all reals $\neq 0$; Range: all reals $\neq 0$

c) Domain: all reals; Range: all reals ≥ 0

d) Domain: all reals ≤ 4 ; Range: all reals ≥ 0

2. a) No b) Yes 3. a) 1 b) 1 c) $\sqrt{3}$

d) $\frac{1}{2}\sqrt{19}$ 4. a) (-5, 0) b) (5, 4) 5. a) (2, 5)

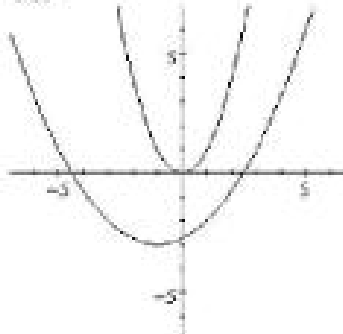
b) (-8, 3) 6. a) (-2, 4) b) (3, 2) 7. a) (-1, 2)

b) (5, -9) 8. $y = -(x + 2)^2 - 5$ 9. horizontal shrink by a factor of $\frac{1}{\sqrt{2}}$ and translation of 3 units

right and 1 unit up 10. a) $y = \frac{1}{9}x^2$ b) $y = 16x^2$

c) $y = -x^2 + 4$ d) $y = \frac{1}{25}x^2 - 7$ 11. horizontal compression by a factor of $\frac{1}{3}$ and a translation of 3 units up

12.



horizontal expansion by a factor of 2, then 1 unit left and 3 units down

UNIT 2

Exercises 2.1 (page 58)

1. $x^2 + 2x + 4 = (x - 1)(x + 3) + 7$

2. $2x^2 - x + 4 = (x - 2)(2x + 3) + 10$

3. $3x^2 - 2x + 1 = (x - 3)(3x + 7) + 22$

4. $2x^3 + 3x^2 - 8x + 4 = (x - 1)(2x^2 + 5x - 3) + 1$

5. $3x^3 + 2x^2 - 7x + 3 = (x - 1)(3x^2 + 5x - 2) + 1$

6. $3x^3 - 20x + 11 = (x + 3)(3x^2 - 9x + 7) - 10$

7. $4x^3 - 50x + 34 = (x + 4)(4x^2 - 16x + 14) - 22$

8. $4x^3 + x + 3 = (2x - 1)(2x^2 + x + 1) + 4$

9. $9y^3 + 2y + 1 = (3y - 1)(3y^2 + y + 1) + 2$

10. $x^3 - 64 = (x - 4)(x^2 + 4x + 16) + 0$

11. $6x^3 - 4x^2 - 9x - 3 = (2x^2 - 3)(3x - 2) - 9$

12. $10x^3 + 2x^2 - 5x - 2 = (2x^2 - 1)(5x + 1) - 1$

13. $x + 12$ 14. $k = 12$ 15. $k = 4$

Exercises 2.2 (page 62)

1. a) -4 b) 18 c) 21 d) 7 e) 43 f) 1 g) 2

2. a) 1 b) 0 c) -1 d) -29 e) 43 f) $\frac{8}{3}$ g) -37

3. a) -2 b) 2 c) -5 d) -17 4. a) $a = 6, b = -5$

b) $a = 2, b = -2$ c) $a = 4, b = -3$

Exercises 2.3 (page 72)

1. {6, 3} 2. {8, -6} 3. {-4, -7} 4. {0, 5}