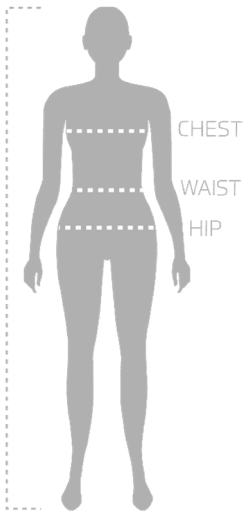


Our athletic apparel is designed to be next to your skin. For a loose fitting jacket/jersey/top, please plan to order up one to two sizes. We offer a Size Guarantee which will allow you to return or replace an item that doesn't fit. The Size Guarantee must be exercised within 30 days of delivery. One size remake per item. Expect 3-4 weeks to receive. Garment is returned at customer's expense & must be received prior to refund or remake. All items are made to order. We do not carry inventory.


WHAT TO MEASURE:

CHEST: Measure under your arms around the fullest part of your chest.

WAIST: Measure around natural waistline, keeping the tape a bit loose.

HIP: Measure around the fullest part of your body at the top of your leg.

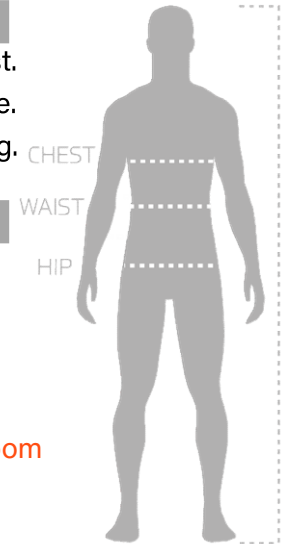
BETWEEN SIZES?

Do you like a **tight fit? Go for the smaller size.**

Prefer the **looser fit? Go for the larger size.**

The Apex line runs small. We suggest sizing up in Apex.

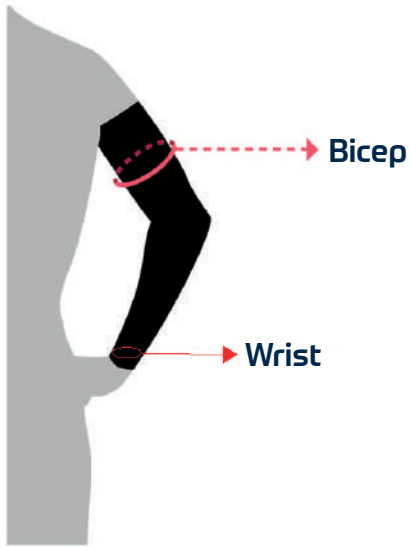
We offer two cuts for cycling jerseys: **RACE CUT** is a tighter, shorter, closer fitting cut. **CLUB CUT** is a longer, more relaxed fit, with more room across chest & shoulders with a longer length.



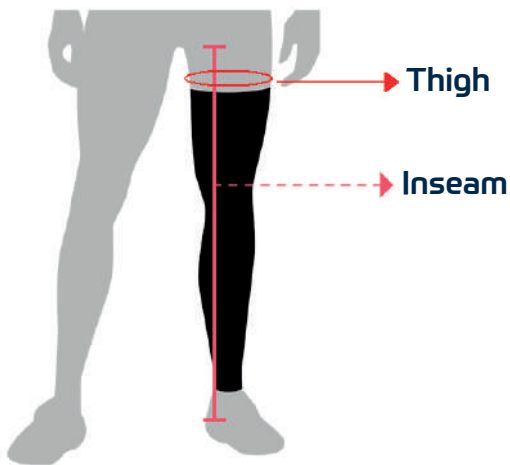
WOMEN'S SIZING*	Chest [in]	Waist [in]	Hip [in]	Based on Height of [ft/in]*
XS	29 - 31	22 - 24	31 - 33	5' 2" & under
Small	31 - 33	24 - 27	34 - 36	5' 1" - 5' 5"
Medium	33 - 35	27 - 29	36 - 39	5' 4" - 5' 8"
Large	35 - 37	29 - 32	39 - 42	5' 7" - 5' 10"
XL	37 - 39	32 - 35	42 - 45	5' 10" & up
2XL	39 - 41	35 - 38	45 - 48	5' 10" & up
3XL	41 - 44	38 - 40	48 - 51	5' 10" & up
4XL	44 - 47	40 - 43	51 - 54	5' 10" & up
5XL	47 - 50	43 - 46	54 - 57	5' 10" & up
6XL	50 - 53	46 - 49	57 - 60	5' 10" & up

MEN'S SIZING*	Chest [in]	Waist [in]	Hip [in]	Based on Height of [ft/in]*
XS	32 - 34	26 - 28	33 - 35	5' 5" & under
Small	34 - 36	28 - 31	35 - 37	5' 4" - 5' 8"
Medium	36 - 38	31 - 33	37 - 40	5' 7" - 5' 11"
Large	38 - 40	33 - 36	40 - 42	5' 10" - 6' 2"
XL	40 - 42	36 - 38	42 - 44	6' 1" - 6' 5"
2XL	42 - 45	38 - 40	44 - 46	6' 1" - 6' 5"
3XL	45 - 48	40 - 43	46 - 48	6' 3" & up
4XL	48 - 51	43 - 46	48 - 50	6' 3" & up
5XL	51 - 53	46 - 48	50 - 53	6' 3" & up
6XL	53 - 56	48 - 51	53 - 56	6' 3" & up

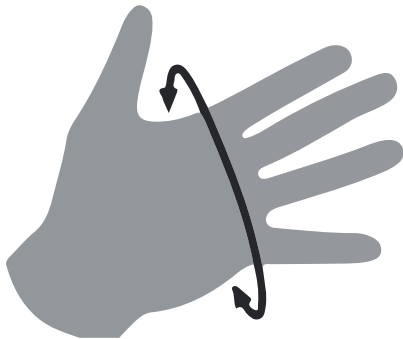
* **Chest, Waist & Hip** are the most critical measurements. Some apparel items have sleeve and shorts length options to match your preferences. "Based on Height of" measurements may be used to compare with your own height to decide if you would want to choose length options.



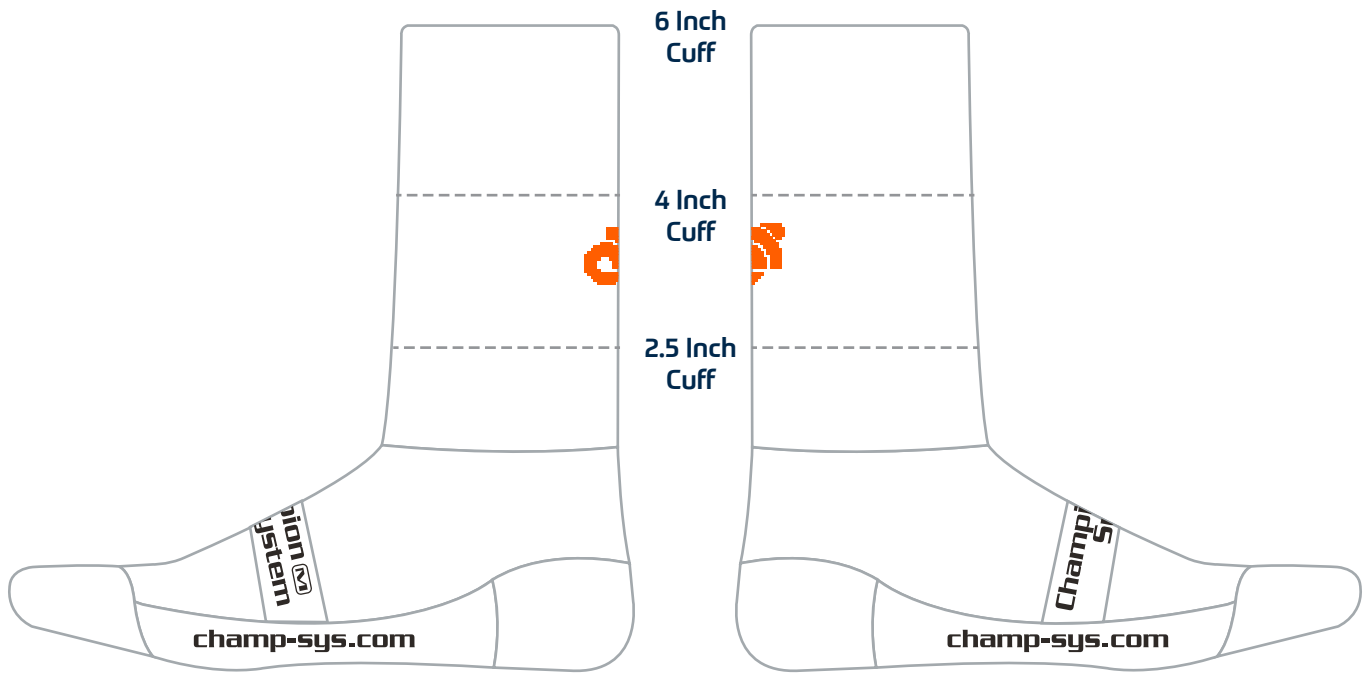
Size	1. Wrist (inch)	2. Bicep (inch)
XS	6	11
S	6.5	12
M	7	13
L	7.5	14
XL	7.75	15



Size	1. Thigh (inch)	2. Inseam (inch)
XS	20	30 or less
S	21	31
M	22.5	32
L	24	33
XL	25	34



Hand Circumference without Thumb		
	(inch)	(cm)
XS	6 - 7	16 - 18
S	7 - 8	18 - 20
M	8 - 9	20 - 23
L	9 - 10	23 - 26
XL	10 - 11	26 - 28



Shoe Cover / Sock Size	Shoe Size				
	US Men's	US Women's	UK Men's	UK Women's	EU
XS	5	6	4 - 5.5	3.5 - 5	36 - 38
S	5 - 8	6 - 9.5	5.5 - 7.5	5 - 7	38 - 41
M	8 - 10	9.5 - 11	7.5 - 10	7 - 9.5	41 - 44
L	10 - 12	11+	10 - 11.5	9.5 - 11	44 - 46
XL	12+		11.5+		46+