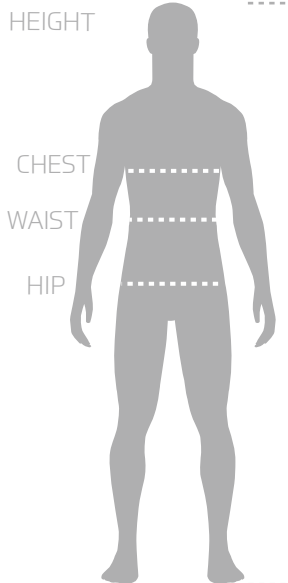


Our athletic apparel is designed to be next to your skin. For a loose fitting jacket/jersey/top, please plan to order up one to two sizes. We offer a size guarantee which will allow you to return or replace an item that doesn't fit. The size guarantee **must be exercised within 30 days of delivery**. One size remake per item. Expect 3-4 weeks to receive. Garment is returned at customer's expense & must be received prior to refund or remake. All items are made to order. We do not carry inventory.



How to Measure

To choose the correct size for you, measure your body as follows:

CHEST: Measure under your arms around the fullest part of your chest.

WAIST: Measure around natural waistline, keeping the tape a bit loose.

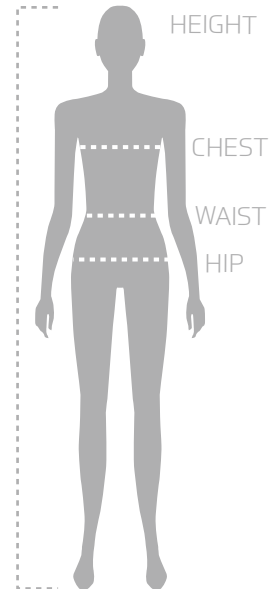
HIP: Measure around the fullest part of your body at the top of your leg.

Between Sizes?

Do you like a **tight fit**? Go for the **smaller size**. Prefer the **looser fit**? Go for the **larger size**.

-The Apex line runs small. We suggest sizing up in Apex.

-We offer **two cuts for cycling jerseys: RACE CUT is a tighter, shortener, closer fitting cut. CLUB CUT is a longer more relaxed fit, with more room across chest & shoulders with a longer length.**



WOMEN'S SIZING*

	Height (ft/in)	Chest (in)	Waist (in)	Hip (in)
X Small	5' 2" & under	30 - 32	22 - 24	31 - 33
Small	5' 1" - 5' 5"	32 - 34	24 - 27	33 - 35
Medium	5' 4" - 5' 8"	34 - 36	27 - 29	35 - 38
Large	5' 7" - 5' 10"	36 - 38	29 - 32	38 - 41
X Large	5' 10" and up	38 - 41	32 - 35	41 - 44
2X Large	5' 10" & up	41 - 43	35 - 38	44 - 47
3X Large	5' 10" and up	43 - 45	38 - 40	47 - 50

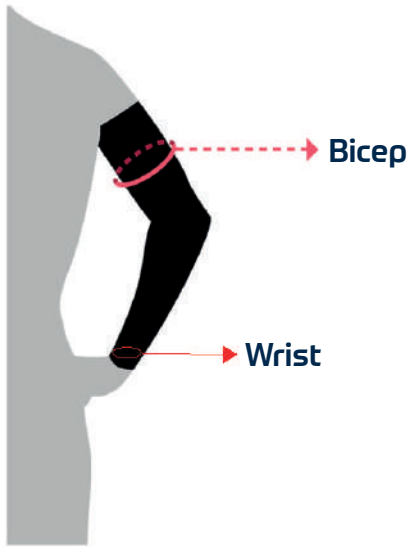
*Chest, Waist & Hip measurements are more important than Height. Some apparel items have sleeve and leg length options to match your preferences.

MEN'S SIZING*

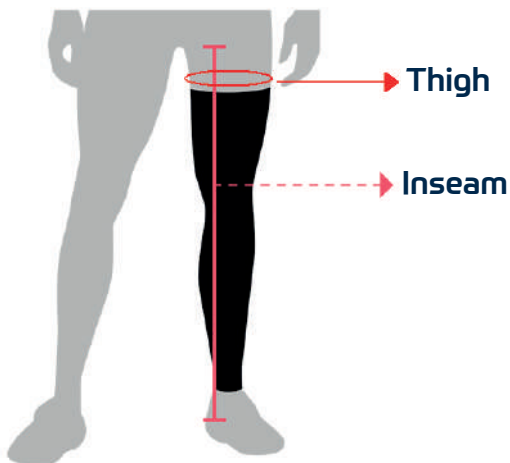
	Height (ft/in)	Chest (in)	Waist (in)	Hip (in)
X Small	5' 5" & under	32 - 35	26 - 28	33 - 35
Small	5' 4" - 5' 8"	35 - 37	28 - 30	35 - 37
Medium	5' 7" - 5' 11"	37 - 40	30 - 32	37 - 40
Large	5' 10" - 6' 2"	40 - 42	32 - 34	40 - 42
X Large	6' 1" - 6' 5"	42 - 44	34 - 36	42 - 44
2X Large	6' 3" & up	44 - 46	36 - 38	44 - 46
3X Large	6' 3" & up	46 - 48	38 - 40	46 - 48

*Chest, Waist & Hip measurements are more important than Height. Some apparel items have sleeve and short length options to match your preferences.

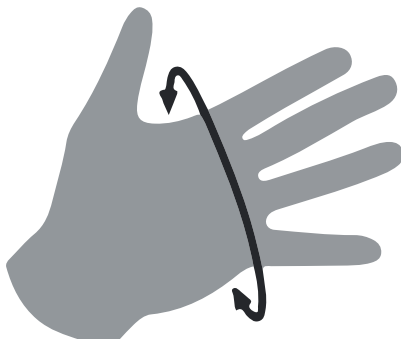
This size guide is intended for reference only and sizing may vary according to the style, fabric and fit of the actual garment.



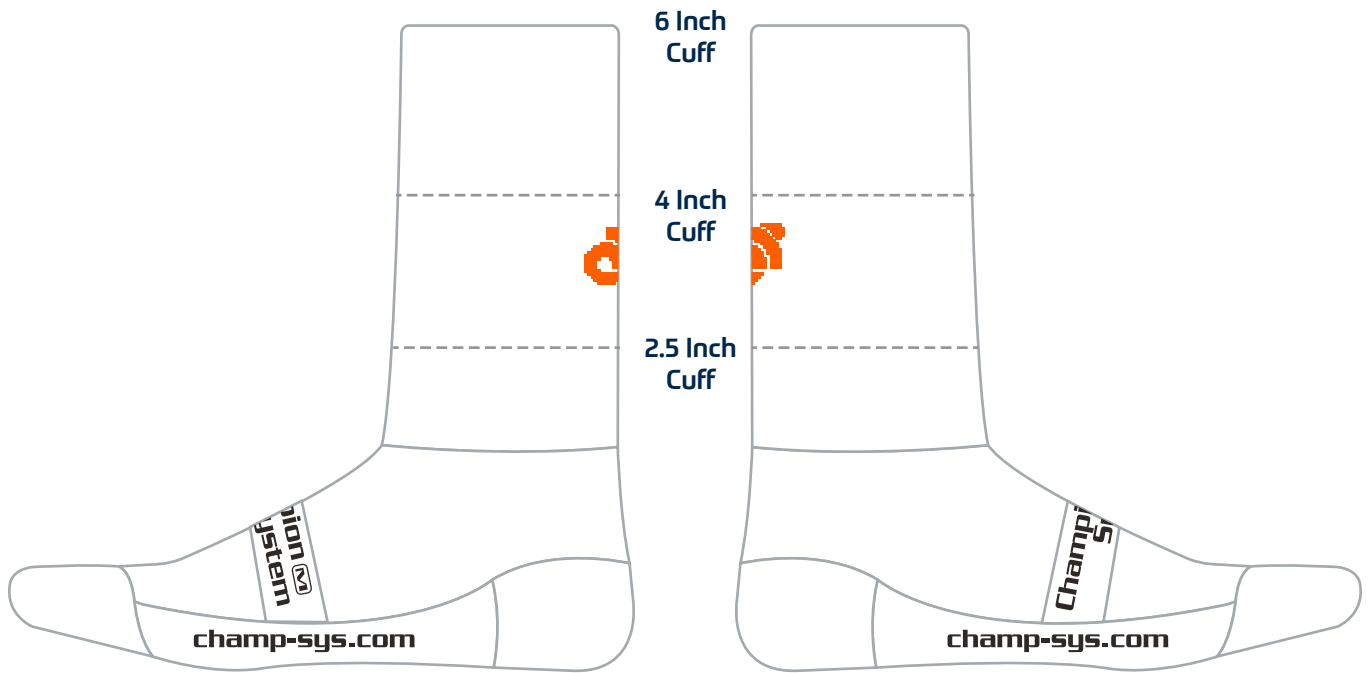
Size	1. Wrist (inch)	2. Bicep (inch)
XS	6	11
S	6.5	12
M	7	13
L	7.5	14
XL	7.75	15



Size	1. Thigh (inch)	2. Inseam (inch)
XS	20	30 or less
S	21	31
M	22.5	32
L	24	33
XL	25	34



Hand Circumference without Thumb		
	(inch)	(cm)
XS	6 - 7	16 - 18
S	7 - 8	18 - 20
M	8 - 9	20 - 23
L	9 - 10	23 - 26
XL	10 - 11	26 - 28



Shoe Cover / Sock Size	Shoe Size				
	US Men's	US Women's	UK Men's	UK Women's	EU
XS	5	6	4 - 5.5	3.5 - 5	36 - 38
S	5 - 8	6 - 9.5	5.5 - 7.5	5 - 7	38 - 41
M	8 - 10	9.5 - 11	7.5 - 10	7 - 9.5	41 - 44
L	10 - 12	11+	10 - 11.5	9.5 - 11	44 - 46
XL	12+		11.5+		46+