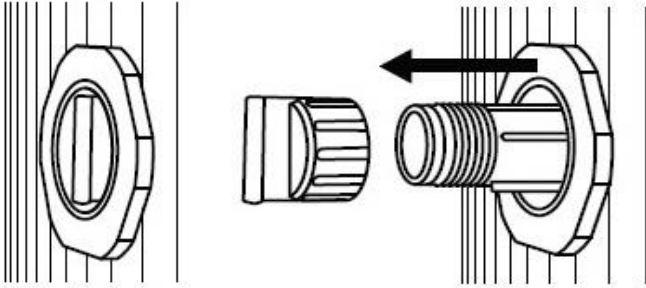
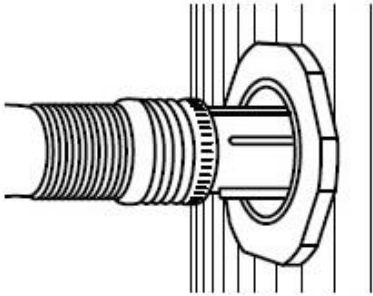


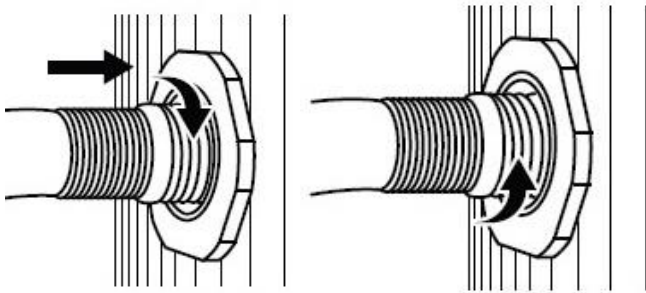
# Drain Valve Instructions



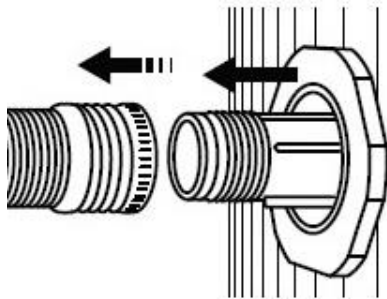
Locate closed valve. Pull closed valve backwards (fully extended) and remove cap. Place cap in safe place.



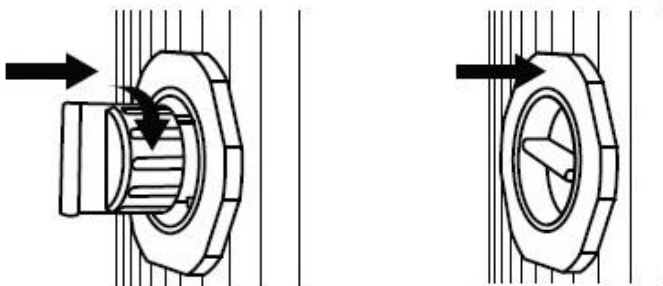
When cap has been removed, attach hose to extended valve.



Turn both the hose and valve  $\frac{1}{4}$  clockwise. Then insert  $\frac{1}{2}$  way to prepare draining. Once you have finished draining, turn the hose and valve  $\frac{1}{4}$  counter-clockwise to remove.



Remove the hose from valve and replace cap.



Whilst placing cap, turn  $\frac{1}{4}$  clockwise and push back to return to closed position.