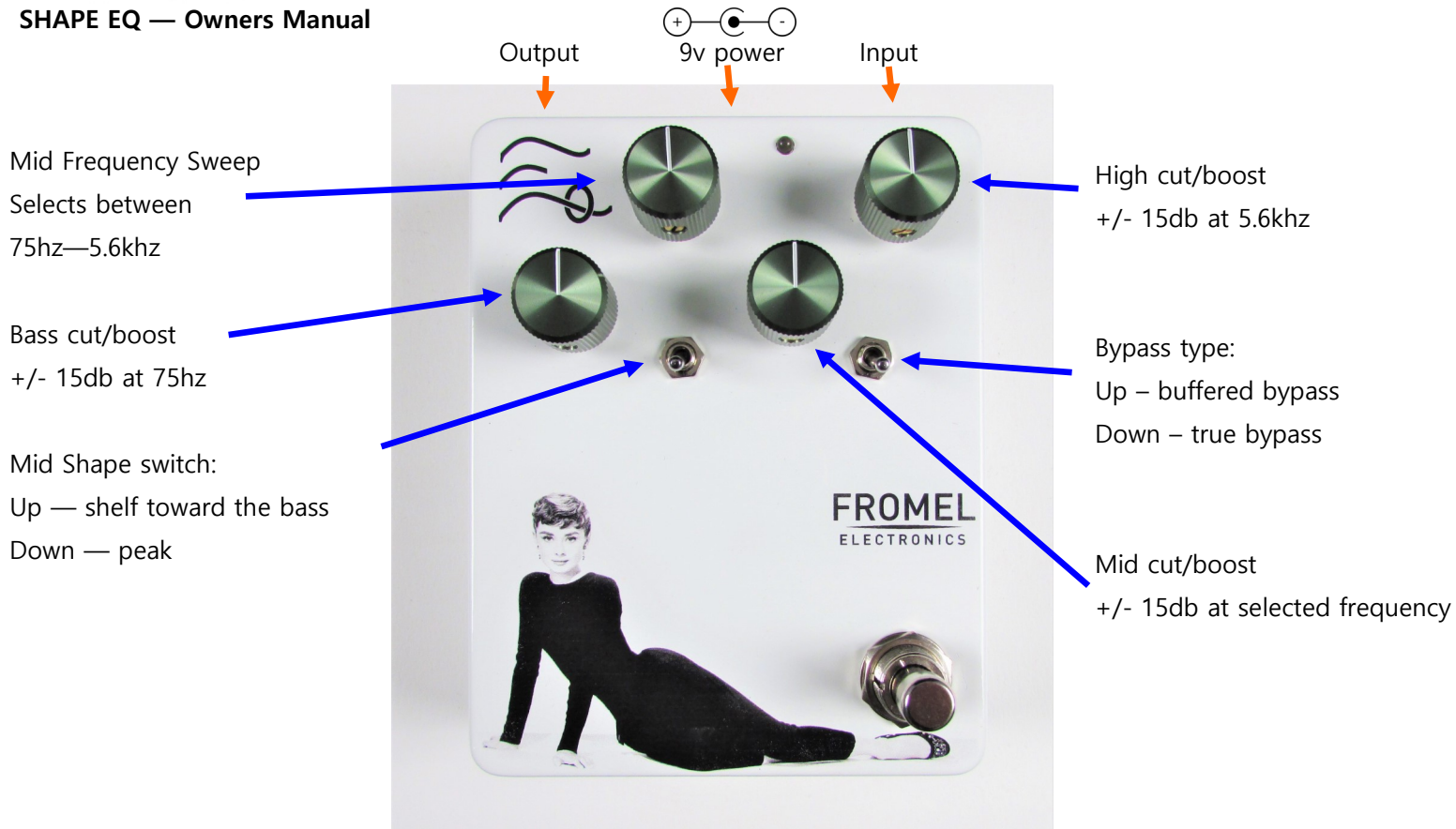


FROMEL

ELECTRONICS
SHAPE EQ — Owners Manual



(Power Consumption: 33.32 mA)



Use an external 9vDC power supply, any 9v center negative ground 2.1mm (Boss Type) adaptor will work.

All Fromel pedals are rugged and use only the highest quality components available!

Your pedal comes with a limited lifetime warranty to the original purchaser. You may be charged for the broken parts, and shipping if the pedal is damaged due to misuse or abuse. The pedal will always be covered for repair or replacement if a problem occurs due to a defect in manufacturing. Simply reach out to us via email if your pedal needs to be serviced.

FROMEL ELECTRONICS
8300 Aurora Ave N.
Seattle, WA 98103

info@leadingtoneseattle.com
www.fromelelectronics.com

 Facebook.com/FromelElectronics
 Instagram @FromelElectronics