



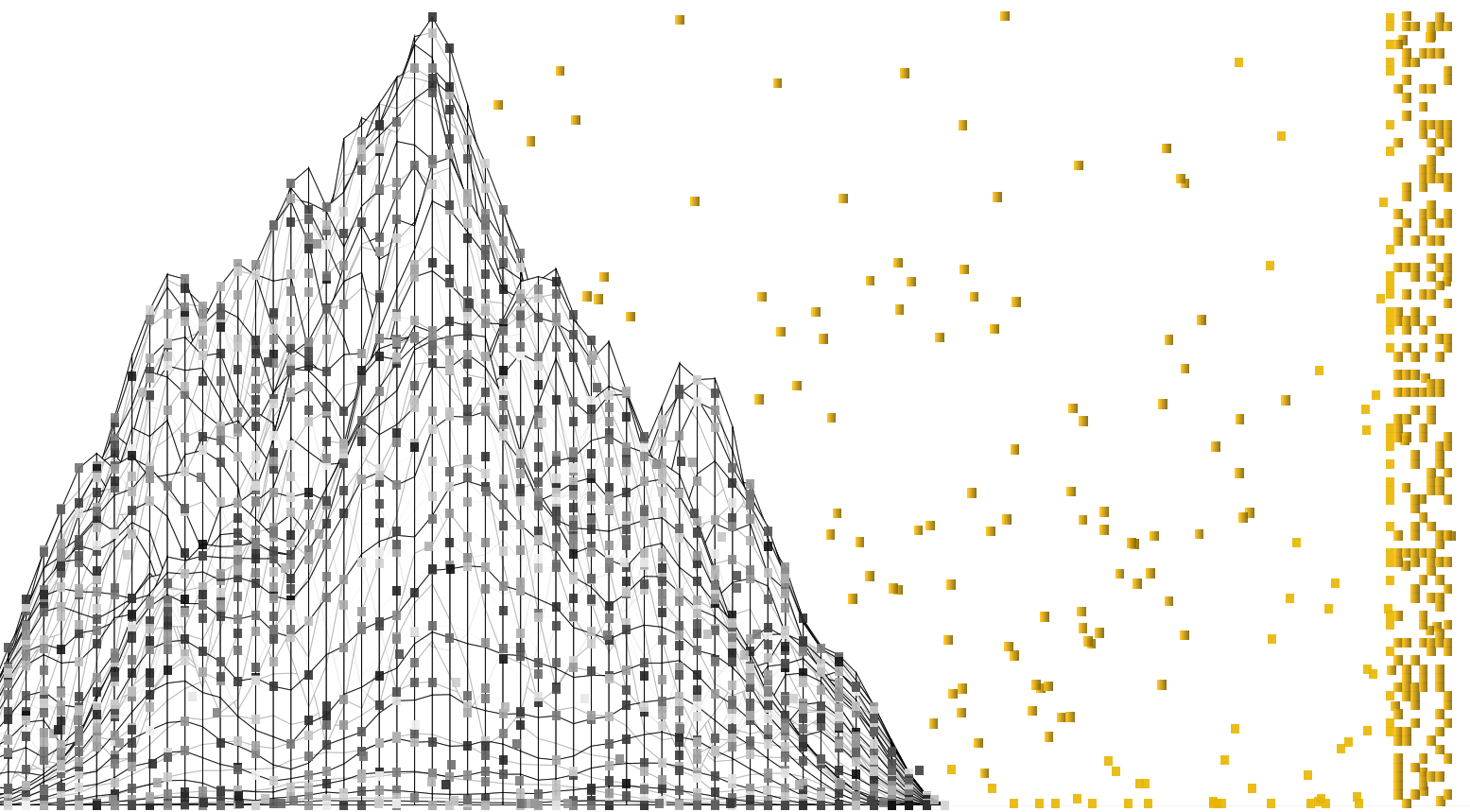


POWER BI

Data Analyst

 4 Week | 8 Modules  Weekdays or Weekends

Training Mode:  Online Live Interactive |  Face to Face



What is Power BI?



Business Analytics Tool: Power BI is a Microsoft tool for business analytics.



Report Creation: It includes a desktop version for creating reports.



Dynamic Reports – Design your report once and the process is managed forever



Sharing and Collaboration: Users can share and collaborate on reports using Power BI Service.



Mobile Access: Power BI Mobile allows access to reports on mobile devices.



Enhanced Enterprise Level Insights on all KPIs – Strategic and Tactical Level reporting

Target Audience



College Fresher



Junior Engineer, 1-4 Years Experience



Senior Engineer, 3-6 Years Experience



Team Lead 6-10 Years Experience






Manager 10-14 Years Experience



Senior Manager 15 Years above Experience



Senior Executive 16 Years above Experience



Learn & Gain Certification From Microsoft



Earning a Microsoft certification can be a valuable way to validate your skills and knowledge as a data analyst. Here are steps to learn and gain a certificate from Microsoft.



Microsoft certifications can enhance your credibility as a data analyst and open up new job opportunities. Keep in mind that Microsoft's certification offerings may change over time, so it's important to check Microsoft's official certification website for the most up-to-date information on available certifications and related learning resources.



Team Academy is an authorized Microsoft partner, which offer various benefits, including access to resources, training, support, and opportunities to collaborate with Microsoft on delivering solutions to customers. As a Microsoft partner, you may have access to a range of products and services, including software, cloud solutions, and other technologies.

Course Modules

Power Query

Data Source Connectivity | Data Validation | Query Dependencies | Query Parameters | Data Preview | Load into Power BI | Data Chasing | Data Transformation.

Data Modeling

Data Loading | Relationship Building | Creating Data Measures | Data Hierarchies | Data Modeling Best Practices | Testing.

Dax Functions

Aggregation Functions | Filtering Functions | Time Intelligence Functions | Date & Time Functions | Logical Functions | Ranking Functions | Time Functions | Statistical Functions.

Visualizations I

Charts & Graphs | Tables & Matrices | Cards & KPIs | Maps & Geographic Visualizations | Gauges | Slicers & Filters.

Visualizations II

Custom Visuals | Drill through & Drill down | Bookmarks & Interactivity | Themes & Formatting | Tools Tips | Water Fall Charts & Funnel Charts | Custom Visuals.

Data science Theoretical Concepts

Statistical Analysis | Regression Analysis | Predictive Analysis | Perspective Analysis | Descriptive Analysis | Time Series Analysis.

Workshop - Components of Power BI

Power Query | Power Pivot | Power BI Desktop | Power BI Website | Power Apps | Integrating Artificial Intelligence in Power BI | Power Automate

Workshop - Presentation And Inferential Analytics

Visualizations | Statistical Measures | Regression Analysis | Forecasting | Dashboard Layouts | Data Tables | Export & Sharing.

Steps On How To Achieve

Educational Foundation:

Such as mathematics, statistics, computer science, economics, or a related quantitative field.



Develop Key Skills:

- ▶ Statistics
- ▶ Programming
- ▶ Data Manipulation
- ▶ Data Visualization
- ▶ Machine Learning
- ▶ Tools and Software



Online Courses and Tutorials:

Take advantage of online courses, tutorials, to learn the necessary skills.



Projects and Portfolios:

Networking, Build Domain Knowledge, & Continuous Learning



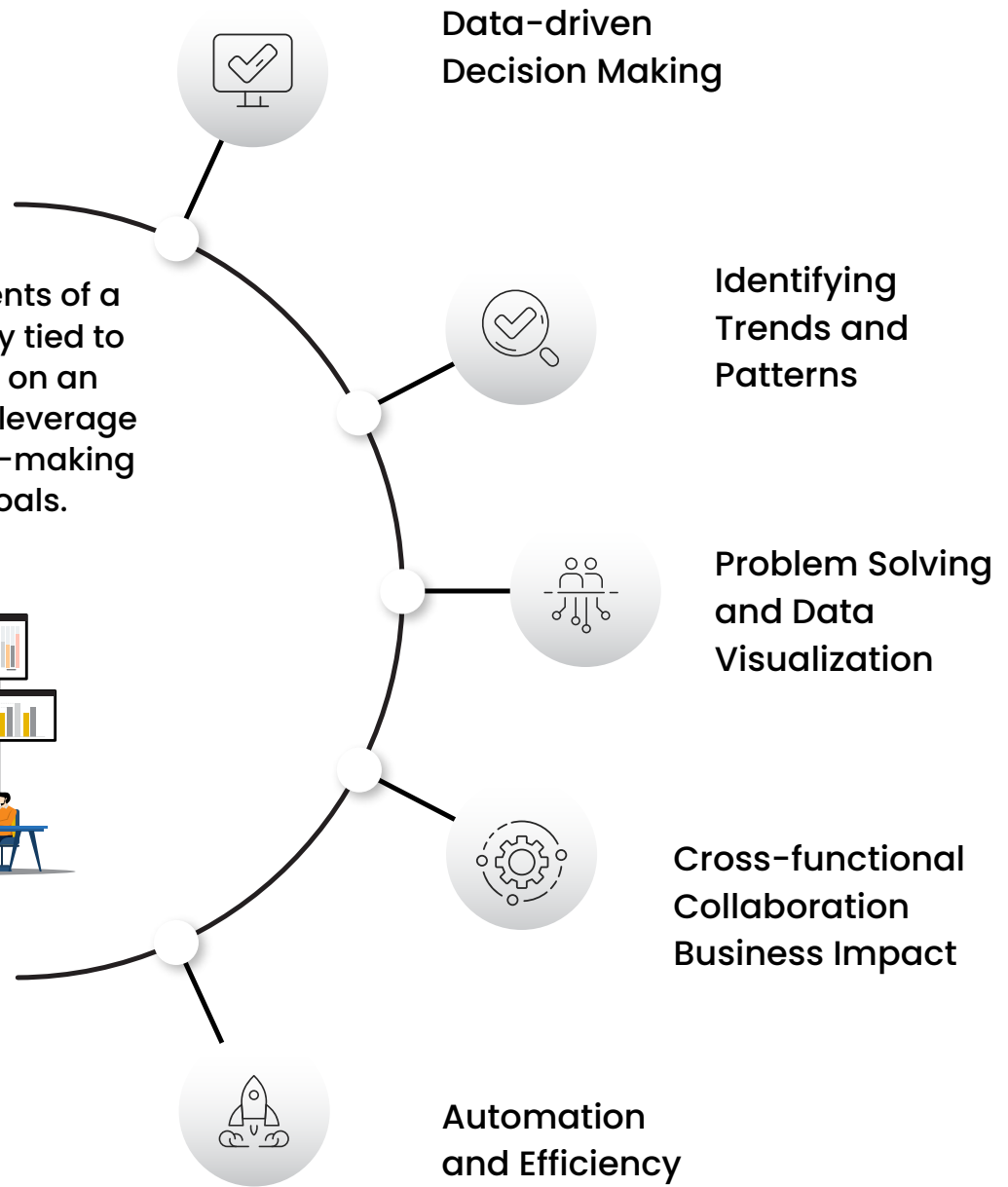
Professional Development:

Consider joining professional organizations related to data analysis, such as the American Statistical Association or the Data Science Association



How Power BI helps Organizations

Overall, the achievements of a data analyst are closely tied to the impact they have on an organization's ability to leverage data for better decision-making and achieving its goals.



Click to View Upcoming Class Schedule

A woman with long dark hair and glasses is holding a laptop. To her right is a circular icon with a calendar and three arrows pointing clockwise.

Click to Pay & Enroll Now

A man with short dark hair is pointing to the right. To his right is a circular icon with a shopping cart and three arrows pointing clockwise.

Opportunities



Business Intelligence: Data analysts can work in business intelligence roles, where they gather, analyze, and present data to help businesses



Finance and Banking: Data analysts help with risk assessment, fraud detection, investment analysis, and customer insights.



Healthcare: Data analysts in healthcare use data to improve patient care, streamline operations, and optimize healthcare delivery.



Marketing and E-commerce: Data analysts support marketing efforts by analyzing customer behavior, conducting market research, and optimizing campaigns.



Technology and IT: Data analysts in tech companies help in various areas, including product development, user experience optimization, and network security.



Education and Research: Educational institutions and research organizations hire data analysts to work on research projects, and improve educational outcomes.



Difference between Excel and PowerBI



Microsoft Power BI

VS



Microsoft Excel

More beautiful, personalised, and interactive reports



Simple & less attractive reports than Power BI

Supports advanced cross-filtering between charts



No advance cross-filtering between graphics

Optimal for dashboard, alerts, and KPIs



Has advanced charting features but can't connect to a data model

Reports can be worked on by a large number of users



Reports are limited to a specific number of users

Has more powerful analytics capabilities than Excel



Fewer data analysis options

Faster processing



Slower processing than Power BI



Click to View Upcoming Class Schedule




Click to Pay & Enroll Now



OUR PARTNERS



OUR CLIENTS



1200+
Students
Graduated so far



500+
Jobs Fast
Tracked



25+
Years of IT
experience

About Us



IT & Business Solutions

TEAM Solutions is a Leading Professional B2B service Provider in Qatar, we are Passionate about empowering business using cutting edge technology consulting and providing real time business solutions.



Mentorship & Training

We are specialized B2B Offline / Online training provider on the technology, enterprise software's, analytics & Project management courses.



PRINCIPAL COUNSELOR

DINESH R M

MBA FINANCE, MCP, PMP



Experienced Portfolio Program & Project Manager



PMI Authorized Training Partner - Instructor



Mentor & Coach for Project Management, Risk Management, Data Science, Entrepreneurship & Business Management

TRAINER CREDENTIALS >>>



CONNECT
WITH US

TEAM ACADEMY



  +974 66230468

 Regus Building, D-Ring Road, Doha, Qatar

 dinesh@teamsolution.net  www.teamacademy.qa



Click to WhatsApp Now



Click to Locate Us