
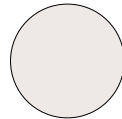



Cut 12m  
TW540



Cut 12m  
T4



Cut 12m  
TW751



Cut 12m  
T28

W 200 cm | 78"  
D 300 cm | 118"

### TECHNIQUES

Hand-tufted

### MATERIALS

100% Botanical Silk

W-Lã Nova Zelândia NW-NZ Lã Natura **TW**-Lã Mohair **T**-Seda Botânica **TT**-Seda Botânica Contract **L**-Linho Lu-Lurex  
**PP**-Polipropileno **V**-Bamboo ME-Merino EN-Nylon Regenerado **RN**-Nylon Regenerado Soft OP-Poliiolefina

