

# BIBENDUM pendant

Paola Navone design

year 2019

## DATA SHEET - SE198CT INT

### LAMPSHADE "A"

material glass  
colour transparent

### KIT LED "M"

material aluminum  
colour matt black

### CEILING CUP "E"

material metal  
colour matt black

### ELECTRICAL CABLE "C"

colour white fabric cable



### ELECTRICAL SYSTEM


source LED 17W dimmable  
1700lumen 3000K  
CRI ≥80 class A+

### PACKAGING

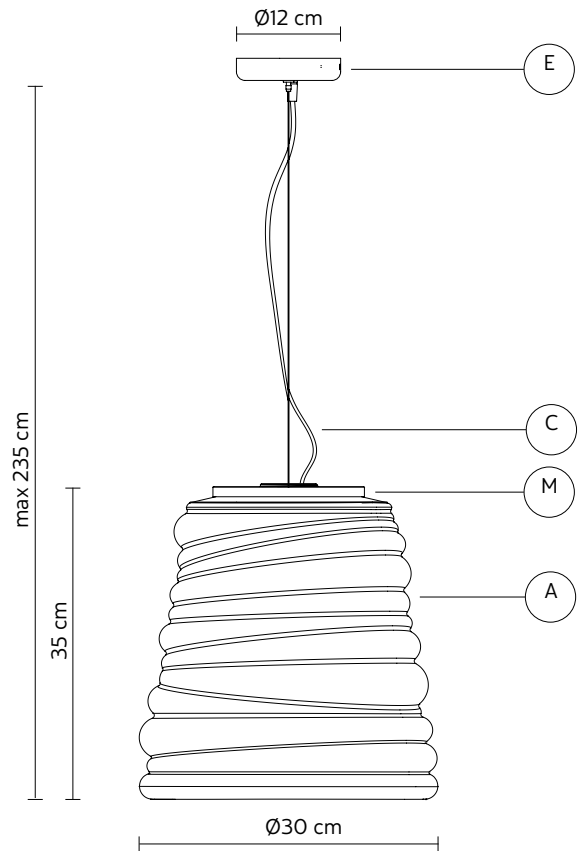
n° cartons 1  
net weight/kg 5,6  
gross weight/kg 8,2  
packaging/cm 47x47x47

### LIGHT EMISSION

unidirectional



direct  
filtered  
indirect  
absence



### COMPLIANT WITH

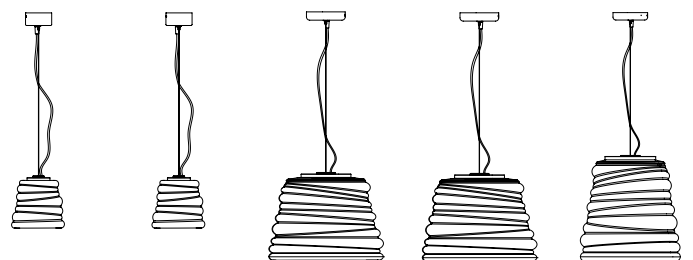
IEC 60598-1:2014  
EN 60598-1:2015



degree of protection IP20  
LED equipped

### COLLECTION

also available E27 version



SE198AT INT

SE198AD INT

SE198BD INT

SE198BT INT

SE198CD INT

# BIBENDUM pendant

Paola Navone design

year 2019

## DATA SHEET - SE198CV INT

### LAMPSHADE "A"

material glass  
colour transparent

### KIT LED "M"

material aluminum  
colour matt black

### CEILING CUP "E"

material metal  
colour matt black

### ELECTRICAL CABLE "C"

colour white fabric cable



### ELECTRICAL SYSTEM


source LED 17W dimmable  
1700lumen **2700K**  
CRI ≥80 class A+

### PACKAGING

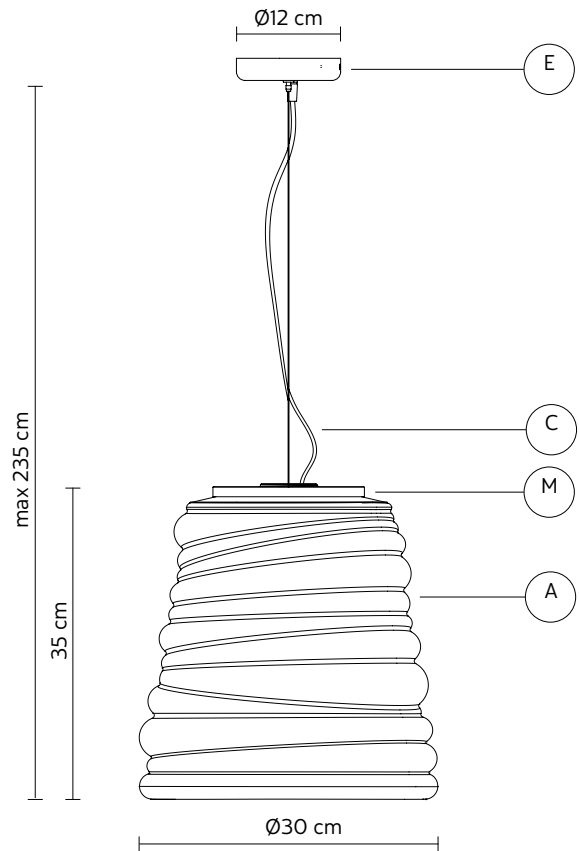
n° cartons 1  
net weight/kg 5,6  
gross weight/kg 8,2  
packaging/cm 47x47x47

### LIGHT EMISSION

unidirectional



 direct  
 filtered  
 indirect  
 absence



### COMPLIANT WITH

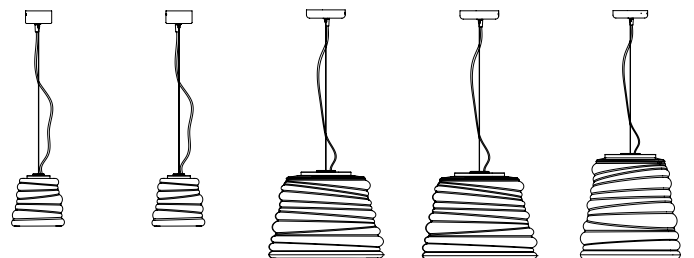
IEC 60598-1:2014  
EN 60598-1:2015



degree of protection IP20  
LED equipped

### COLLECTION

also available E27 version



SE198AT INT

SE198AD INT

SE198BD INT

SE198BT INT

SE198CD INT

# BIBENDUM pendant

Paola Navone design

year 2019

## DATA SHEET - SE198CD INT

### LAMPSHADE "A"

material glass  
colour white frosted

### KIT LED "M"

material aluminum  
colour matt black

### CEILING CUP "E"

material metal  
colour matt black

### ELECTRICAL CABLE "C"

colour black fabric cable



### ELECTRICAL SYSTEM


source LED 17W dimmable  
1700lumen 3000K  
CRI ≥80 class A+

### PACKAGING

n° cartons 1  
net weight/kg 5,6  
gross weight/kg 8,2  
packaging/cm 47x47x47

### LIGHT EMISSION

unidirectional



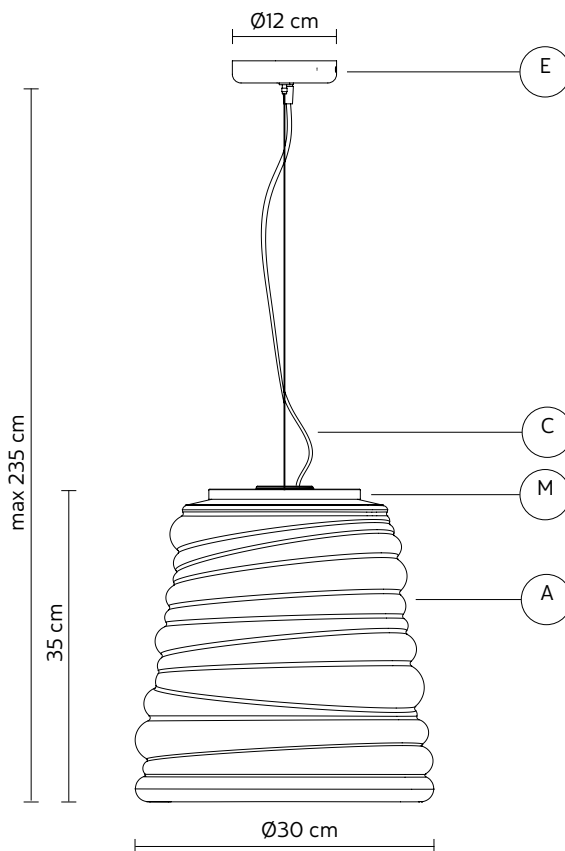
 direct  
 filtered  
 indirect  
 absence

### COMPLIANT WITH

IEC 60598-1:2014  
EN 60598-1:2015

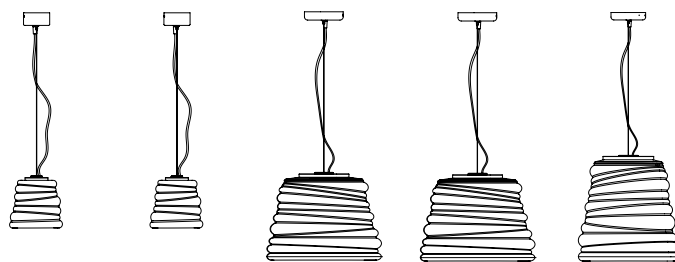


degree of protection IP20  
LED equipped



### COLLECTION

also available E27 version



# BIBENDUM pendant

Paola Navone design

year 2019

## DATA SHEET - SE198CE INT

### LAMPSHADE "A"

material glass  
colour white frosted

### KIT LED "M"

material aluminum  
colour matt black

### CEILING CUP "E"

material metal  
colour matt black

### ELECTRICAL CABLE "C"

colour black fabric cable



### ELECTRICAL SYSTEM


source LED 17W dimmable  
1700lumen **2700K**  
CRI ≥80 class A+

### PACKAGING

n° cartons 1  
net weight/kg 5,6  
gross weight/kg 8,2  
packaging/cm 47x47x47

### LIGHT EMISSION

unidirectional



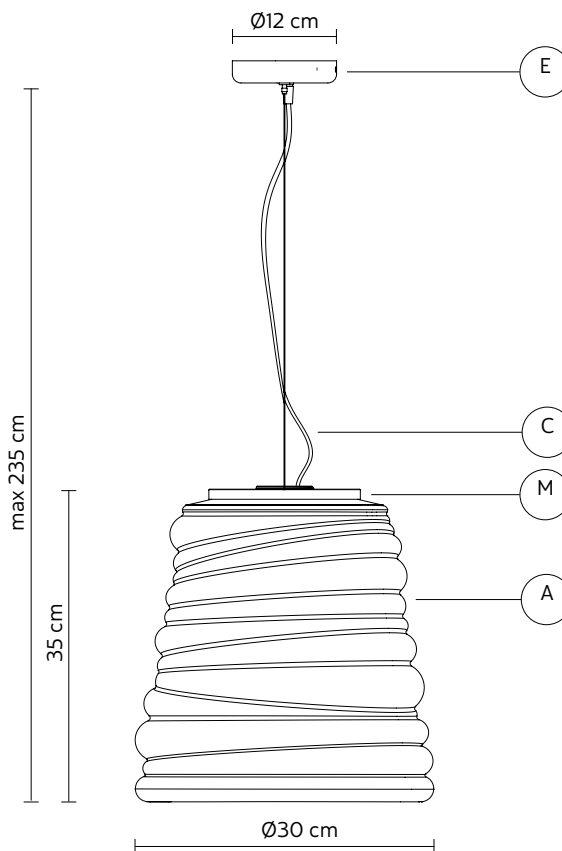
 direct  
 filtered  
 indirect  
 absence

### COMPLIANT WITH

IEC 60598-1:2014  
EN 60598-1:2015

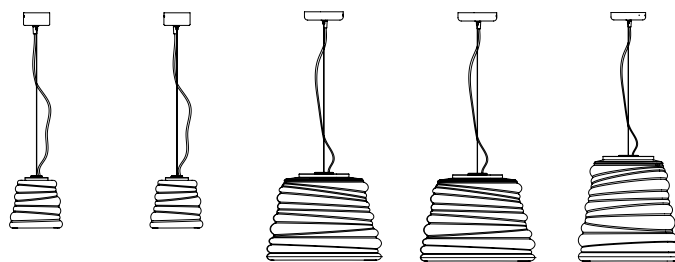


degree of protection IP20  
LED equipped



### COLLECTION

also available E27 version



SE198AT INT

SE198AD INT

SE198BD INT

SE198BT INT

SE198CT INT

# BIBENDUM pendant

Paola Navone design

year 2019

## DATA SHEET - SE198FT INT

### LAMPSHADE "A"

material glass  
colour transparent

### KIT LED "M"

material aluminum  
colour matt black

### CEILING CUP "E"

material metal  
colour matt black

### ELECTRICAL CABLE "C"

colour white fabric cable



### ELECTRICAL SYSTEM


socket E27  
source 1 x max 105W  
energy class from E to A++

### PACKAGING

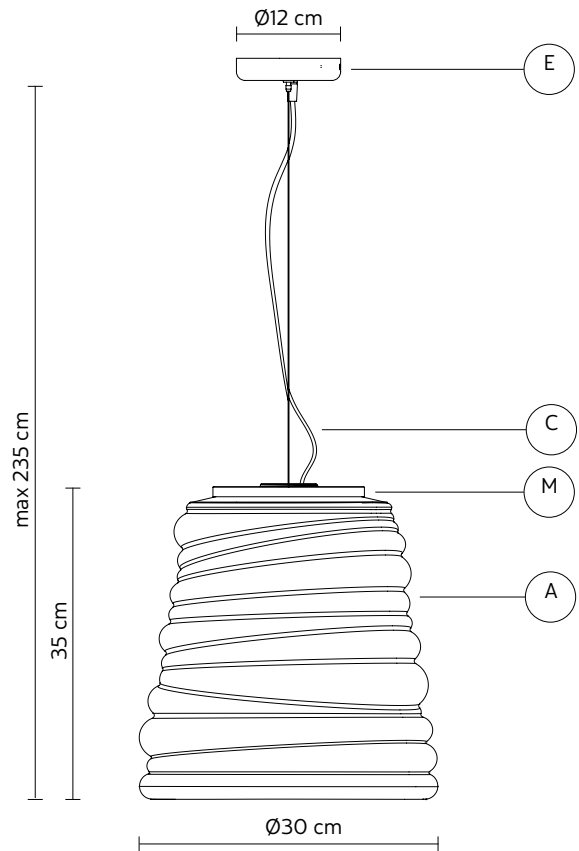
n° cartons 1  
net weight/kg 5,6  
gross weight/kg 8,2  
packaging/cm 47x47x47

### LIGHT EMISSION

unidirectional



 direct  
 filtered  
 indirect  
 absence



### COMPLIANT WITH

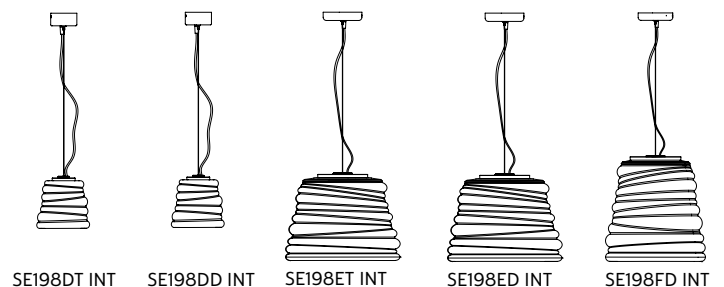
IEC 60598-1:2014  
EN 60598-1:2015



degree of protection IP20  
bulb not provided

### COLLECTION

also available LED version



# BIBENDUM pendant

Paola Navone design

year 2019

## DATA SHEET - SE198FD INT

### LAMPSHADE "A"

material glass  
colour white frosted

### KIT LED "M"

material aluminum  
colour matt black

### CEILING CUP "E"

material metal  
colour matt black

### ELECTRICAL CABLE "C"

colour black fabric cable



### ELECTRICAL SYSTEM


socket E27  
source 1 x max 105W  
energy class from E to A++





### PACKAGING

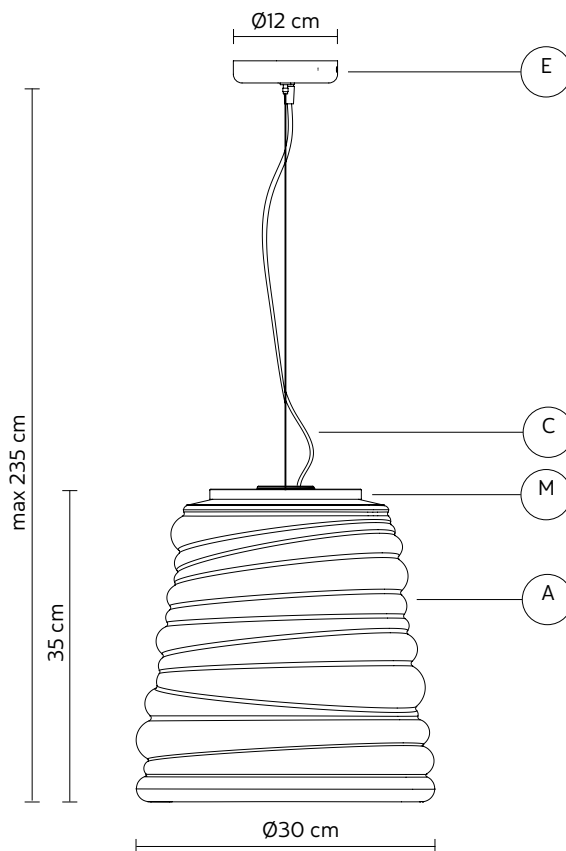
n° cartons 1  
net weight/kg 5,6  
gross weight/kg 8,2  
packaging/cm 47x47x47

### LIGHT EMISSION

unidirectional



 direct  
 filtered  
 indirect  
 absence



### COMPLIANT WITH

IEC 60598-1:2014  
EN 60598-1:2015



degree of protection IP20  
bulb not provided

### COLLECTION

also available LED version

