

# TONONE

technical specifications

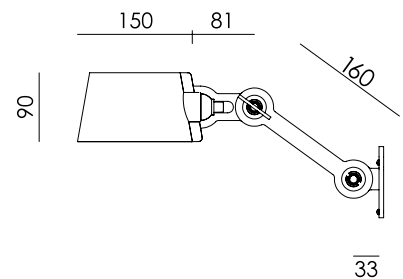
## BOLT wall side fit small

Design by Anton de Groof, 2013



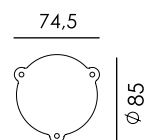
Starting point for the products of Tonone is the passion for traditional mechanics. The first product line that resulted from this fascination is the lamp series 'Bolt'. Key element in this industrial series is the joint construction that can be adjusted with a wingnut-shaped tool. Besides being a functional tool, this wingnut is integrated in the design of the lamp itself as a distinctive visual element. The Bolt collection is available in 29 different models and in 10 colors.

Type	Wall lamp
Environment	Indoor
Material	Steel & aluminum
Wingnut	Wingnut Solid Brass included
Cord length	Bolt with cord   2750 mm Bolt install   10 mm
Weight	1,0 kg
Voltage	220-240 V
Max Watt	60 Watt
Socket	E27
IP	20
Lightsource	Lightsource not included



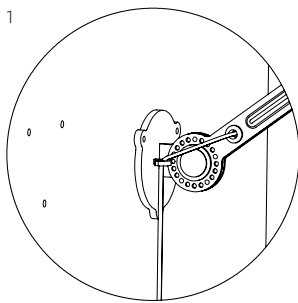
### Packaging

Weight	1,8 kg
Length	67 cm
Width	20 cm
Height	20 cm



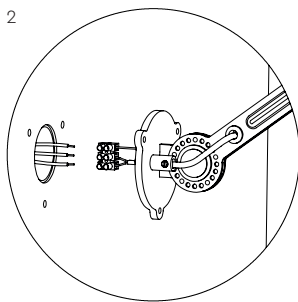
# TONONE

technical specifications



With cord

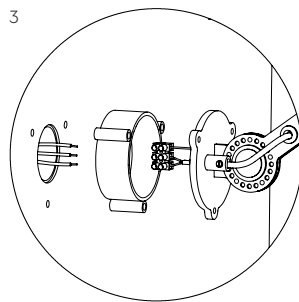
1. With powercord including switch and a plug.



Install

2. With terminal block to install directly on a junction box.

3. With optional wall ring.



		with cord	install
	smokey black	1220	1236
	flux green	1222	1238
	pure white	1224	1240
	midnight grey	1263	1266
	ash grey	1227	1243
	striking orange	1225	1241
	lightning white	1223	1239
	thunder blue	1226	1242
	daybreak rose	1471	1474
	sunny yellow	1429	1432