

TONONE

technical specifications

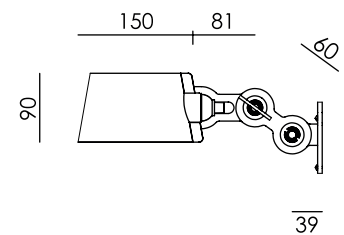
BOLT wall side fit mini

Design by Anton de Groof, 2013

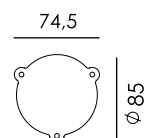


Starting point for the products of Tonone is the passion for traditional mechanics. The first product line that resulted from this fascination is the lamp series 'Bolt'. Key element in this industrial series is the joint construction that can be adjusted with a wingnut-shaped tool. Besides being a functional tool, this wingnut is integrated in the design of the lamp itself as a distinctive visual element. The Bolt collection is available in 29 different models and in 10 colors.

Type	Wall lamp
Environment	Indoor
Material	Steel & aluminum
Wingnut	Wingnut Solid Brass included
Cord length	Bolt with cord 2850 mm Bolt install 10 mm
Weight	0,9 kg
Voltage	220-240 V
Max Watt	60 Watt
Socket	E27
IP	20
Lightsource	Lightsource not included

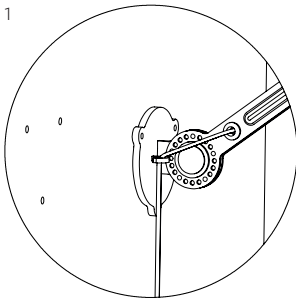


Packaging	
Weight	1,7 kg
Length	67 cm
Width	20 cm
Height	20 cm



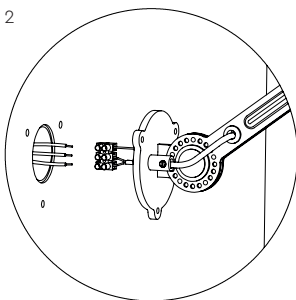
TONONE

technical specifications



With cord

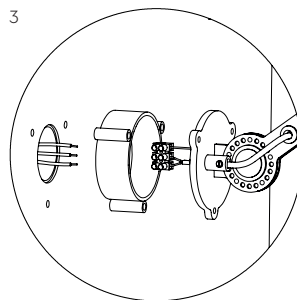
1. With powercord including switch and a plug.



Install

2. With terminal block to install directly on a junction box.

3. With optional wall ring.



		with cord	install
	smokey black	1228	1244
	flux green	1230	1246
	pure white	1232	1248
	midnight grey	1264	1267
	ash grey	1235	1251
	striking orange	1233	1249
	lightning white	1231	1247
	thunder blue	1234	1250
	daybreak rose	1472	1475
	sunny yellow	1430	1433