



STELLAR WORKS

VOL. 11

8

LETTER FROM THE CHAIRMAN

10

DESIGNERS

20

THE COLLECTION

46

PRODUCT INFORMATION

PRODUCT LIST BY COLLECTION
PRODUCT LIST BY CATEGORY

212

MATERIALS & COLOURS

Asian sensibility, timeless craft.

ABOUT US

Stellar Works stands for a renaissance of refined culture and Asian aesthetics. Inspired by the long standing craft and industry of traditional cultures, it represents a commitment to bridging the gap between old and new, east and west – in attitude, form and application.

Stellar Works seeks to reintroduce past collections of classics, alongside culturally-inspired contemporary signatures. It infuses freshness into heritage and grounds innovation with enduring craftsmanship.

IN 2012

We established Stellar Works as a way to bring ideas together: East and West, heritage and modernity, craft and industry – bringing the best of the past into the light of the present. Our aim was to inspire a renaissance in Asian aesthetics, taking the forms, styles and motifs that have characterised Japanese design across the centuries and filtering them through the lens of the European tradition to create something new and timeless.

*We bridge the gap
Between east and west*



LETTER FROM THE CHAIRMAN

Six years on, and our furniture collections have achieved a unique place in the global market, and can be found in private residences and prestigious hotels, restaurants and public spaces around the world. By drawing together a unique combination of heritage, craft skills and production expertise from Europe and Asia, we have created an international design brand with genuine cross-cultural resonance. Stellar Works has much to be proud of.

I believe that this bringing together of cultures is what sets us apart, both in terms of the character of our creative output and the strength of our business today. From the beginning, Stellar Works has benefited from the strategy and dynamism of Japanese operations management, the high-end craftsmanship of French furniture making and the technical proficiency of our Shanghai production team.

When we opened our purpose-built factory in Shanghai, the city was well established as an international hub for furniture production, but for many brands, its factories were centres of mass-market furniture making, dealing in low-cost, high-volume manufacture with all the efficiency of the production line, but little crafted character. A wealth of technical know-how and traditional craft skill existed, but remained untapped. We set out to change that.

The Stellar Works factory has enabled us to achieve two of the key attributes we have aimed for since the company's founding. China's favourable cost environment allows us to create pieces that offer our customers unparalleled value for money, but our approach to making ensures that everything bearing the Stellar Works name exhibits the detail and quality of the hand-guided craftsmanship that created it.

In this sense, one of the most important roles that Stellar Works plays is the preservation and nurturing of craft skills that the ease of mass production has placed under threat. Japan and France both have a great tradition of hand-making, but technological advancement and the rise in outsourcing have eroded the skills base in both countries. In Shanghai, we keep those traditions alive.

The other great benefit of our production facility is the end-to-end control it gives us over the entire production process. Because we assume complete responsibility for every stage, we can custom-create pieces with an ease which many other brands do not have access to and, more importantly, we can guarantee the sustainability of our furniture. Complete control of materials sourcing ensures complete transparency – every wood can be traced to the forest it came from, and every metal, fabric and leather can be tracked to its source. It is because of this that all our materials lead to final pieces that are simultaneously unique in aesthetic, and stringent in quality.

Our role as a preserver of the past extends beyond our production methods. The most obvious example would be our vintage lines, which keep the iconic designs of 20th-century greats, such as Vilhelm Wolhert and Carlo Forcolini, in production, with a few material updates appropriate to the modern day. But Stellar Works' signature collections too, could not exist without the aesthetic histories they pay tribute to. Look over our contemporary furniture ranges and you see glimpses of design movements from across the 20th century – a touch of Bauhaus crafted functionality or the refined simplicity of mid-century Scandinavian – often seamlessly fused into the classic forms and patterns of the Asian creative tradition. When I look at a collection such as Lunar, for

example, I see the patterns of time-honoured decorative arts from China refined into Nordic simplicity and comfort by the Danish studio Space Copenhagen.

Designs and designers like these are the creative heart of our company. Without exception, they have an instinctive understanding of the Stellar Works mission and a talent for drawing and combining creative inspiration and craft technique from multiple places and periods. It would be only too easy to end up with a product that didn't work – a clash of cultures or a conceptual mismatch – but Stellar Works' designers have a gift for harmony: they create furniture that is both an extension of an existing tradition and the expression of a new one.

We have chosen this path between the old and the new because I believe good design is timeless design. A particular style of furniture may be all the rage for a while, but if it looks tired after a decade, it's not good design – it's a passing trend. Stellar Works aims to be timeless. I would like to think that 100 years from now, our pieces will still be as contemporary and resonant as they are today and, moreover, that Stellar Works will still be crafting quality furniture that is Asian in inspiration, cross-cultural in design and international in its scope.



Yuichiro Hori

Chief Executive Officer and Founder
Stellar Works Co., Ltd


DESIGNERS



Neri&Hu

Stellar Works' creative direction is overseen by the Neri&Hu Design and Research Office. Founded in 2004, the design practice is based in Shanghai and London and led by architects Lyndon Neri and Rossana Hu. The company's diverse, multicultural team strives to reinvent classic craft, adding a fresh, contemporary touch to their projects and collaborations all over the world.

Neri&Hu's interdisciplinary approach to architecture and interior, graphic and product design is rooted in context, never formulaic or conventional, and built around a commitment to creating forms with meaning. The studio's work has earned a host of awards internationally, including the Winner of The Blueprint Award for Design 2019 and The PLAN Award 2018, they are named EDIDA Designers of the Year 2017, Interior Designers of the Year of ICONIC Awards 2017 by German Design Council, Maison&Objet Asia Designers of The Year 2015, Wallpaper* Designer of The Year 2014. They were the winner of 2014 World Architectural Festival.



Carlo Forcolini

Over the course of a career spanning more than 40 years, Carlo Forcolini has designed more than 100 objects and furniture pieces for some of the most prestigious brands in Italy. Trained by the masters of Italian design, he co-founded the acclaimed design firm Alias in 1979. Steeped in references to art, literature and cinema, his work is both iconic and functional. Each piece has a story and a *raison d'être* – embodying an approach to design drawn from a fascination with dreams, mystery and the unknowable. Forcolini is currently the vice-chairman of the Istituto Europeo di Design and lives and works in Milan



David Rockwell


David Rockwell is the founder and President of Rockwell Group, an award-winning architecture and design practice in New York, with satellite offices in Madrid and Shanghai. For over 30 years, the firm has crafted a unique narrative for each project through the intersection of theater and architecture. Its roster includes global hospitality projects for Nobu and W Hotels, the TED Theater and other cultural destinations, and Broadway set designs. From surface and floor coverings for Maya Romanoff, The Rug Company, and Jim Thompson, to lighting for Rich Brilliant Willing and Gaia&Gino, the firm celebrates product design as a natural extension of its immersive environments.

David's honors include the American Institute of Architects New York Chapter President's Award, the National Design Award by the Smithsonian's Cooper Hewitt National Design Museum, and the Presidential Design Award.



Hallgeir Homstvedt

Born in Norway, Hallgeir Homstvedt holds a BA in Industrial Design from Newcastle University in Australia. After graduating in 2006 he started working for the acclaimed design studio Norway Says before founding his own studio Homstvedt Design in 2009. His works have been exhibited in London, Tokyo, Oslo, New York and Milan, and his clients include some of the premier brands in the furniture industry. He has picked up several awards over the years, including Designer of the Year by Bo Bedre magazine in 2017.



Jens Risom

An acclaimed designer, Jens Risom studied at Niels Brock Copenhagen Business College as well as The School of Arts and Crafts in Copenhagen, along with Hans J. Wegner and Børge Mogensen, where he studied Industrial arts and design.

Jens Risom emigrated to New York in 1939 and after success designing the majority of Hans Knoll's first furniture collection, he established his own design company. Jens Risom Design Inc. grew to be one of the three largest furniture companies in America, with offices spanning to Argentina, England and Australia. His designs continue to inspire many today and his legacy remains strongly present in the design world.



Jun Aizaki (Crème)

Founded by Jun Aizaki, Crème is a multidisciplinary design firm based in the vibrant neighborhood of Williamsburg, Brooklyn. The studio is collaboration of dynamic, international designers that work around the idea that all design challenges require the same problem solving approach. Crème tackles a chair, a restaurant or a building, the same way they would approach a logo or a street block.


Crème has developed a contemporary wood and steel chair inspired by the traditional Windsor form. By exchanging the traditional wooden spindles and stretcher of the Windsor back with steel, Crème has produced a new chair that feels both contemporary and traditional at once. This exchange suggests the new life and design that can be breathed in to used or well-worn objects and furnishings. Aside from the tradition spindle back, Crème has designed several other backs that can be substituted in to fit any design. Custom backs, multiple wood species and steel finishes are available.



Nendo

Chief Designer and Founder of nendo.

Oki was born in 1977 in Canada and received M.Arch. from Waseda University in 2002. Establishing design studio “nendo” upon his graduation, Oki has been designing in various fields- from small stationary to large public architecture. Oki has been chosen by Newsweek magazine as one of “The 100 Most Respected Japanese” in 2002 and won EDIDA “Designer of the Year” in 2012. Nendo designs can be found in the Museum of Modern Art in New York, as well as Musée des Arts décoratifs and Centre Pompidou in Paris.



Nic Graham

Australian interior designer Nic Graham has headed his own design practice in Sydney since 1999, working on projects spanning the residential, commercial and hospitality sectors.

Through their work across the Asia-Pacific region, Graham and his small team of architects, technical craftsmen and landscape designers have developed a reputation for their interdisciplinary skill set and holistic approach. Their designs are contemporary, often drawing on retro inspiration to incorporate a sense of warmth and comfort – a ‘soft’ take on modernism.



OEO Studio

OEO Studio was founded in 2003 and is based in Copenhagen, Denmark, with a project office in Tokyo. OEO Studio has created award-winning designs for a broad spectre of discerning clients, from furniture and interiors for Michelin-starred restaurants to aspirational objects that have earned their place in the permanent collections of the Victoria and Albert Museum in London, at the Cooper Hewitt Smithsonian Design Museum in New York and at the Musée des Arts Décoratifs in Paris.

OEO Studio has established a distinct aesthetic that encompasses a unified approach to retail, hospitality, furniture-making and beyond. Each project is enhanced by the inherent warmth of the natural materials, which are often applied in novel and unexpected ways inspired and framed by their cultural context to offer a compelling sense of minimalism. Signature to the approach at OEO Studio is their exquisite level of bespoke design created with meticulous attention to detail.



Space Copenhagen

Established in 2005 by Signe Bindslev Henriksen and Peter Bundgaard Rützou, Space Copenhagen is a design studio works across multiple disciplines from furniture, lighting and refined objects, to art installations, art direction and interior design for private homes, hotels and restaurants all over the world.

We call our approach Poetic Modernism.

The ambition is to forge new paths by balancing opposites — classic and modern, industrial and organic, sculptural and minimal, light and shade, duality and contrast. Curiosity as a fundamental human condition.

The studio's intuitive approach embodies designs that are distinctively shaped by the given circumstances, functional needs, and a fundamental interest in human behavior. It is a sense of and belief in slow aesthetic that centers quality and longevity.



Tom Fereday

Tom Fereday develops products based on the principle of honest design, conveying a design process which celebrates the materials and manufacturing processes behind furniture and products, to design from the inside out. By using the materials and environment as a positive design constraint he guides intelligent and thoughtful design outcomes which connect with people through natural materials, tactile finishes and unique design. He strives to create enduring designs which are meaningful to people and their environment.

Born in Australia, Tom Fereday grew up in England studying at the Wimbledon School of Art before moving to Sydney to complete an honors degree in Industrial Design at the University of Technology Sydney. Working across Europe and Australia, Tom Fereday went on to found his sole practice in 2012.



Vilhelm Wohlert

A prolific architect and designer, Vilhelm Wohlert (1920–2007) trained, and later taught, at the Royal Academy of Fine Arts in Copenhagen. Alongside his work designing and restoring churches and royal castles, he is especially celebrated for the design of the Louisiana Museum of Modern Art in Humbæk, Denmark, to which he and his partner Jørgen Bo devoted more than 30 years.

Wohlert's furniture and lighting have become design icons, thanks to the way they often employ structural elements to create sculptural effects. He was inducted into the Order of the Dannebrog in recognition of his contribution to the Danish design tradition.



Yabu Pushelberg

Serendipitously brought together in 1980 by a shared hunt for a studio space, George Yabu and Glenn Pushelberg have created a globally renowned collaborative interior architecture and design practice driven by curiosity, experimentation and attention to detail.

From its studios in New York and Toronto, Yabu Pushelberg brings together innovative materials, talented artisans and a trend-transcending approach that has firmly established the practice as an international creative leader, celebrated for the personality and emotional resonance of the designs it produces.

THE COLLECTION



KITE Lounge Chair-Narrow | Lounge Chair-Deep | Highback Chair-Narrow | Highback Chair-Deep



ORI Dining Chair | Dining Armchair



HARO Pendant | MÜN Pendant Large | Rechargeable Lantern Lamp | ORI Dining Armchair







STACK Dining Chair



MUN Rechargeable Lantern Lamp













FRAME Floor Mirror | Wall Mirror Large | Wall Mirror Small With Board | Shelf



PRODUCT INFORMATION

PRODUCT LIST BY COLLECTION



PRODUCT LIST BY COLLECTION

Furniture

| | |
|---------------------------------|-----|
| ARC by Hallgeir Homstvedt | 050 |
| BLEND by Nendo | 054 |
| BLINK by Yabu Pushelberg | 056 |
| BUND by Neri&Hu | 066 |
| CABINET OF CURIOSITY by Neri&Hu | 070 |
| CARLO by Carlo Forcolini | 072 |
| CRAWFORD by Tom Fereday | 074 |
| DAWN by Space Copenhagen | 078 |
| DISCIPLINE by Neri&Hu | 080 |
| DOWRY by Neri&Hu | 084 |
| EXCHANGE by Jun Aizaki - CRÈME | 088 |
| FREJA by Space Copenhagen | 094 |
| INFINITY by Space Copenhagen | 098 |
| INDUSTRY by Neri&Hu | 104 |
| KITE by Nendo | 108 |
| LUNAR by Space Copenhagen | 112 |
| MING by Neri&Hu | 118 |
| ORI by Hallgeir Homstvedt | 122 |
| QT/CHILLAX by Nic Graham | 124 |
| RÉN by Space Copenhagen | 126 |
| RISOM by Jens Risom | 130 |
| SEITON by OEO Studio | 134 |
| SLOW by Space Copenhagen | 138 |
| STACK by Neri&Hu | 146 |
| SW by OEO Studio | 148 |
| TAYLOR by Yabu Pushelberg | 150 |
| UTILITY by Neri&Hu | 154 |
| WOHLERT by Vilhelm Wohlert | 164 |

Lighting

| | |
|--------------------------|-----|
| HARO by Space Copenhagen | 170 |
| KYOTO LAMP by OEO Studio | 172 |
| MŪN by OEO Studio | 174 |
| YAMA by Space Copenhagen | 178 |

Accessories

| | |
|--------------------------|-----|
| ARITA by Neri&Hu | 180 |
| FRAME by Nendo | 184 |
| WALL by Space Copenhagen | 188 |
| LINEN | 192 |

Arc

by Hallgeir Homstvedt

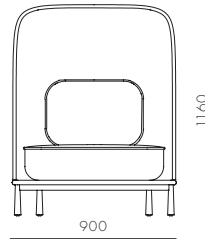
The Arc collection is a response to the modern work situation, which the designer wanted it to provide the shelter and remind people of home. The designer gave this collection a distinct character and made it stand out from typical contract furniture. The soft silhouette of the sofa strengthens the instantly recognizable character. A thick seam sweeps along the edge of the sofa, like a barrier between the strict and straight outside shape, and the softer sculpted inside. With embracing curves and intricate upholstery details, the Arc collection has a gentle character that makes it the perfect for both retail and soft contract market.

Arc Highback Chair



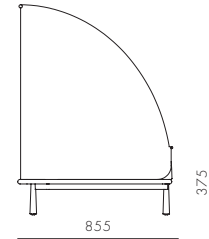
CODE & MATERIALS

AR-S121
Veneer laminate base,
Steel leg, Upholstery



DIMENSIONS

W900 x D855 x H1160mm
Seating height: 375mm

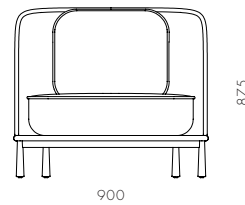


Arc Lounge Chair



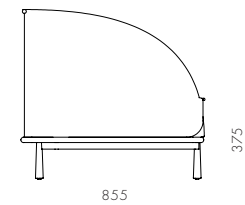
CODE & MATERIALS

AR-S111
Veneer laminate base,
Steel leg, Upholstery



DIMENSIONS

W900 x D855 x H875mm
Seating height: 375mm



Arc Sofa Highback Love Seat L

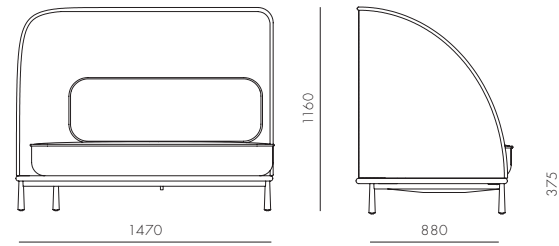


CODE & MATERIALS

AR-S410-L
Veneer laminate base,
Steel leg, Upholstery

DIMENSIONS

W1470 x D880 x H1160mm
Seating height: 375mm



Arc Sofa Highback Love Seat R

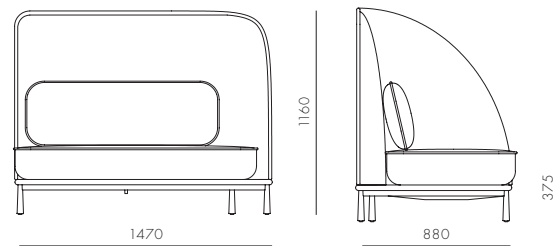


CODE & MATERIALS

AR-S410-R
Veneer laminate base,
Steel leg, Upholstery

DIMENSIONS

W1470 x D880 x H1160mm
Seating height: 375mm



Arc Sofa Love Seat

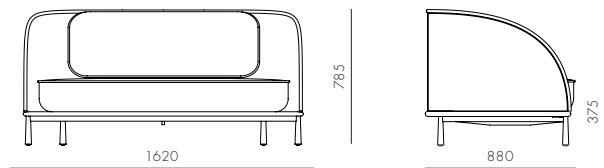


CODE & MATERIALS

AR-S430
Veneer laminate base,
Steel leg, Upholstery

DIMENSIONS

W1620 x D880 x H785mm
Seating height: 375mm



Arc Sofa Highback Love Seat

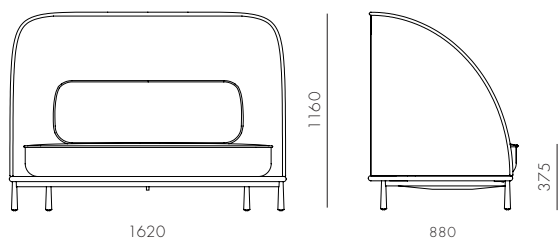


CODE & MATERIALS

AR-S410
Veneer laminate base,
Steel leg, Upholstery

DIMENSIONS

W1620 x D880 x H1160mm
Seating height: 375mm



Arc Sofa Three Seater

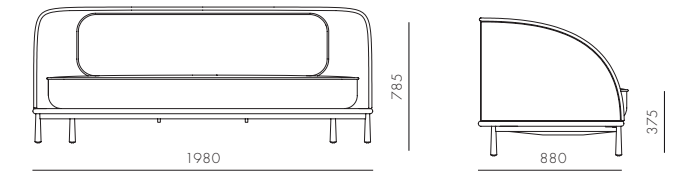


CODE & MATERIALS

AR-S420
Veneer laminate base,
Steel leg, Upholstery

DIMENSIONS

W1980 x D880 x H785mm
Seating height: 375mm



Arc Coffee Table

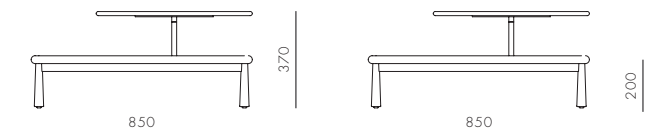


CODE & MATERIALS

AR-T210
Veneer laminate top,
Steel leg and support, Stone top

DIMENSIONS

W850 x D850 x H370mm



Blend

by Nendo

A three-legged bar stool with three crossbars was the base design, but as two of the crossbars melt away in the middle, the bars, initially tasked with horizontally connecting the legs, instead turn perpendicular to support the seat and a leg. A lone crossbar remains, acting as a footrest. This slight structural change utterly transforms the direction of force and how it is applied, becoming the stool's major feature. 5 variations are available, including short stools, those with a leg seemingly extended up into a backrest, and those with upholstered seats.

Blend Stool W

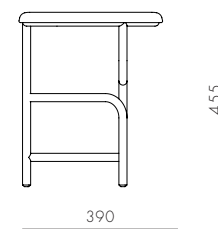
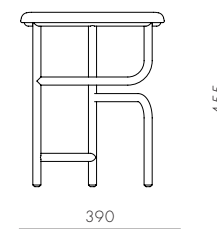


CODE & MATERIALS

BD-S620-WD
Powder coated steel frame,
Solid wood seat

DIMENSIONS

W390 x D390 x H455mm
Seating height: 455mm



Blend Stool High

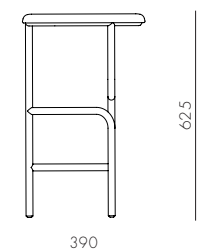
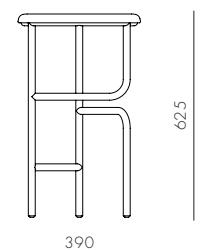


CODE & MATERIALS

BD-S610-H
Powder coated steel frame,
Solid wood seat

DIMENSIONS

W390 x D390 x H625mm
Seating height: 625mm



Blend Stool U

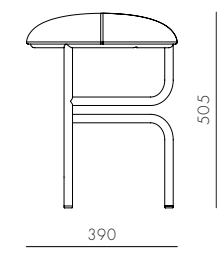
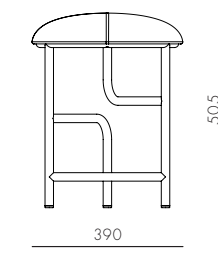


CODE & MATERIALS

BD-S620-UP
Powder coated steel frame,
Upholstered seat

DIMENSIONS

W390 x D390 x H505mm
Seating height: 505mm



Blend Chair W

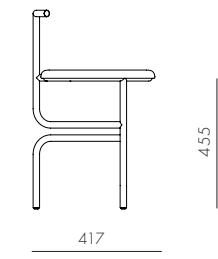
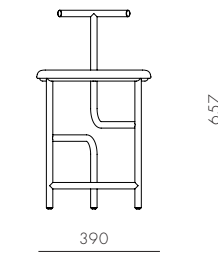


CODE & MATERIALS

BD-S210-WD
Powder coated steel frame,
Solid wood seat

DIMENSIONS

W390 x D417 x H657 mm
Seating height: 455mm



Blend Chair U

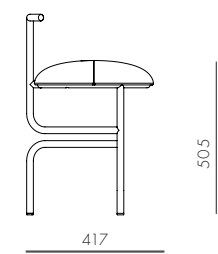
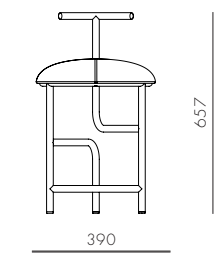


CODE & MATERIALS

BD-S210-UP
Powder coated steel frame,
Upholstered seat

DIMENSIONS

W390 x D417 x H657mm
Seating height: 505mm



Blink

by Yabu Pushelberg

Compact in profile and scale, this light, playful and sculptural collection lends itself to both residential and commercial applications. Though Blink has a distinct personality and distilled modernist quality, pieces from this collection can coexist or live independently amongst other styles. The materials have been selected to create considered contrasts from texture to texture and surface to surface.



Blink Dining Chair

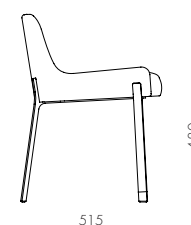
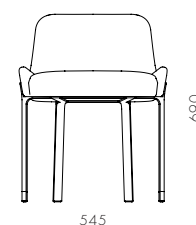


CODE & MATERIALS

BL-S210
Powder coated steel frame, Brass plated stainless steel, Upholstery

DIMENSIONS

W545 x D515 x H690mm
Seating height: 480mm



Blink Vanity Stool SH470



CODE & MATERIALS

BL-S610-470
Powder coated steel frame, Brass plated stainless steel, Upholstery

DIMENSIONS

W515 x D490 x H590mm
Seating height: 470mm



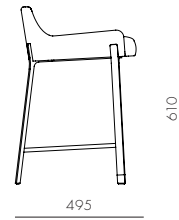
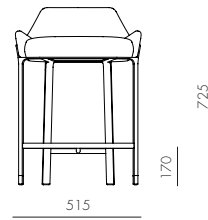
Blink Counter Stool SH610

CODE & MATERIALS

BL-S610-610
Powder coated steel frame, Brass plated stainless steel, Upholstery

DIMENSIONS

W515 x D495 x H725mm
Seating height: 610mm



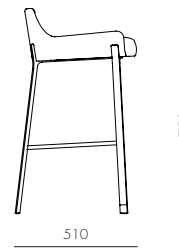
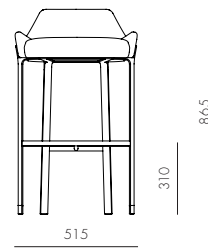
Blink Bar Stool SH750

CODE & MATERIALS

BL-S610-750
Veneer laminate base, Steel leg, Upholstery

DIMENSIONS

W515 x D510 x H865mm
Seating height: 750mm



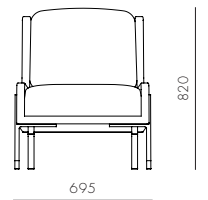
Blink Lounge Chair

CODE & MATERIALS

BL-S410
Powder coated steel frame, Brass plated stainless steel, Upholstery

DIMENSIONS

W695 x D800 x H820mm
Seating height: 430mm




Blink Sofa Two Seater

CODE & MATERIALS

BL-S420
Powder coated steel frame, brass plated stainless steel, upholstery

DIMENSIONS

W1620 x D800 x H820mm
Seating height: 430mm



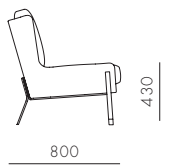
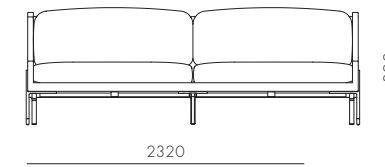
Blink Sofa Three Seater

CODE & MATERIALS

BL-S430
Powder coated steel frame, Brass plated stainless steel, Upholstery

DIMENSIONS

W2320 x D800 x H820mm
Seating height: 430mm



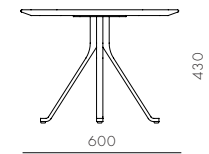
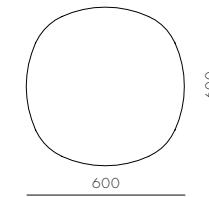
Blink Side Table - Wood Top

CODE & MATERIALS

BL-T110-600-WD
Veneer laminate top, Powder coated steel frame

DIMENSIONS

W600 x D600 x H430mm



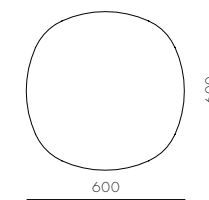
Blink Side Table - Stone Top

CODE & MATERIALS

BL-T110-600-ST
Stone top, Powder coated steel frame

DIMENSIONS

W600 x D600 x H430mm



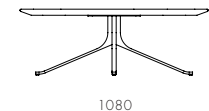
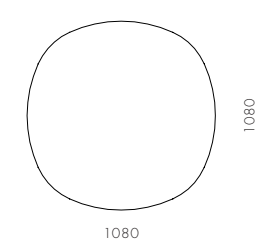
Blink Coffee Table - Wood Top

CODE & MATERIALS

BL-T210-1080-WD
Veneer laminate top, Powder coated steel frame

DIMENSIONS

W1080 x D1080 x H380mm

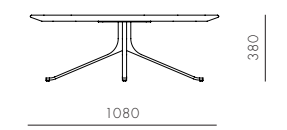
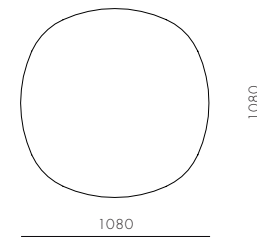




Blink Coffee Table - Stone Top

CODE & MATERIALS
BL-T210-1080-ST
Stone top,
Powder coated steel frame

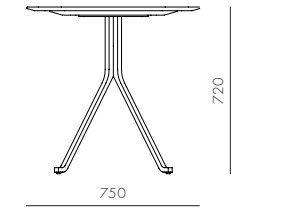
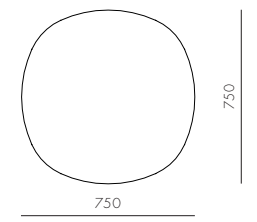
DIMENSIONS
W1080 x D1080 x H380mm



Blink Café Table - Wood Top

CODE & MATERIALS
BL-T310-750-WD
Veneer laminate top,
Powder coated steel frame

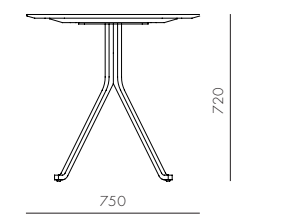
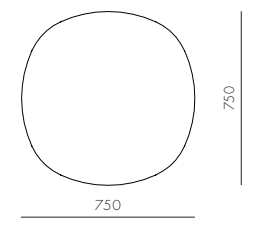
DIMENSIONS
W750 x D750 x H720mm



Blink Café Table - Stone Top

CODE & MATERIALS
BL-T310-750-ST
Stone top,
Powder coated steel frame

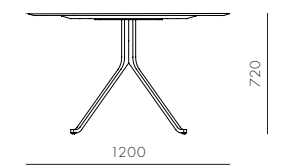
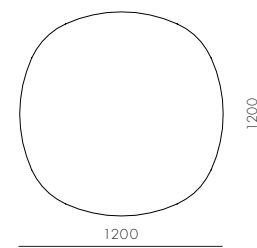
DIMENSIONS
W750 x D750 x H720mm



Blink Dining Table - Wood Top

CODE & MATERIALS
BL-T410-1200-WD
Veneer laminate top,
Powder coated steel frame

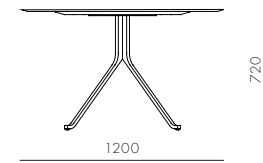
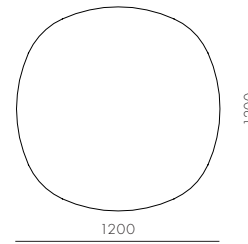
DIMENSIONS
W1200 x D1200 x H720mm



Blink Dining Table - Stone Top

CODE & MATERIALS
BL-T410-1200-ST
Stone top,
Powder coated steel frame

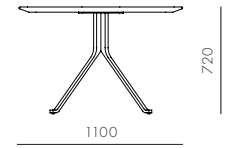
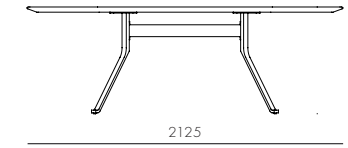
DIMENSIONS
W1200 x D1200 x H720mm



Blink Oval Dining Table - Stone Top

CODE & MATERIALS
BL-T420-2125-ST
Veneer laminate top,
Powder coated steel frame

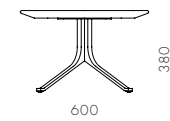

DIMENSIONS
W2125 x D1100 x H720mm



Blink Oval Coffee Table - Wood Top

CODE & MATERIALS
BL-T220-1775-WD
Veneer laminate top,
Powder coated steel frame

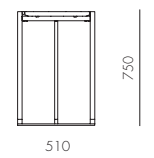
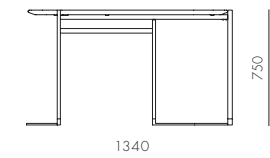
DIMENSIONS
W1775 x D600 x H380mm



Blink Console

CODE & MATERIALS
BL-T710
Veneer laminate top,
Powder coated steel frame,
Brass plated stainless steel

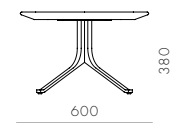

DIMENSIONS
W1340 x D510 x H750mm



Blink Oval Coffee Table - Stone Top

CODE & MATERIALS
BL-T220-1775-ST
Stone top,
Powder coated steel frame

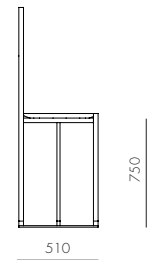
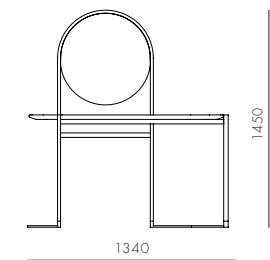
DIMENSIONS
W1775 x D600 x H380mm



Blink Vanity

CODE & MATERIALS
BL-T720
Veneer laminate top, Powder coated steel frame, Brass plated stainless steel, Mirrored glass

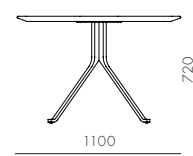
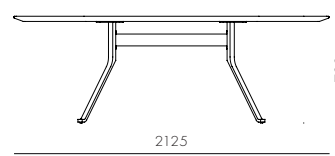
DIMENSIONS
W1340 x D510 x H1450mm



Blink Oval Dining Table - Wood Top

CODE & MATERIALS
BL-T420-2125-WD
Veneer laminate top,
Powder coated steel frame

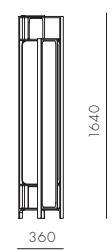
DIMENSIONS
W2125 x D1100 x H720mm



Blink Screen

CODE & MATERIALS
BL-SC110
Veneer laminate panels, Mirror,
Powder coated steel frame

DIMENSIONS
W1295 x D360 x H1640mm





Bund

by Neri&Hu

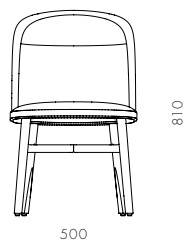
Inspired by the Bund, a lasting symbol of Shanghai's past, present, and future, this series combines elements not only from its industrial origins, but also from its splendid colonial history. The soft curves and rich fabric finishes, as well as the wooden legs, pay homage to the Art Deco style which is permanently ingrained in the DNA of the city.

Bund Dining Chair



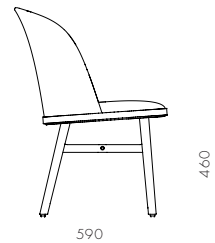
CODE & MATERIALS

BU-S210
Solid wood frame,
Upholstered moulded foam frame,
Upholstered seat



DIMENSIONS

W500 x D590 x H810mm
Seating height: 460mm

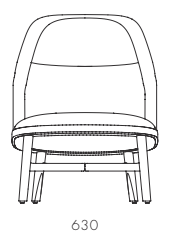


Bund Lounge Chair



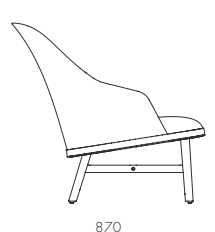
CODE & MATERIALS

BU-S111
Solid wood frame,
Upholstered moulded foam frame,
Upholstered seat



DIMENSIONS

W630 x D870 x H815mm
Seating height: 390mm





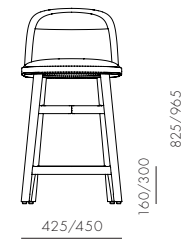
Bund Bar Chair SH610 / SH750

CODE & MATERIALS

BU-S310-610
BU-S310-750
Solid wood frame, Upholstered moulded
foam frame, Upholstered seat

DIMENSIONS

W425 x D465 x H825mm
W450 x D470 x H965mm
Seating height: 610/750mm



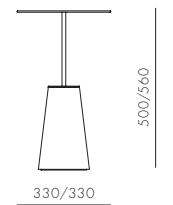
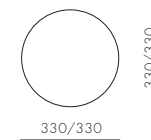
Bund Side Table H500 / H560

CODE & MATERIALS

BU-T110-500
BU-T110-560
Stainless steel brasstop,
Marble base

DIMENSIONS

W330 x D300 x H500mm
W330 x D300 x H560mm



Cabinet of Curiosity

by Neri&Hu

'secrets &..' by Neri&Hu is the first edition of A Cabinet of Curiosity, an ongoing series to be launched in subsequent years, slowly peeling away the hidden to finally satisfy the curiosity in all of us. The wooden cabinet with glass doors rests on a metal trolley inspired by scenes from a ceramic factory, before the cart enters the fiery furnace. The furnace represents trials and tribulations we all encounter in life, from which we offer up sweat and tears, pain and pleasure. Yet it is through the burning of these sins and secrets that we walk out white as snow. Secrets revealed. Or secrets concealed. That is up to us.

Cabinet of Curiosity Read

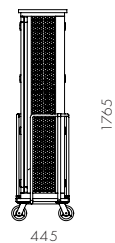
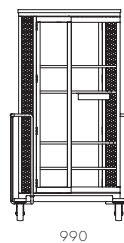


CODE & MATERIALS

COC-C100
Solid walnut frame, Veneer laminate panels, Brass plated stainless steel, Powder coated steel, Tempered glass

DIMENSIONS

W990 x D445 x H1765mm



Cabinet of Curiosity Dress

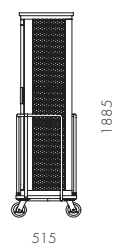
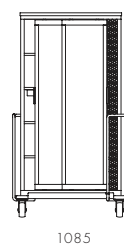


CODE & MATERIALS

COC-C120
Solid walnut frame, Veneer laminate panels, Brass plated stainless steel, Powder coated steel, Tempered glass

DIMENSIONS

W1085 x D515 x H1885mm



Carlo

by Carlo Forcolini

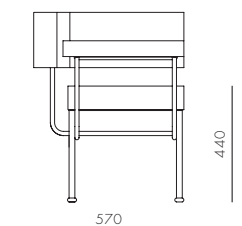
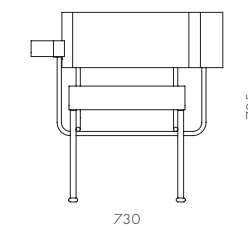
Stellar Works Carlo collection gathers together some of the greatest and most influential designs of a 20th-century Italian master: Carlo Forcolini. His bold, playful and unstintingly imaginative approach resulted in a succession of attention-grabbing chairs and stools that make use of strong geometric shapes and colours – together with a touch of humour. Alongside influential 1980s seating such as the Cotton Club and 'smiling' Alien chairs, the Carlo collection includes Forcolini's self-supporting bookcase Ran Library, inspired by temple doors in China and Japan.

Cotton Club Lounge Chair (1988)



CODE & MATERIALS
CF-S111
Powder coated steel frame,
Upholstery

DIMENSIONS
W730 x D570 x H725mm
Seating height: 440mm

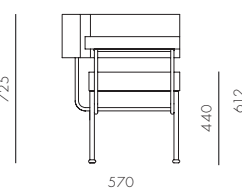
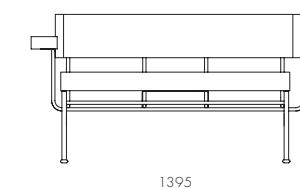


Cotton Club Lounge Chair Two Seater (1988)



CODE & MATERIALS
CF-S121
Powder coated steel frame,
Upholstery

DIMENSIONS
W1395 x D570 x H725mm
Seating height: 440mm

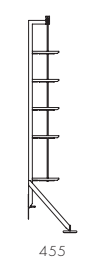
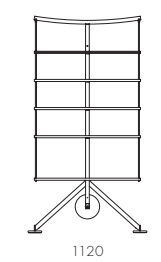


Ran Library (1982)



CODE & MATERIALS
CF-SF110
Powder coated steel frame,
Veneer laminate shelves

DIMENSIONS
W1120 x D455 x H2040mm



Crawford

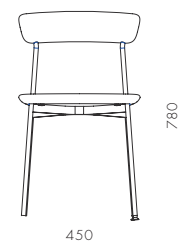
by Tom Fereday

The Crawford Collection is comprised of a sofa, bed, tables and a dining chair. Following Stellar Works' ethos, the collection was developed on the principle of honest design that celebrates Asian sensibilities, whilst reinterpreting them for an international audience. The collection also represents a fusion of cultures that celebrates the growing design movement in the Asia Pacific region, as championed by Lane Crawford. Tom Fereday's designs utilise natural materials, tactile finishes and subtle, yet elegant details.

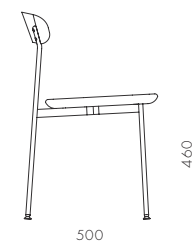
Crawford Dining Chair U



CODE & MATERIALS
CR-S210-UP
Powder coated steel frame,
Upholstered seat,
Solid wood back



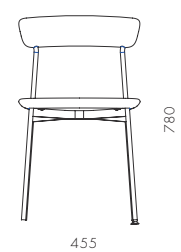
DIMENSIONS
W450 x D500 x H780mm
Seating height: 460mm



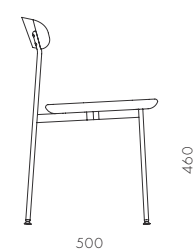
Crawford Dining Chair W



CODE & MATERIALS
CR-S210-WD
Powder coated steel frame,
Solid wood seat and back



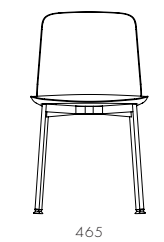
DIMENSIONS
W455 x D500 x H780mm
Seating height: 460mm




Crawford Soft Dining Chair



CODE & MATERIALS
CR-S220
Powder coated steel frame,
Upholstered seat and back



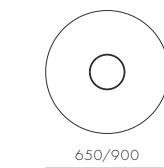
DIMENSIONS
W465 x D520 x H795mm
Seating height: 465mm



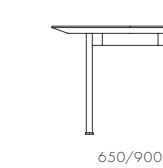
Crawford Coffee Table C650 / C900



CODE & MATERIALS
CRT210-650/900
Veneer laminate top,
Steel black powder coated frame,
Stainless steel brass ring



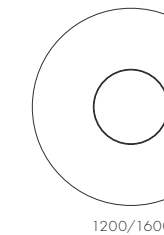
DIMENSIONS
W650 x D650 x H450mm
W900 x D900 x H350mm



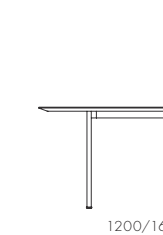
Crawford Dining Table 2 C1200 / C1600



CODE & MATERIALS
CR-T420-1200
CR-T420-1600
Veneer laminate top,
Steel black powder coated frame,
Stainless steel brass ring



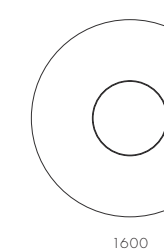
DIMENSIONS
W1200 x D1200 x H750mm
W1600 x D1600 x H750mm



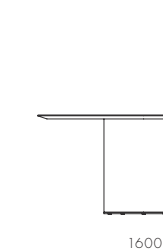
Crawford Dining Table 1 C1600



CODE & MATERIALS
CR-T410-1600
Veneer laminate top and base,
Stainless steel brass ring



DIMENSIONS
W1600 x D1600 x H750mm





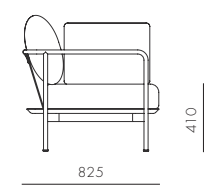
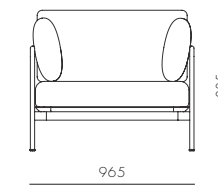
Crawford Lounge Chair

CODE & MATERIALS

CR-S111
Veneer laminate base,
Steel black powder coated frame,
Upholstery

DIMENSIONS

W965 x D825 x H835mm
Seating height: 410mm



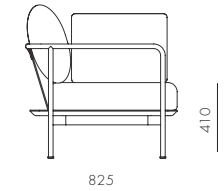
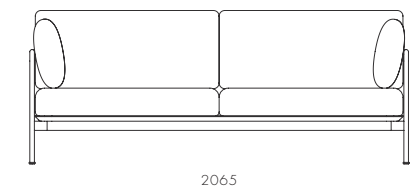
Crawford Sofa

CODE & MATERIALS

CR-S421
Veneer laminate base,
Steel black powder coated frame

DIMENSIONS

W2065 x D825 x H835mm
Seating height: 410mm



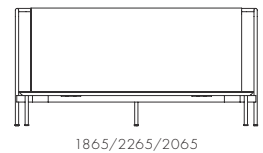
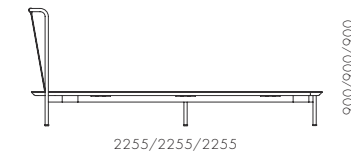
Crawford Bed Double / King / Queen Size

CODE & MATERIALS

CR-B110-D
CR-B110-K
CR-B110-Q
Powder coated steel frame,
Solid wood frame,
Upholstered head board

DIMENSIONS

W2255 x D1865 x H900mm
W2255 x D2265 x H900mm
W2255 x D2065 x H900mm



Dawn

by Space Copenhagen

Dawn is a modern take on the classic bed with a headboard. With its soft curves and hidden functions, Dawn's clean, effortless look gives an air of contemporary and understated refinement to bedrooms to fit the demands of modern lifestyle.

The Dawn collection is beautifully detailed in a choice of woods, tile, leather and brass, adaptable and equally suitable to both residential and hospitality.

Dawn Bed Double / King / Queen Size




CODE & MATERIALS

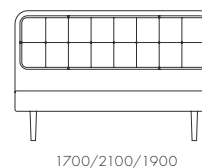
DA-B110-D
DA-B110-K
DA-B110-Q
Solid wood and metal base,
Solid wood with veneer laminate
frame, Upholstery back

DIMENSIONS

W2130 x D1700 x H1100mm
W2130 x D2100 x H1100mm
W2130 x D1900 x H1100mm



1100/1100/1100



1100/1100/1100



Discipline

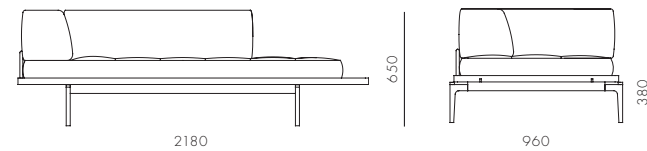
by Neri&Hu

The Discipline Sofa derives its name from the basic horizontal wooden plane that acts as a base for the four variations of soft cushion above. Supported by delicate metal legs, the platforms hover just above the ground and their simple geometry and carefully calibrated dimensions allow for a seamless aggregation of individual units. Variants of the sofa can be combined in infinite configurations for a wide variety of functions, from an intimate two-piece "L" to a 20m long bench, or even back-to-back as a feature object. Utilizing two distinct materials, there is a clear contrast between the heaviness of the marble base and the brass top which is perched precariously above. The delicate and precise lines, the slender proportions, and the elegant material choices make this side table very versatile all around.

Discipline Sofa Corner L

CODE & MATERIALS
DS-S420-L
Veneerlaminat base, Stainless steel legs and brackets, Upholstery

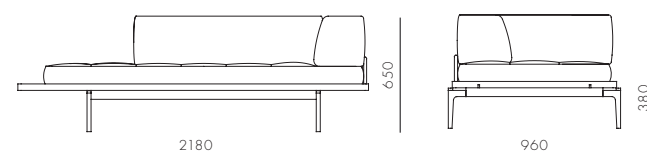
DIMENSIONS
W2180 x D960 x H650mm
Seating height: 380mm



Discipline Sofa Corner R

CODE & MATERIALS
DS-S420-R
Veneerlaminat base, Stainless steel legs and brackets, Upholstery

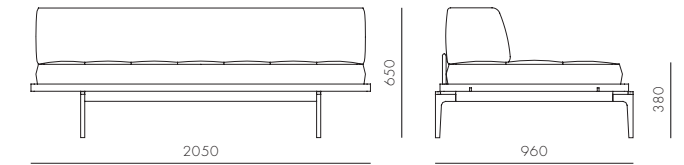
DIMENSIONS
W2180 x D960 x H650mm
Seating height: 380mm



Discipline Sofa Straight

CODE & MATERIALS
DS-S410
Veneerlaminat base, Stainless steel legs and brackets, Upholstery

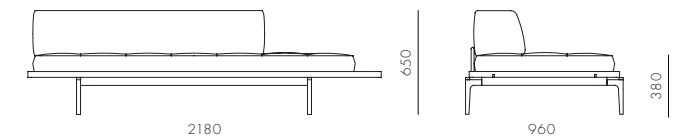
DIMENSIONS
W2050 x D960 x H650mm
Seating height: 380mm



Discipline Sofa Half Back L

CODE & MATERIALS
DS-S430-L
Veneerlaminat base, Stainless steel legs and brackets, Upholstery

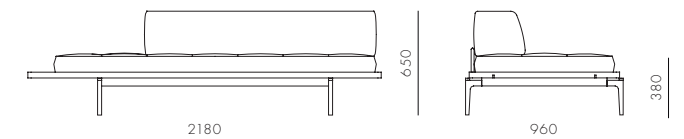
DIMENSIONS
W2180 x D960 x H650mm
Seating height: 380mm



Discipline Sofa Half Back R

CODE & MATERIALS
DS-S430-R
Veneerlaminat base, Stainless steel legs and brackets, Upholstery

DIMENSIONS
W2180 x D960 x H650mm
Seating height: 380mm





Dowry

by Neri&Hu

Neri&Hu's modern, clean-lined collection of cabinets is rooted in the tradition of the dowry, drawn from both Chinese culture and that of many others worldwide. Passed from one generation to the next at the moment of marriage, the dowry object is imbued with sentiment and history, embodying the potent nostalgia and symbolic value of a family heirloom.

Crafted to include traditional detailing and joinery techniques, the wide metal base and wooden body of the cabinets and drawers can be customised in a wide variety of materials and finishes. This allows the collection to be tailor-made to suit any setting, or personalised so that any family can create their own heirloom furniture, to pass on through the generations to come.

Dowry Cabinet I

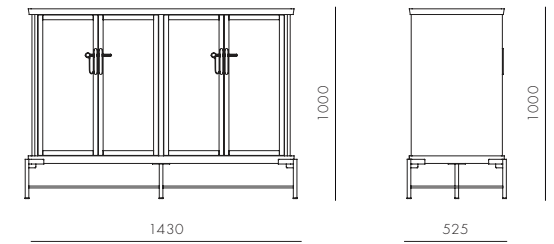


CODE & MATERIALS

DO-C110
Solid wood with veneer panels,
Stainless steel brass finish,
Tempered glass

DIMENSIONS

W1430 x D525 x H1000mm



Dowry Cabinet II

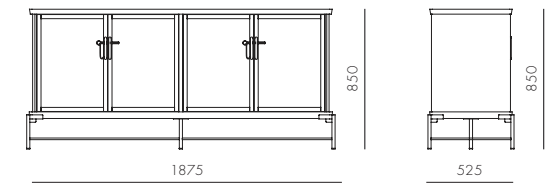


CODE & MATERIALS

DO-C120
Solid wood with veneer panels,
Stainless steel brass finish,
Tempered glass

DIMENSIONS

W1875 x D525 x H850mm



Dowry Cabinet III

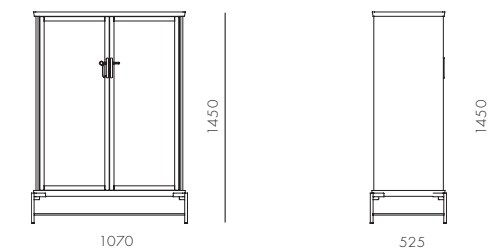


CODE & MATERIALS

DO-C130
Solid wood with veneer panels,
Stainless steel brass finish,
Tempered glass

DIMENSIONS

W1070 x D525 x H1450mm





Exchange

by Jun Aizaki - CRÈME

By exchanging the conventional wooden spindles and stretcher of the Windsor back with steel, CRÈME has produced a new chair that feels both contemporary and traditional at once. This exchange suggests the new life and design that can be breathed into used or well-worn objects and furnishings.


The new extended Exchange collection is timeless and modern, and includes a dining table, bench and an additional range of chairs.

Exchange Dining Chair




CODE & MATERIALS

EX-S211
Solid wood frame,
Blackened stainless steel



DIMENSIONS

W525 x D505 x H760mm
Seating height: 455mm

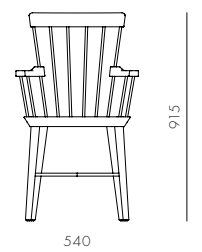


Exchange HighBack Chair



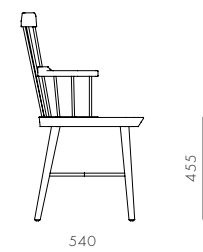
CODE & MATERIALS

EX-S231
Solid wood frame,
Blackened stainless steel



DIMENSIONS

W540 x D540 x H915mm
Seating height: 455mm

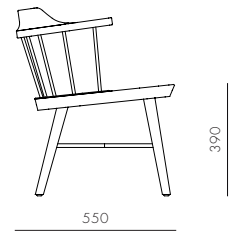





Exchange Lounge Chair

CODE & MATERIALS
 EX-S111
 Solid wood frame,
 Blackened stainless steel

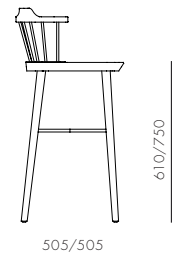
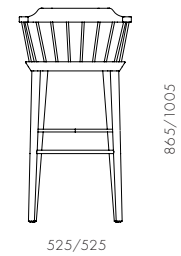
DIMENSIONS
 W595 x D550 x H655mm
 Seating height: 390mm



Exchange Bar Chair SH610 / 750

CODE & MATERIALS
 EX-S311- 610
 EX-S311-750
 Solid wood frame,
 Blackened stainless steel

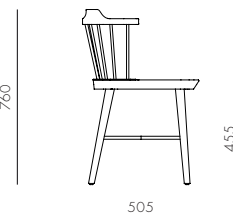
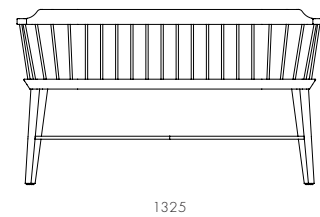
DIMENSIONS
 W525 x D505 x H865mm
 W525 x D505 x H1005mm
 Seating height: 610/750mm



Exchange Chair Two Seater

CODE & MATERIALS
 EX-S221
 Solid wood frame,
 Blackened stainless steel

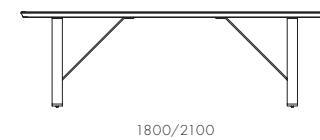
DIMENSIONS
 W1325 x D505 x H760mm
 Seating height: 455mm



Exchange Dining Table W1800 / 2100

CODE & MATERIALS
 EX-T410-1800/2100
 Veneer laminate top,
 Blackened stainless steel

DIMENSIONS
 W1800 x D900 x H740mm
 W2100 x D1000 x H740mm





Freja

by Space Copenhagen

Freja is a collection of stools and bench that comes out of a wish to create sculptural furniture with the soothing visual appeal of Scandinavian furniture making traditions and a Japanese mode of expression.

The archetypal furniture making principles of static and ornament converge to give Freja its elegant, yet simple character. Seen from different angles legs and aprons optically interweave to form a trellis, the seat floating lightly with either woven paper cord or leather as only decorative feature.

Freja Bar Stool SH450 / 610 / 750 Leather Stripe Seat



CODE & MATERIALS

FE-S610-LS
FE-S310-LS
FE-S320-LS
Solid wood frame, Leather seat

DIMENSIONS

W465 x D345 x H470mm
W465 x D345 x H630mm
W465 x D345 x H750mm
Seating height: 450/610/735mm



Freja Bar Stool SH450 / 610 / 750 Leather Seat



CODE & MATERIALS

FE-S610-LE
FE-S310-LE
FE-S320-LE
Solid wood frame, Leather seat

DIMENSIONS

W465 x D345 x H470mm
W465 x D345 x H630mm
W465 x D345 x H750mm
Seating height: 450/610/735mm





Freja Bar Stool SH450 / 610 / 750
Paper Cord Seat

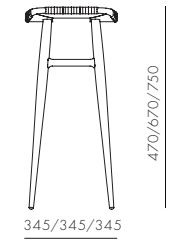


CODE & MATERIALS

FE-S610-PC
FE-S310-PC
FE-S320-PC
Solid wood frame, Paper cord seat

DIMENSIONS

W465 x D345 x H470mm
W465 x D345 x H630mm
W465 x D345 x H750mm
Seating height: 450/610/735mm



Freja Bench Leather Stripe Seat

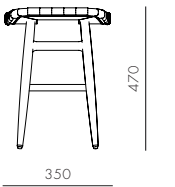
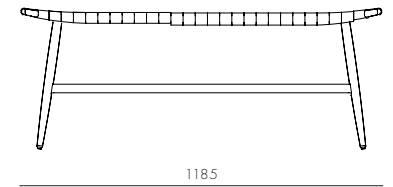


CODE & MATERIALS

FE-S620-LS
Solid wood frame, Leather seat

DIMENSIONS

W1185 x D350 x H470mm
Seating height: 450



Freja Bench Leather Seat

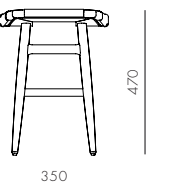
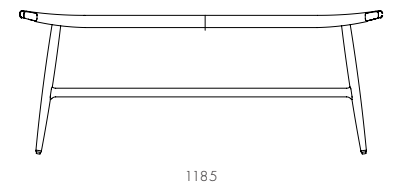


CODE & MATERIALS

FE-S620-PC
Solid wood frame, Leather seat

DIMENSIONS

W1185 x D350 x H470mm
Seating height: 450



Freja Bench Paper Cord Seat

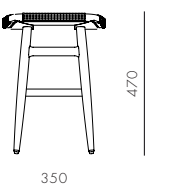
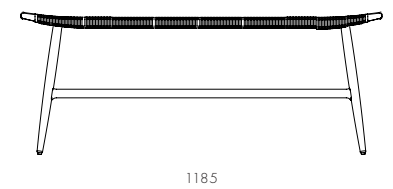


CODE & MATERIALS

FE-S620-LE
Solid wood frame, Paper cord seat

DIMENSIONS

W1185 x D350 x H470mm
Seating height: 450



Infinity

by Space Copenhagen

The modular sofa collection Infinity is about the purity of the shape and the softness of the curves. This sofa collection was designed to have a minimum of edges and almost invisible detailing and stitching - to underline its elegant, sculptural values and to secure ultimate comfort for the body. A sofa is often a dominant, defining object in a space. The design intention of the Infinity sofa is to radiate a calm, yet strong appearance. Through the choices of fabrics or leather, it can be personalised for different moods and environments - classically elegant while being lush and casual. The name Infinity also refers to the endless possibilities of combinations and variations of the continuous curves.

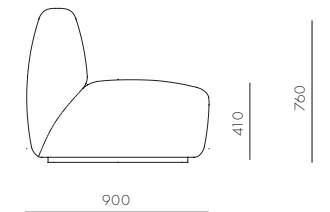



Infinity Straight



CODE & MATERIALS
IF-S410
Solid wood and plywood
frame, upholstery

DIMENSIONS
W900 x D900 x H760mm
Seating height: 410mm

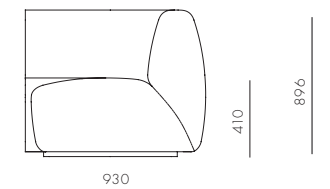
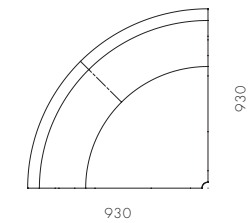


Infinity Corner



CODE & MATERIALS
IF-S420
Solid wood and plywood
frame, upholstery

DIMENSIONS
W930 x D930 x H760mm
Seating height: 410mm

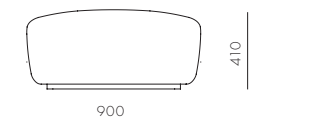
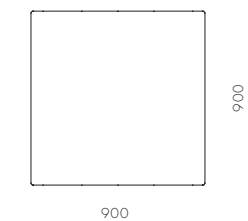


Infinity Backless



CODE & MATERIALS
IF-S430
Solid wood and plywood
frame, upholstery

DIMENSIONS
W900 x D900 x H410mm
Seating height: 410mm

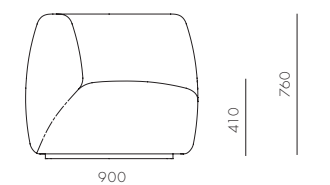
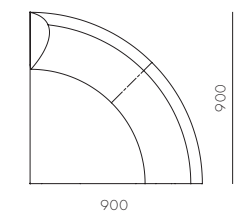


Infinity End L



CODE & MATERIALS
IF-S440-L
Solid wood and plywood
frame, upholstery

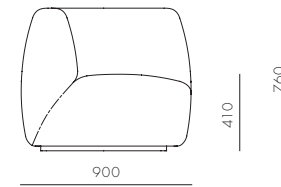
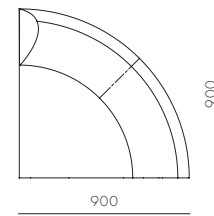
DIMENSIONS
W900 x D900 x H760mm
Seating height: 410mm



Infinity End R

CODE & MATERIALS
Infinity End R
Solid wood and plywood
frame, upholstery

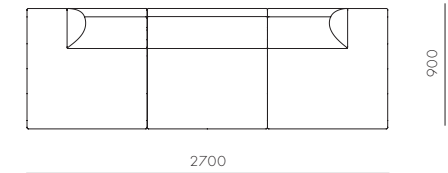
DIMENSIONS
W900 x D900 x H760mm
Seating height: 410mm



Infinity Option 1

CODE & MATERIALS
Infinity Straight, Infinity Arm L/R

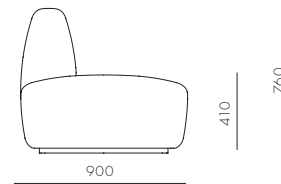
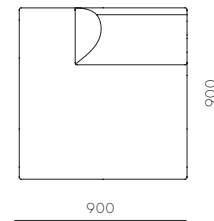
DIMENSIONS
W2700 x D900mm



Infinity Arm L

CODE & MATERIALS
IF-S450-R
Solid wood and plywood
frame, upholstery

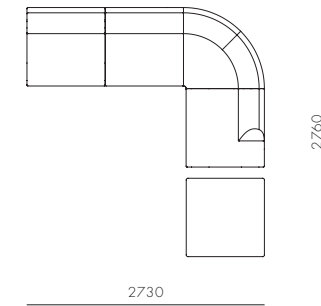
DIMENSIONS
W900 x D900 x H760mm
Seating height: 410mm



Infinity Option 2

CODE & MATERIALS
Infinity Straight x 2, Infinity Corner,
Infinity Arm L, Infinity Ottoman

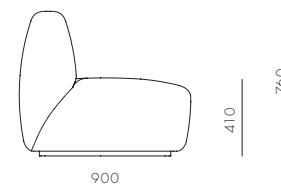
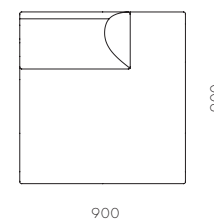
DIMENSIONS
W2730 x D3000mm



Infinity Arm R

CODE & MATERIALS
IF-S450-R
Solid wood and plywood
frame, upholstery

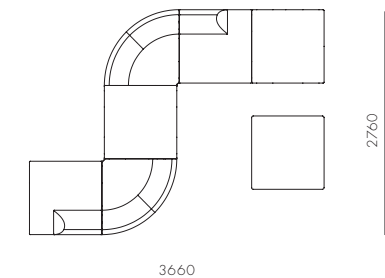
DIMENSIONS
W900 x D900 x H760mm
Seating height: 420mm



Infinity Option 3

CODE & MATERIALS
Infinity Corner x 2, Infinity
Arm R x 2, Infinity Backless
x 2, Infinity Ottoman

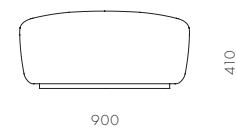
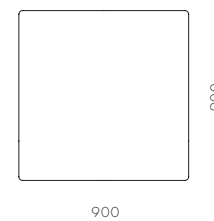
DIMENSIONS
W3660 x D2760mm



Infinity Ottoman

CODE & MATERIALS
IF-S510
Solid wood and plywood
frame, upholstery

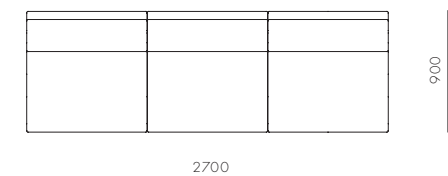
DIMENSIONS
W900 x D900 x H410mm
Seating height: 410mm



Infinity Option 4

CODE & MATERIALS
Infinity Straight x 3

DIMENSIONS
W2700 x D900mm

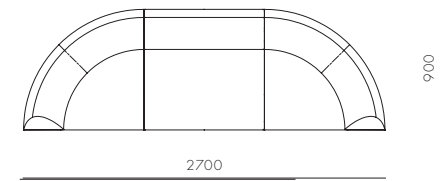




Infinity Option 5

CODE & MATERIALS
Infinity Straight,
Infinity End L / R

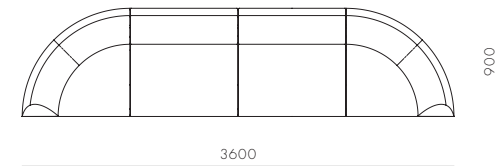
DIMENSIONS
W2700 x D900mm



Infinity Option 6

CODE & MATERIALS
Infinity Straight x 2,
Infinity End L / R

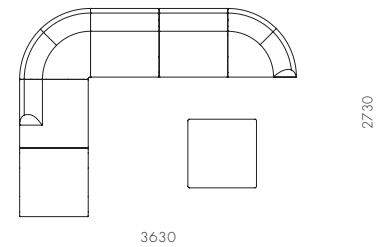
DIMENSIONS
W3600 x D900mm



Infinity Option 7

CODE & MATERIALS
Infinity Straight x2, Infinity Corner,
Infinity End R, Infinity Arm L, Infinity
Backless, Infinity Ottoman

DIMENSIONS
W3630 x D2730mm



Industry

by Neri&Hu


Following the Utility series, Industry is a collection that is both easy to use and utilitarian in essence. Designed with simple and modern lines, it is clean and industrial in style, with comfortable seating, and stackable chairs. The collection can be used in every space, both for function and visual interest.

Industry Dining Chair



CODE & MATERIALS
IN-S210
Steel frame, Polypropylene seat and back, Upholstery

DIMENSIONS
W475 x D555 x H805mm
Seating height: 460mm




Industry Dining Armchair



CODE & MATERIALS
IN-S211
Steel frame, Polypropylene seat and back, Upholstery

DIMENSIONS
W525 x D555 x H805mm
Seating height: 460mm

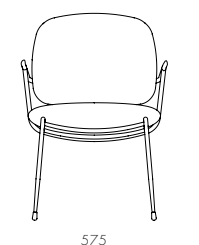


Industry Lounge Chair



CODE & MATERIALS
IN-S111
Steel frame, Polypropylene seat and back, Upholstery

DIMENSIONS
W575 x D695 x H795mm
Seating height: 450mm




Industry Bar Chair SH610 / SH750



CODE & MATERIALS
IN-S310-610
IN-S310-750
Steel frame, Polypropylene seat and back, Upholstery

DIMENSIONS
W455 x D540 x H975mm
W455 x D535 x H1115mm
Seating height: 610/750mm





Kite


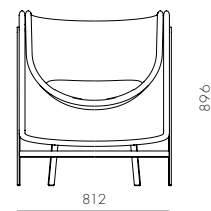
by Nendo

An armchair designed for common spaces in offices and hotels. There are numerous armchairs and sofas for lobbies and lounges, but those for narrow spaces such as corridors, elevator lobbies, and entrances are difficult to find. Therefore, a compact chair was devised to fit in those niches, for passersby to rest in for a spell or in which to have casual conversation. Attempts to make an armchair small normally leads one to think of gradual elimination of the backrest to create a bench-like furniture piece. But casting the backrest as the star to which the seat is adjoined yields a design less about sitting and more about leaning against a grand backrest. Such a design takes up minimal space while offering to the chair's occupant a bit of calm and security. The backrest and seat are independent parts, with shallow and deep seats and lower and taller backs available for use in combination according to the size of the space and degree of privacy desired.

Kite Lounge Chair-Narrow

CODE & MATERIALS
KT-S110-N
Powder coated steel frame,
Upholstered shell

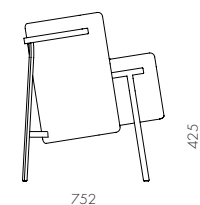
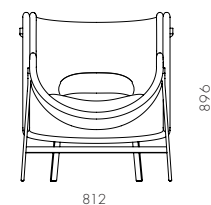
DIMENSIONS
W812 x D518 x H896mm
Seating height: 535mm



Kite Lounge Chair-Deep

CODE & MATERIALS
KT-S110-D
Powder coated steel
frame, Upholstered shell


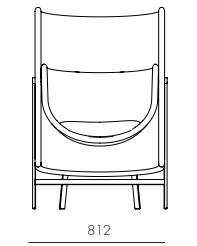
DIMENSIONS
W812 x D752 x H896mm
Seating height: 425mm



Kite Highback Chair-Narrow

CODE & MATERIALS
KT-S120-N
Powder coated steel frame,
Upholstered shell

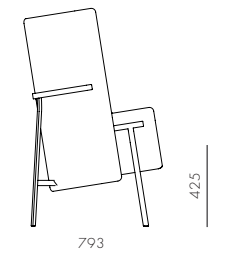
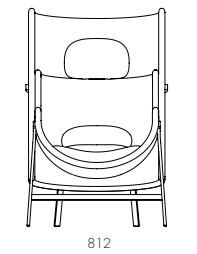
DIMENSIONS
W812 x D560 x H1247mm
Seating height: 535mm



Kite Highback Chair-Deep

CODE & MATERIALS
KT-S120-D
Powder coated steel frame,
Upholstered shell

DIMENSIONS
W812 x D793 x H1247mm
Seating height: 425mm





Lunar

by Space Copenhagen

In the Lunar Collection, contemporary Nordic simplicity meets ancient Chinese legend. It takes its inspiration from Chang'e, the goddess of the moon, said to arise in the West and reside in her lunar palace 'Guanghan', which means 'wild coldness'.

The collection is at once fresh, cool and comfortingly timeless. Like its celestial namesake, it is infused with the energy of Yin, the female principle in Yin and Yang.



Lunar Highback Chair

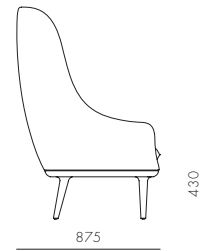
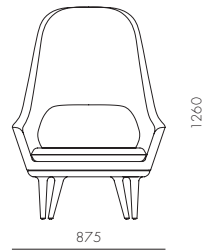


CODE & MATERIALS

LN-S121
Solid wood legs,
Upholstered moulded foam frame,
Upholstered cushion

DIMENSIONS

W875 x D875 x H1260mm
Seating height: 430mm



Lunar Lounge Chair Small

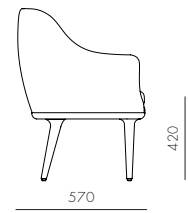
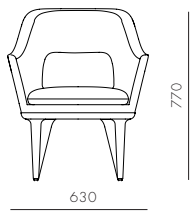


CODE & MATERIALS

LN-S111-S
Solid wood legs,
Upholstered moulded foam frame,
Upholstered cushion

DIMENSIONS

W630 x D570 x H770mm
Seating height: 420mm



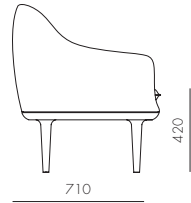
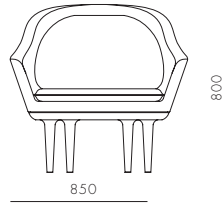
Lunar Lounge Chair Large

CODE & MATERIALS

LN-S111-L
Solid wood legs,
Upholstered moulded foam frame,
Upholstered cushion

DIMENSIONS

W850 x D710 x H800mm
Seating height: 420mm



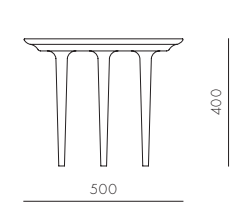
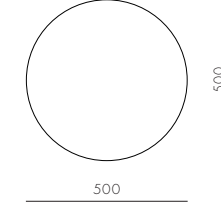
Lunar Side Table

CODE & MATERIALS

LN-T110-500
Solid wood legs,
Veneer laminate top,

DIMENSIONS

C500 x H400mm



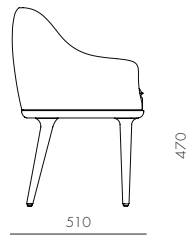
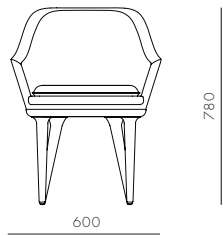
Lunar Dining Chair Small

CODE & MATERIALS

LN-S211-S
Solid wood legs,
Upholstered moulded foam frame,
Upholstered cushion

DIMENSIONS

W600 x D510 x H780mm
Seating height: 470mm



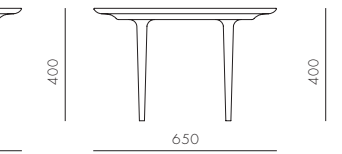
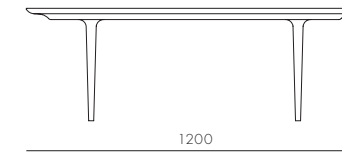
Lunar Coffee Table W1200

CODE & MATERIALS

LN-T210-1200
Solid wood legs,
Veneer laminate top,

DIMENSIONS

W1200 x D650 x H400mm



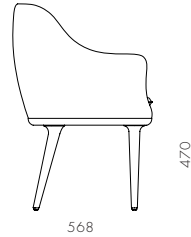
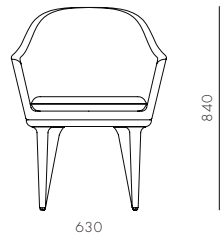
Lunar Dining Chair Large

CODE & MATERIALS

LN-S211-L
Solid wood legs,
Upholstered moulded foam frame,
Upholstered cushion

DIMENSIONS

W630 x D568 x H840mm
Seating height: 470mm



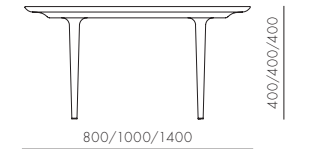
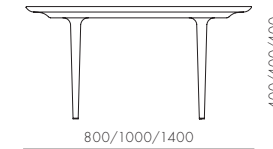
Lunar Coffee Table S800 / S1000 / S1400

CODE & MATERIALS

LN-T220-800
LN-T220-1000
LN-T220-1400
Solid wood legs,
Veneer laminate top,

DIMENSIONS

W800 x D800 x H400mm
W1000 x D1000 x H400mm
W1400 x D1400 x H400mm



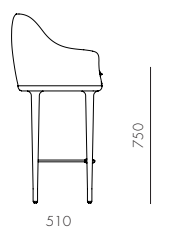
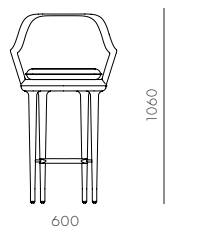
Lunar Bar Chair SH750

CODE & MATERIALS

LN-S311-750
Solid wood legs,
Upholstered moulded foam frame,
Upholstered cushion

DIMENSIONS

W600 x D510 x H1060mm
Seating height: 750mm



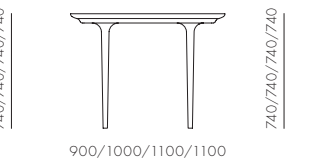

Lunar Dining Table W1600 / W1800 / W2100 / W2400

CODE & MATERIALS

LN-T410-1600/1800/2100/2400
Solid wood legs,
Veneer laminate top

DIMENSIONS

W1600 x D900 x H740mm
W1800 x D1000 x H740mm
W2100 x D1100 x H740mm
W2400 x D1100 x H740mm





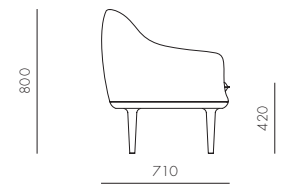
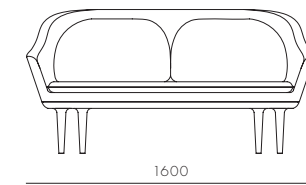
Lunar Sofa

CODE & MATERIALS

LN-S411
Solid wood legs,
Upholstered moulded foam frame,
Upholstered cushion

DIMENSIONS

W1600 x D710 x H800mm
Seating height: 420mm



Ming

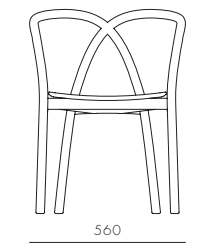
by Neri&Hu

Drawing on the past to inspire the present, Ming revisits the historic decorative arts of China to create a crisp and contemporary furniture style. Chinese design duo Rossana Hu and Lyndon Neri have looked to their Asian heritage, mixing ornamental motifs with modern Western functionality. The result is a series of intricate wooden stacking chairs and aluminium tables that work effectively as solo pieces, as well as a family grouping.

Ming Aluminium Chair

CODE & MATERIALS
MI-S221
Aluminium,
available in black/grey/white

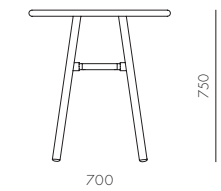
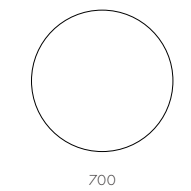
DIMENSIONS
W560 x D570 x H775mm
Seating height: 455mm



Ming Aluminium Café Table

CODE & MATERIALS
MI-T310
Aluminium,
available in black/grey/white


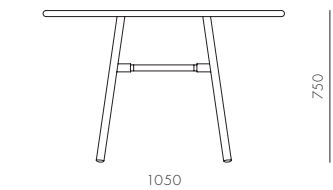
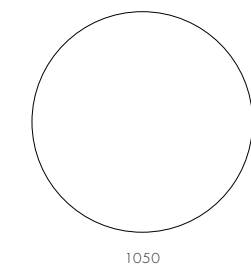
DIMENSIONS
C700 x H750mm



Ming Aluminium Dining Table

CODE & MATERIALS
MI-T410
Aluminium,
available in black/grey/white

DIMENSIONS
C1050 x H750mm





ORI

by Hallgeir Homstvedt

True to the Stellar Works mindset, the Ori chair is a gentle mix of Nordic and Asian influences. The softly shaped outline of the chair is only interrupted by the sharp fold in the seat and backrest, marking the zones that are in contact with the body. The slender frame is inspired by the type of bamboo scaffolding that is just tied together, commonly used in Asia (Hong Kong). Similarly the frame of the chair is composed of gently curved segments of tube that just kiss each other at the point where they overlap, creating a light and organic structure. The Ori chair is designed for the places where people gather to enjoy a meal and interact, whether at home or in public spaces. Ori comes with or without an armrest and stacks well for easy storage.

Ori Dining Chair

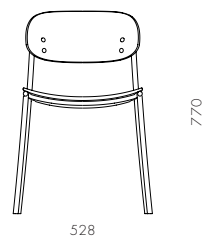


CODE & MATERIALS

OR-S210
Powder coated steel frame,
Veneer laminated seat and back

DIMENSIONS

W528 x D495 x H770mm
Seating height: 445mm



Ori Dining Armchair

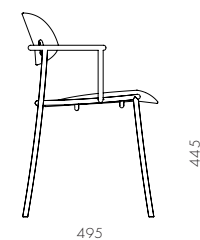
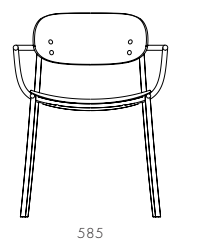


CODE & MATERIALS

OR-S211
Powder coated steel frame,
Veneer laminated seat and back

DIMENSIONS

W585 x D495 x H770mm
Seating height: 445mm



QT/Chillax

by Nic Graham

Initially developed for Australia's pioneering QT Hotels brand, the QT collection is Nic Graham's modern-day tribute to the mid-century movement. Drawing out retro details with a light touch, while allowing natural materials and traditional craftsmanship to take centre stage, the range communicates quality without compromising its casual appeal.

The QT collection and its slender, contoured counterpart Chillax make warm and welcoming additions to any contemporary interior, embodying the laidback, relaxed spirit of modern Australian life, with a wink to the pragmatism of mid-century Scandinavian design.

Chillax Lounge Chair

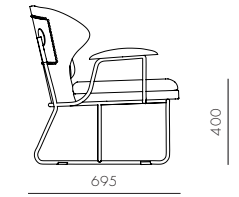
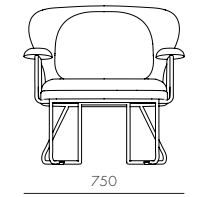


CODE & MATERIALS

CH-S131
Powder coated steel frame, Brass plated stainless steel, Solid wood armrest, Upholstery

DIMENSIONS

W750 x D695 x H740mm
Seating height: 400mm



Chillax Highback Chair

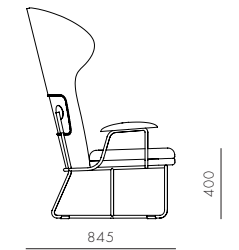
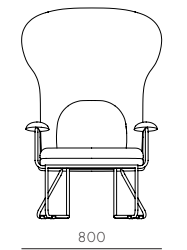


CODE & MATERIALS

CH-S141
Powder coated steel frame, Brass plated stainless steel, Solid wood armrest, Upholstery

DIMENSIONS

W800 x D845 x H1200mm
Seating height: 400mm



QT Chair

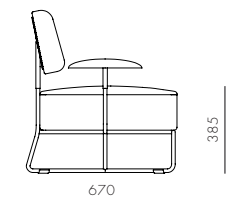
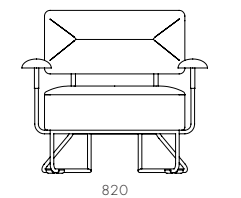


CODE & MATERIALS

QT-S121
Powder coated steel frame, Brass plated stainless steel, Solid wood armrest, Upholstery

DIMENSIONS

W820 x D670 x H720mm
Seating height: 385mm



QT Coffee Table C450/C600

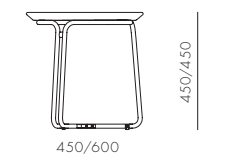
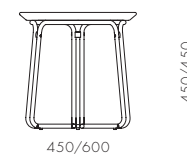


CODE & MATERIALS

QT-T210-450
QT-T210-600
Veneer laminate top, Powder coated steel base, Brass plated stainless steel connectors

DIMENSIONS

W450 x D450 x H450mm
W600 x D600 x H450mm



Rén

by Space Copenhagen

Rén was born of the desire to create a series of pieces in the Danish Modern tradition – high quality, thoughtfully crafted design that balances function with form and is accessible to all.

Fashioned from stained ash, Rén's tables and chairs take this distinctly Nordic philosophy and incorporate craft techniques and aesthetic detail from the design traditions of Japan and China, resulting in a collection that, although inspired by a particular place and time, is both international and ageless in its scope.

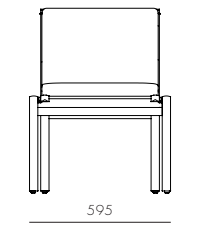


Rén Dining Chair



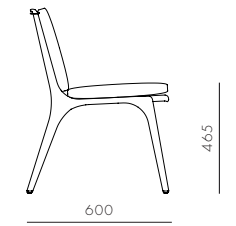
CODE & MATERIALS

RN-S210
Solid wood legs, Veneer laminate frame, Upholstered cushion, Down filling, Brass plated stainless steel



DIMENSIONS

W595 x D600 x H780mm
Seating height: 465mm

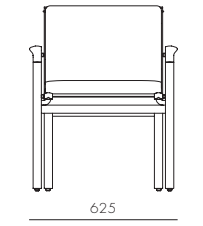


Rén Dining Armchair



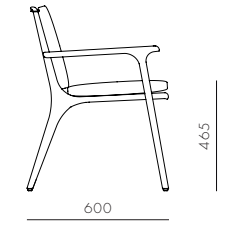
CODE & MATERIALS

RN-S211
Solid wood legs, Veneer laminate frame, Upholstered cushion, Down filling, Brass plated stainless steel



DIMENSIONS

W624 x D598 x H780mm
Seating height: 465mm

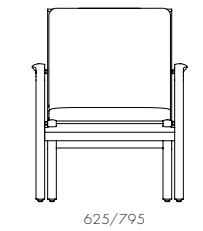


Rén Lounge Chair Small / Large



CODE & MATERIALS

RN-S111-S
RN-S111-L
Solid wood legs, Veneer laminate frame, Upholstered cushion, Down filling, Brass plated stainless steel



DIMENSIONS

W625 x D600 x H780mm
W795 x D710 x H780mm
Seating height: 380/385mm

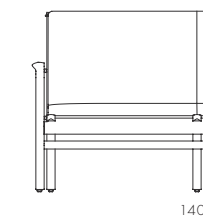


Rén Lounge Chair Two Seater



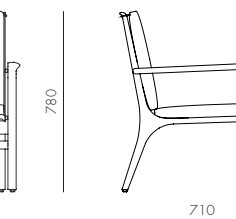
CODE & MATERIALS

RN-S121
Solid wood legs, Veneer laminate frame, Upholstered cushion, Down filling, Brass plated stainless steel



DIMENSIONS

W1400 x D710 x H780mm
Seating height: 385mm





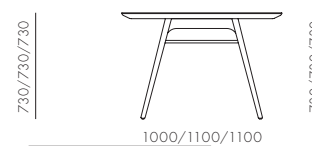
Rén Dining Table W1800 / W2100 / W2600

CODE & MATERIALS

RN-T411-1800
RN-T411-2100
RN-T411-2600
Solid wood legs, Veneer laminate top, Brass plated stainless steel

DIMENSIONS

W1800 x D1000 x H730mm
W2100 x D1100 x H730mm
W2600 x D1100 x H730mm



Rén Conference Table

CODE & MATERIALS

RN-T610-3500
Solid wood legs, Veneer laminate top, Brass plated stainless steel

DIMENSIONS

W3500 x D1100 x H730mm




Rén Dining Table C1100 / C1200

CODE & MATERIALS

RN-T420-1100
RN-T420-1200
Solid wood legs, Veneer laminate top, Brass plated stainless steel

DIMENSIONS

W1100 x D1100 x H730mm
W1200 x D1200 x H730mm



Risom

by Jens Risom

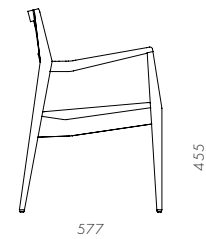
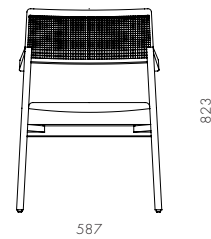
Stellar Works is reissuing the C140 in its original caned back version, which has an upholstered back. The chairs come in a choice of Ash or Walnut. For the upholstery, Stellar works have selected Hallingdal 65 from Kvadrat, designed by mid-century Danish designer iconic Nanna Ditzel, in a choice of 457 (yellow), 547 (orange) 850 (blue).

The iconic C140 chair was used in the White House under President Lyndon B. Johnson's administration and Johnson was photographed sitting in it signing the Civil Rights Act in 1964 and the Highway Beautification Act in 1965.

Risom C140 Chair (1955)

CODE & MATERIALS
RI-S211-CA
Solid wood frame,
Upholstery and cane

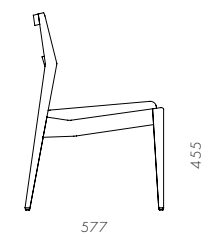
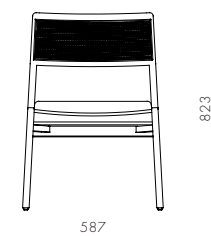
DIMENSIONS
W587 x D577 x H823mm
Seating height: 455mm



Risom C141 Chair (1956)

CODE & MATERIALS
RI-S210-CA
Solid wood frame,
Upholstery and cane

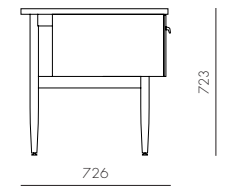
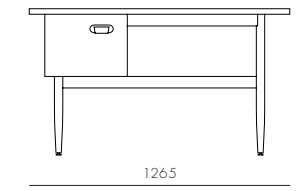
DIMENSIONS
W587 x D577 x H823mm
Seating height: 455mm



Risom Desk

CODE & MATERIALS
RI-T710
Solid wood legs and drawers,
Veneer laminate top

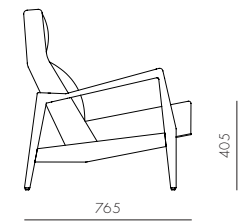
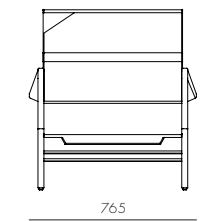
DIMENSIONS
W1265 x D726 x H 723mm



Risom Lounge Chair

CODE & MATERIALS
RI-S111
Solid wood frame, Upholstery

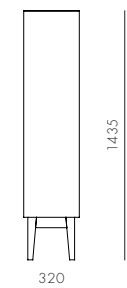
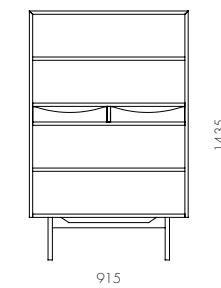
DIMENSIONS
W765 x D765 x H825mm
Seating height: 406mm



Risom Shelves

CODE & MATERIALS
RI-SF110
Solid wood with veneer panels

DIMENSIONS
W915 x D320 x H1435mm





Seiton

by OEO Studio

Seiton is a coherent modular storage system designed for the home, the office and for hospitality. The system is flexible and modular allowing the user to create unique solutions.

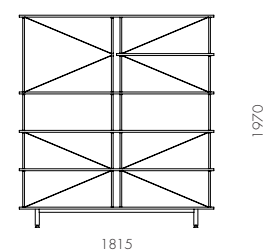
Seiton is designed for function and flexibility without losing focus on aesthetics. The design is grand in style and appearance. The system can be configured in multiple ways - against a wall or freestanding as a room divider. Seiton comes as flat-pack and is easy to assemble. Key design elements of Seiton are functionality, contrast, materiality, refinement and detail. The design is solid and light in appearance and plays with positive and negative space. The system is focused on high quality and attention to detail.

Seiton Shelf High I



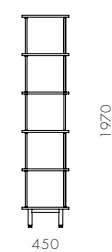
CODE & MATERIALS

SE-SF110
Powder coated steel frame,
Veneer laminated top,
Powder coated steel legs



DIMENSIONS

W1815 x D450 x H1970mm

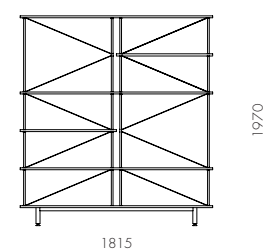


Seiton Shelf High II



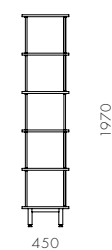
CODE & MATERIALS

SE-SF120
Powder coated steel frame,
Veneer laminated top,
Powder coated steel legs



DIMENSIONS

W1815 x D450 x H1970mm



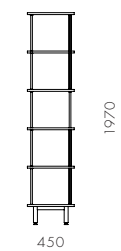
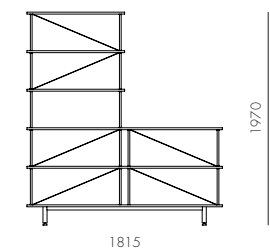


Seiton Shelf Low I



CODE & MATERIALS
SE-SF130
Powder coated steel frame,
Veneer laminated top,
Powder coated steel legs

DIMENSIONS
W1815 x D450 x H1970mm

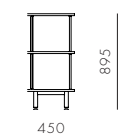
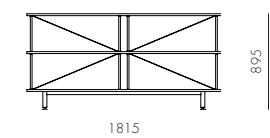


Seiton Shelf Low II



CODE & MATERIALS
SE-SF140
Powder coated steel frame,
Veneer laminated top,
Powder coated steel legs

DIMENSIONS
W1815 x D450 x H895mm

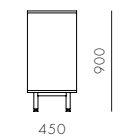



Seiton Cabinet High



CODE & MATERIALS
SE-C110-H
Powder coated steel frame,
Veneer laminated top,
Powder coated steel legs

DIMENSIONS
W1815 x D450 x H900mm

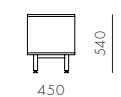


Seiton Cabinet Low



CODE & MATERIALS
SE-C110-L
Powder coated steel frame,
Veneer laminated top,
Powder coated steel legs

DIMENSIONS
W1815 x D450 x H540mm



Slow

by Space Copenhagen

A nod to the pared-back aesthetic and relationship between hailed principles in Japanese and Scandinavian furniture making, the Slow collection consists of beautifully upholstered wooden furniture that explores the beauty of narrow, yet softly curved silhouettes. Crafted from quality solid woods, all items feature narrow legs that elevate and support, while seating features thick leather to maximize comfort. Decoration is kept to a minimum to enhance that sense of detail and shape.

Slow Dining Chair

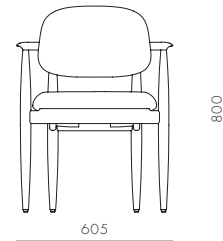


CODE & MATERIALS

SL-S211
Solid wood frame, Upholstery

DIMENSIONS

W605 x D580 x H800mm
Seating height: 470mm



Slow Side Chair

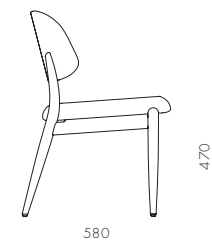
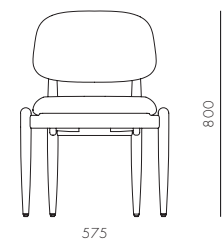


CODE & MATERIALS

SL-S210
Solid wood frame, Upholstery

DIMENSIONS

W575 x D580 x H800mm
Seating height: 470mm

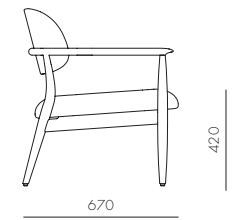
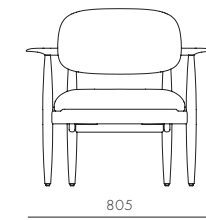




Slow Lounge Chair

CODE & MATERIALS
 SL-S111
 Solid wood frame, Upholstery

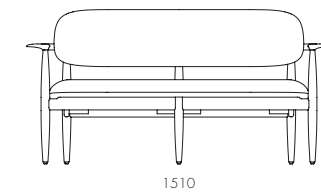
DIMENSIONS
 W805 x D670 x H765mm
 Seating height: 420mm



Slow Lounge Chair Two Seater

CODE & MATERIALS
 SL-S121
 Solid wood frame, Upholstery

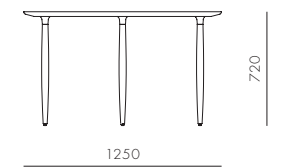
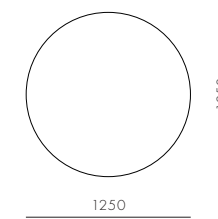
DIMENSIONS
 W1510 x D680 x H765mm
 Seating height: 420mm



Slow Dining Table

CODE & MATERIALS
 SL-T410-1250
 Solid wood legs, Veneer laminate top, Bronze finished stainless steel

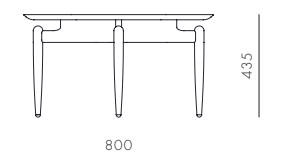
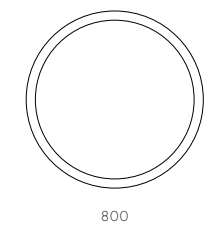
DIMENSIONS
 C1250 x H720mm



Slow Coffee Table

CODE & MATERIALS
 SL-T210-800
 Solid wood frame, Veneer laminate top

DIMENSIONS
 C800 x H435mm



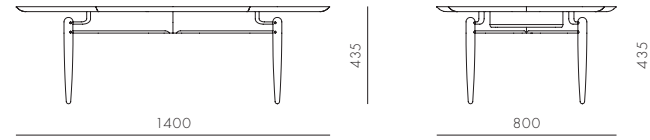
Slow Oval Coffee Table

CODE & MATERIALS

SL-T220
Solid wood frame,
Veneer laminate top

DIMENSIONS

W1400 x D800 x H435mm



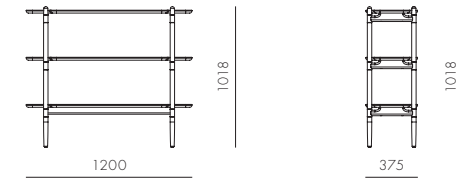
Slow Shelf 3

CODE & MATERIALS

SL-SF110-3
Solid wood frame, Veneer laminate
top, Bronze finished stainless steel

DIMENSIONS

W1200 x D375 x H1018mm



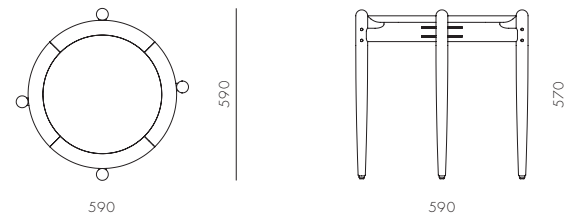
Slow Folding Tray Table

CODE & MATERIALS

SL-T230
Solid wood frame, Veneer laminate
top, Bronze finished stainless steel

DIMENSIONS

C590 x H570mm



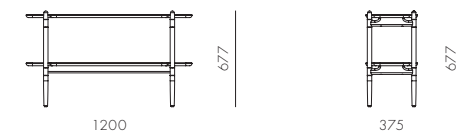
Slow Shelf 2

CODE & MATERIALS

SL-SF110-2
Solid wood frame, Veneer laminate
top, Bronze finished stainless steel

DIMENSIONS

W1200 x D375 x H677mm



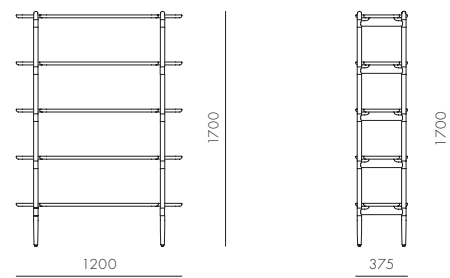
Slow Shelf 5

CODE & MATERIALS

SL-SF110-5
Solid wood frame, Veneer laminate
top, Bronze finished stainless steel

DIMENSIONS

W1200 x D375 x H1700mm



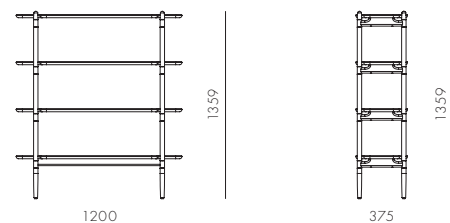
Slow Shelf 4

CODE & MATERIALS

SL-SF110-4
Solid wood frame, veneer laminate
top, bronze finished stainless steel

DIMENSIONS

W1200 x D375 x H1359mm





Stack

by Neri&Hu

The Stack Chair is a lightweight, stackable, multi-purpose chair suitable for many different spaces and occasions. Unlike standard chairs where the frame acts only as a supporting element for the seat and back, the thin tubular steel frame of the Stack Chair follows the entire silhouette of the chair. The continuous lines of the chair give a strong graphic character to it, while maintaining softness and comfort, due to the three-dimensional steel bending technique used.



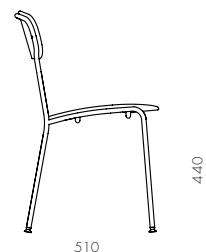
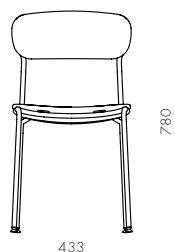
Stack Dining Chair

CODE & MATERIALS

ST-S210
Powder coated steel frame,
Veneer laminated seat and back

DIMENSIONS

W433 x D510 x H780mm
Seating height: 440mm



SW

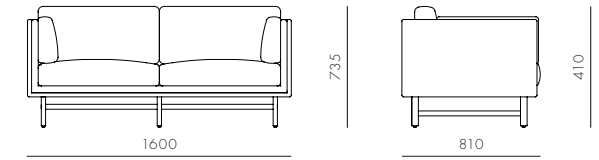
by OEO Studio

OEO Studio's SW furniture series draws on the simple, functional forms championed by the early 20th-century Bauhaus movement to develop a collection of seating that is comfortable, elegant and contemporary. Created using solid walnut or ash, and upholstered in leather or fabric, the SW collection has been designed to bring clean-lined refinement to both homes and hospitality settings, demonstrating a purity of style through detail-focused craftsmanship, a soft, warming colour palette and high-quality materials.

SW Sofa Two Seater

CODE & MATERIALS
SW-S411
Solid wood base, Upholstery

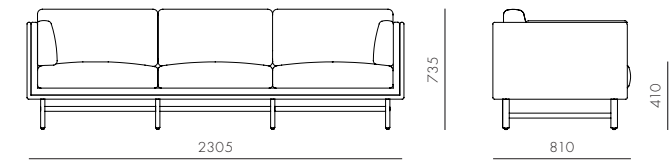
DIMENSIONS
W1600 x D810 x H735mm
Seating height: 410mm



SW Sofa Three Seater

CODE & MATERIALS
SW-S421
Solid wood base, Upholstery


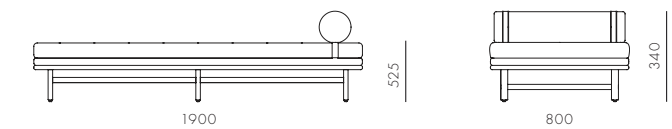
DIMENSIONS
W2305 x D810 x H735mm
Seating height: 410mm



SW Daybed

CODE & MATERIALS
SW-B110
Solid wood base, Upholstery

DIMENSIONS
W1900 x D800 x H525mm
Seating height: 340mm



Taylor

by YabuPushenbergl

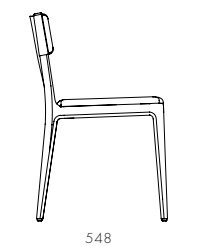
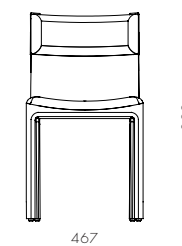
Modernity reigns in the Taylor Collection. Beginning with a sleekly profiled wood frame that cradles sporty upholstery on the seat and back, this chameleon-like chair effortlessly evolved into sofas and tables to round out the collection. Taylor's unwillingness to conform to a specific genre, sits well in any style of interior.



Taylor Dining Chair

CODE & MATERIALS
TA-S210
Solid wood frame, Upholstery

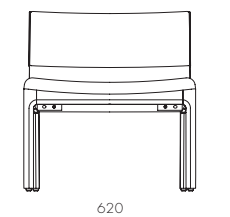
DIMENSIONS
W467 x D548 x H800mm
Seating height:462mm



Taylor Armless Lounge Chair

CODE & MATERIALS
TA-S112
Solid wood frame, Upholstery

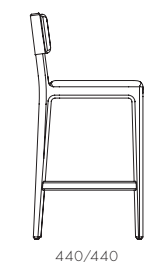
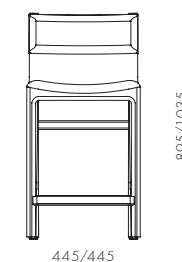
DIMENSIONS
W620 x D630 x H650mm
Seating height: 395mm



Taylor Bar Chair SH610 / SH750

CODE & MATERIALS
TA-S310-610
TA-S310-750
Solid wood frame, Upholstery

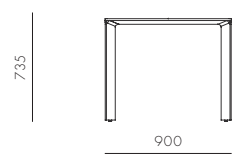
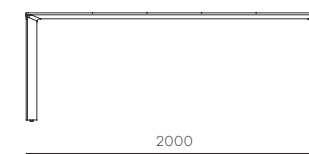
DIMENSIONS
W445 x D440 x H895mm
W445 x D440 x H1035mm
Seating height:610/750mm



Taylor Dining Table

CODE & MATERIALS
TA-T410
Metal frame, Solid wood legs,
Veneer laminate top

DIMENSIONS
W2000 x D900 x H735mm

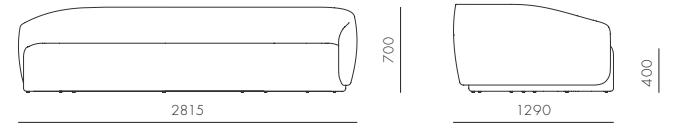




Taylor Sofa

CODE & MATERIALS
TA-S420
Solid wood plywood frame,
Upholstery

DIMENSIONS
W2815 x D1290 x H400mm
Seating high:400mm



Taylor Sofa One Seater

CODE & MATERIALS
TA-S410
Solid wood plywood frame,
Upholstery

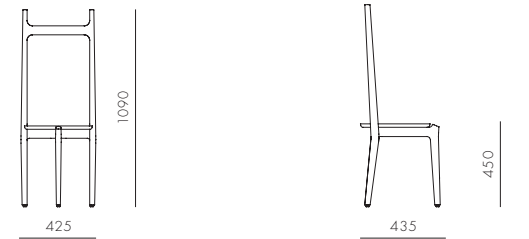

DIMENSIONS
W900 x D680 x H700mm
Seating high:400mm



Taylor Valet

CODE & MATERIALS
TA-V110
Solid wood frame,
Veneer laminate top

DIMENSIONS
W425 x D435 x H1090mm



Utility

by Neri&Hu

This durable seating series combines comfort with practicality and a highly sophisticated take on the enduringly popular industrial aesthetic.

Incorporating a range of lounge chairs, barstools and stools, the Utility collection is (as its name suggests) utilitarian in its references, while also featuring a palette of old-world and luxurious materials. The end result is a set of elegant and versatile pieces that fit seamlessly and gracefully into any environment, from high-end hospitality to residential projects.

Utility Stacking Chair U

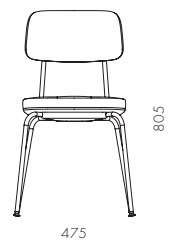


CODE & MATERIALS

UT-S230-UP
Steel brass powder coated frame,
Upholstered seat and back

DIMENSIONS

W475 x D545 x H805mm
Seating height: 465mm



Utility Stacking Armchair U


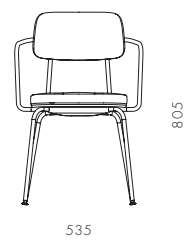


CODE & MATERIALS

UT-S231-UP
Steel brass powder coated frame,
Upholstered seat and back

DIMENSIONS

W535 x D545 x H805mm
Seating height: 465mm



Utility Chair U

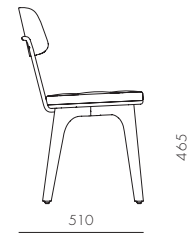
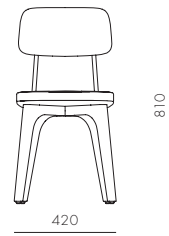


CODE & MATERIALS

UT-S210-UP
Solid wood legs,
Steel brass powder coated flame,
Upholstered seat and back

DIMENSIONS

W420 x D510 x H810mm
Seating height: 465mm



Utility Highback Chair

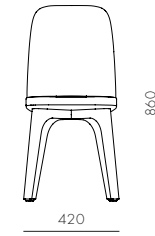


CODE & MATERIALS

UT-S220
Solid wood legs,
Steel brass powder coated flame,
Upholstered seat and back

DIMENSIONS

W420 x D525 x H860mm
Seating height: 465mm



Utility Armchair U

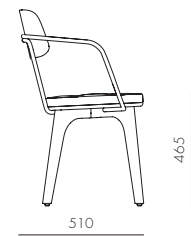
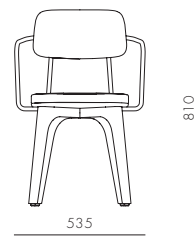


CODE & MATERIALS

UT-S211-UP
Solid wood legs,
Steel brass powder coated flame,
Upholstered seat and back

DIMENSIONS

W535 x D510 x H810mm
Seating height: 465mm



Utility Highback Armchair

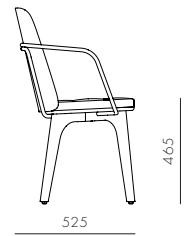
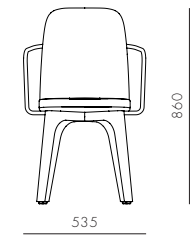


CODE & MATERIALS

UT-S221
Solid wood legs,
Steel brass powder coated flame,
Upholstered seat and back

DIMENSIONS

W535 x D525 x H860mm
Seating height: 465mm



Utility Chair V

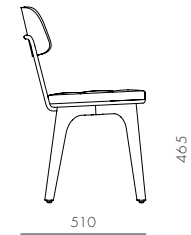
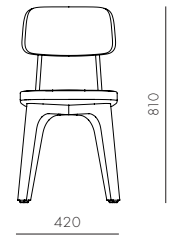


CODE & MATERIALS

UT-S210-WD
Solid wood legs, Steel brass
powder coated flame, Upholstered
seat, Veneer laminated back

DIMENSIONS

W420 x D510 x H810mm
Seating height: 465mm



Utility Lounge Chair

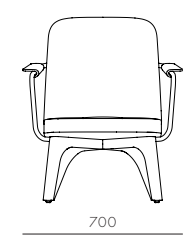


CODE & MATERIALS

UT-S111
Solid wood legs,
Steel brass powder coated flame,
Upholstered seat and back

DIMENSIONS

W700 x D725 x H835mm
Seating height: 385mm



Utility Armchair V

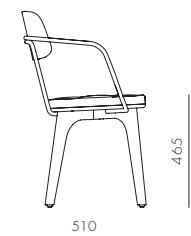
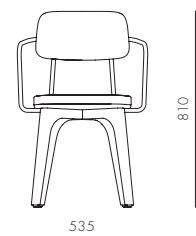


CODE & MATERIALS

UT-S211-WD
Solid wood legs, Steel brass
powder coated flame, Upholstered
seat, Veneer laminated back

DIMENSIONS

W535 x D510 x H810mm
Seating height: 465mm



Utility Lounge Chair Two Seater

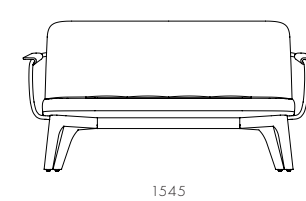


CODE & MATERIALS

UT-S121
Solid wood legs,
Steel brass powder coated flame,
Upholstered seat and back

DIMENSIONS

W1545 x D690 x H790mm
Seating height: 395mm



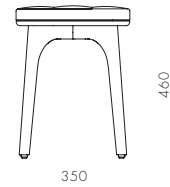
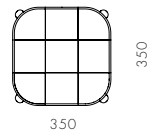
Utility Stool H460

CODE & MATERIALS

UT-S610-460
Solid wood legs,
Upholstered seat

DIMENSIONS

W350 x D350 x H460mm
Seating height: 460mm



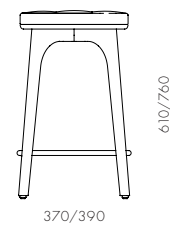
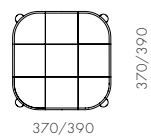
Utility Stool H610 / H760

CODE & MATERIALS

UT-S610-610
UT-S610-760
Solid wood legs,
Steel brass powder coated flame,
Upholstered seat

DIMENSIONS

W370 x D370 x H610mm
W390 x D390 x H760mm
Seating height: 610/760mm



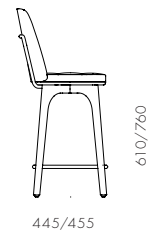
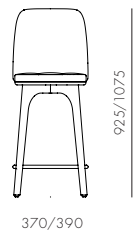
Utility High Chair SH610 / SH760

CODE & MATERIALS

UT-S310-610
UT-S310-760
Solid wood legs,
Steel brass powder coated flame,
Upholstered seat and back

DIMENSIONS

W370 x D445 x H925mm
W390 x D455 x H1075mm
Seating height: 610/760mm



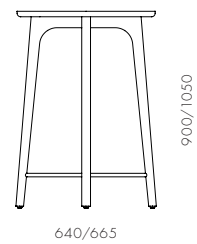
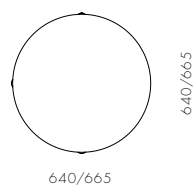
Utility Café Table H900 / H1050

CODE & MATERIALS

UT-T310-900
UT-T310-1050
Solid wood legs,
Steel brass powder coated
flame, Veneer laminated top

DIMENSIONS

W640 x D640 x H900mm (C630)
W665 x D665 x H1050mm (C630)



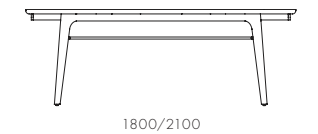
Utility Dining Table W1800 / W2100

CODE & MATERIALS

UT-T410-1800
UT-T410-2100
Solid wood legs and drawers,
Steel brass powder coated
flame, Veneer laminated top

DIMENSIONS

W1800 x D900 x H750mm
W2100 x D900 x H750mm



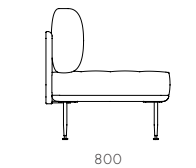
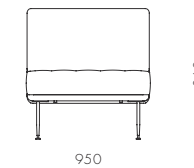
Utility Sofa 1 Side S

CODE & MATERIALS

UT-S410
Solid wood and veneer laminate
base, Steel/stainless steel legs
and brackets, Upholstery

DIMENSIONS

W1900 x D800 x H860mm
Seating height: 440mm



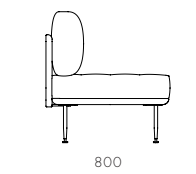
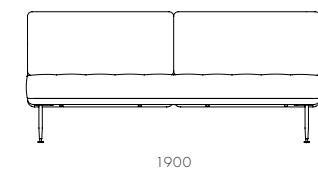
Utility Sofa 1 Side L

CODE & MATERIALS

UT-S410
Solid wood and veneer laminate
base, Steel/stainless steel legs
and brackets, Upholstery

DIMENSIONS

W1900 x D800 x H860mm
Seating height: 440mm



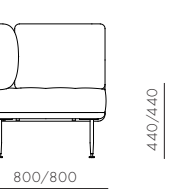
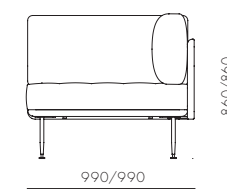
Utility Sofa 2 Sides S-L / S-R

CODE & MATERIALS

UT-S421-L
UT-S421-R
Solid wood and veneer laminate
base, Steel/stainless steel legs
and brackets, Upholstery

DIMENSIONS

W990 x D800 x H860mm
W990 x D800 x H860mm
Seating height: 440/440mm



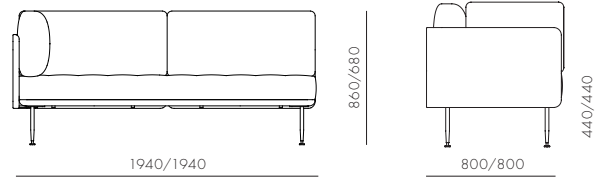
Utility Sofa 2 Sides L-L / L-R

CODE & MATERIALS

UT-S420-L
UT-S420-R
Solid wood and veneer laminate base, Steel/stainless steel legs and brackets, Upholstery

DIMENSIONS

W1940 x D800 x H860mm
W1940 x D800 x H860mm
Seating height: 440/440mm



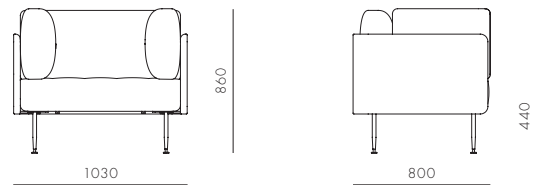
Utility Sofa 3 Sides S

CODE & MATERIALS

UT-S431
Solid wood and veneer laminate base, Steel/stainless steel legs and brackets, Upholstery

DIMENSIONS

W1030 x D800 x H860mm
Seating height: 440mm



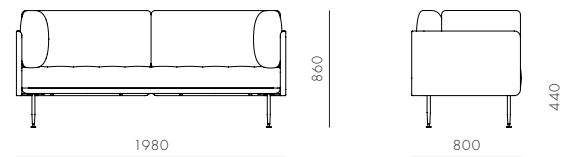
Utility Sofa 3 Sides L

CODE & MATERIALS

UT-S430
Solid wood and veneer laminate base, Steel/stainless steel legs and brackets, Upholstery

DIMENSIONS

W1980 x D800 x H860mm
Seating height: 440/mm



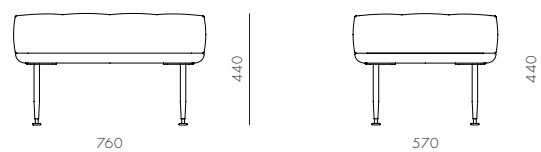
Utility Ottoman

CODE & MATERIALS

UT-S510
Solid wood and veneer laminate base, Steel/stainless steel legs and brackets, Upholstery

DIMENSIONS

W760 x D570 x H440mm

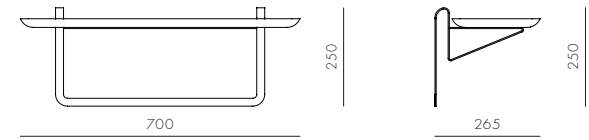




Utility Shelf Extension

CODE & MATERIALS
 UT-S400-A1
 Solid wood and veneer laminate,
 Steel/stainless steel brackets

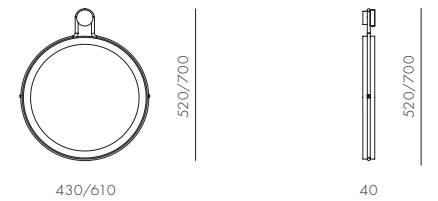
DIMENSIONS
 W700 x D265 x H250mm



Utility Round Mirror Small / Large

CODE & MATERIALS
 UT-M110-S/UT-M110-L
 Solid wood frame,
 Steel brass powder coated frame,
 Mirrored glass


DIMENSIONS
 W430 x D40 x H520mm
 W610 x D40 x H700mm



Utility Long Mirror Small / Large

CODE & MATERIALS
 UT-M120-S
 UT-M120-L
 Solid wood frame,
 Steel brass powder coated frame,
 Mirrored glass

DIMENSIONS
 W515 x D50 x H2020mm
 W815 x D50 x H2020mm



Wohlert

by Vilhelm Wohlert

Vilhelm Wohlert's pared-down mid-century pieces have become iconic works in the design evolution of furniture for public spaces. Stellar Works' Wohlert collection comprises of some of his most celebrated designs from the 1950s, revitalised for the modern day. Each piece showcases the Danish designer's less-is-more ethos and talent for turning the structural into the sculptural.

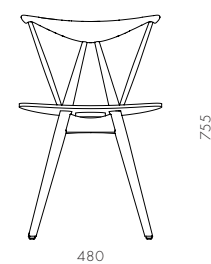
The collection includes the timeless Piano and Louisiana Chairs – designed to complement Wohlert's architectural work on the Louisiana Museum of Modern Art in Humlebæk, Denmark: simple, stackable, balanced and beautifully unadorned. His Triangle Chair, also found in the museum, was specifically created to provide visitors with a comfortable place to pause, sit back and soak up the scenery – just as it does today.

Piano Chair (1955)



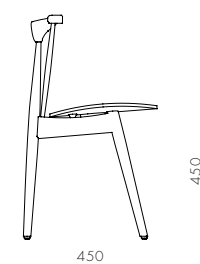
CODE & MATERIALS

VV-S210-WD
Solid wood frame,
Veneer laminate seat



DIMENSIONS

W480 x D450 x H755mm
Seating height: 450mm

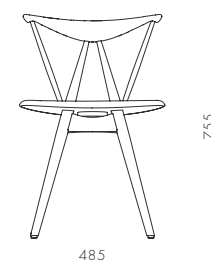


Piano Chair Soft (1955)



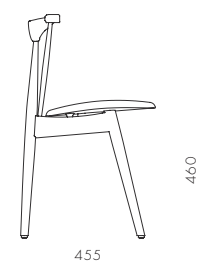
CODE & MATERIALS

VV-S210-UP
Solid wood frame,
Upholstered seat



DIMENSIONS

W485 x D455 x H755mm
Seating height: 460mm





Louisiana Chair (1958)

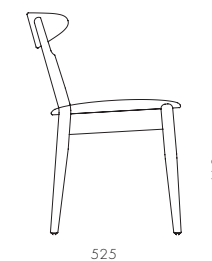



CODE & MATERIALS

VW-S220
Solid wood frame, Veneer
laminated back, Upholstered seat

DIMENSIONS

V505 x D525 x H755mm
Seating height: 460mm



Church Chair (1956)

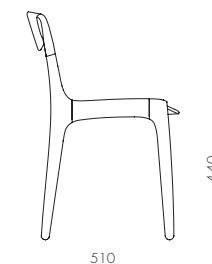
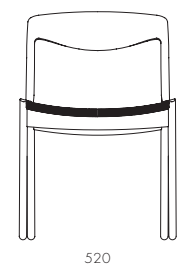


CODE & MATERIALS

VW-S240
Solid wood frame,
Paper cord seat

DIMENSIONS

V520 x D510 x H765mm
Seating height: 440mm



Wohlert Bar Chair

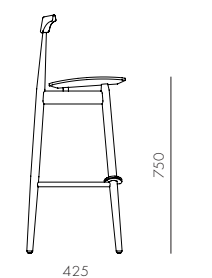
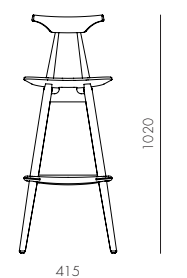


CODE & MATERIALS

VW-S310
Solid wood

DIMENSIONS

V415 x D425 x H1020mm
Seating height: 750mm



Triangle Chair (1952)

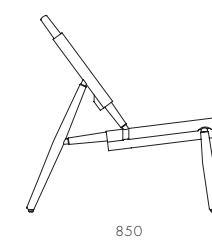



CODE & MATERIALS

VW-S110
Solid wood frame, Leather/
saddle leather seat and back

DIMENSIONS

V605 x D850 x H810mm
Seating height: 360mm

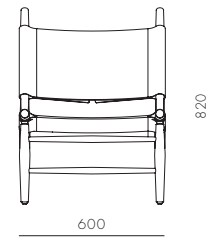


Aluminium Triangle Chair



CODE & MATERIALS

VW-S120
Aluminium frame,
Batyline sling



DIMENSIONS

W600 x D850 x H820mm
Seating height: 360mm

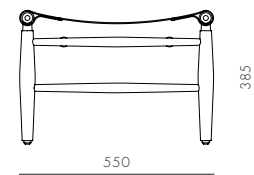


Triangle Ottoman



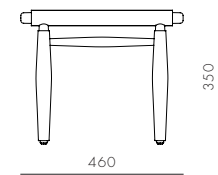
CODE & MATERIALS

VW-S510
Solid wood frame,
Leather/saddle leather seat



DIMENSIONS

W550 x D460 x H385mm
Seating height: 350mm

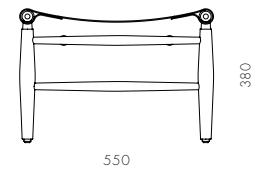


Aluminium Triangle Ottoman



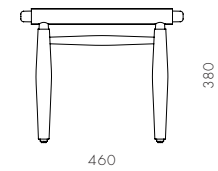
CODE & MATERIALS

VW-S520
Aluminium frame, Batyline sling



DIMENSIONS

W550 x D460 x H380mm
Seating height: 380mm

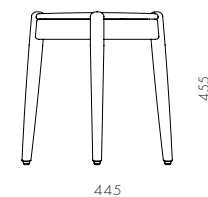


Louisiana Stool



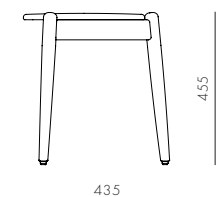
CODE & MATERIALS

VW-S620
Solid wood frame,
Upholstered seat



DIMENSIONS

W445 x D435 x H455mm
Seating height: 445mm

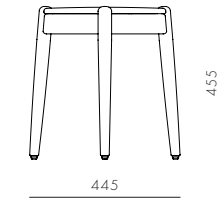


Louisiana Side Table



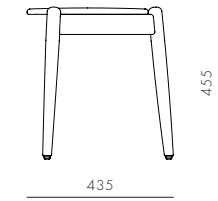
CODE & MATERIALS

VW-T110
Solid wood frame,
Veneer laminate top



DIMENSIONS

W445 x D435 x H455mm



Haro

by Space Copenhagen

A poetic and industrial motif is coupled in the delicate and evocative lamp collection Haro, named after the Japanese word for 'halo'. Poised on a slender matte powder coated metal base, a refined, floating powder coated shade is repeated across the collection, creating the glowy, ambient layer of light for a multitude of uses.



Haro Floor Lamp

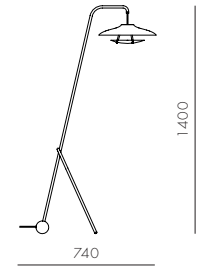
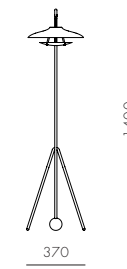


CODE & MATERIALS

HA-F110
Powder coated steel shade,
Brass plated stainless steel structure

DIMENSIONS

W370 x D740 x H1400mm



Haro Table Lamp

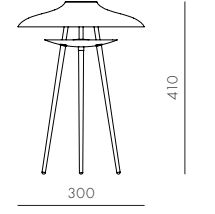
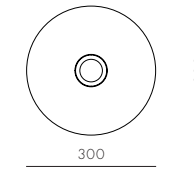


CODE & MATERIALS

HA-TL110
Powder coated steel shade,
Brass plated stainless steel structure

DIMENSIONS

C300 x H410mm



Haro Pendant

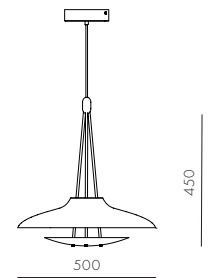
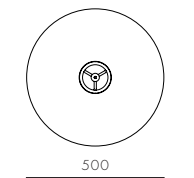


CODE & MATERIALS

HA-P110
Powder coated steel shade,
Brass plated stainless steel structure

DIMENSIONS

C500 x H450mm



Haro Wall Lamp

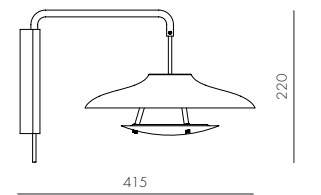
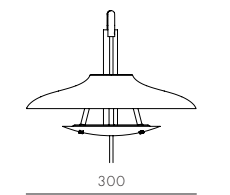


CODE & MATERIALS

HA-W110
Powder coated steel shade,
Brass plated stainless steel structure

DIMENSIONS

W300 x D415 x H220mm



Kyoto Lamp

by OEO Studio

This series of floor lamps in solid walnut or ash is a tribute to both the historic woodcraft of Kyoto and the early years of Japanese aviation. The lamps' structure invokes the intricacy of Japanese toy aircraft – in particular the Yoshida Hishou, an A-shaped plane fitted with two reverse propellers that successfully crossed Tokyo's Sumida River in a 1911 model-aircraft contest.

The shade is created using Japan's Unesco-listed washi paper, by the craftspeople of Kyoto, traditional makers of Japan's distinctive wagasa (umbrellas made with washi and bamboo). Emitting a gentle, warm-toned light and creating a soft shadow play, the Kyoto Lamp enhances interiors through both its form and effect.



Kyoto Floor Lamp



CODE & MATERIALS

KY-L110

Solid wood base, Washi paper,
Brass plated stainless steel hardware

DIMENSIONS

W710 x D615 x H1750mm



Mūn

by OEO Studio

The design of the Mūn light series marries Asian design sensibilities with a timeless aesthetic, and targets both consumer and contract markets. The design ethos behind Mūn is playful, analogue and sculptural. A distillation of the essential elements of form and function. Mūn, the Japanese word for moon, takes shape in the form of a desk lamp, two types of floor lamps, pendants in s, m and large and a rechargeable lantern that can be used both indoor and outdoor.

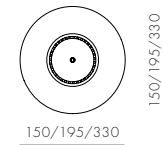
For the design of Mūn, OEO Studio drew inspiration from analogue experiences and the poetry of rituals. The design of Mūn is compelling and minimalistic, with a subtle sophisticated appearance - almost mystical as the movement of the tide as the Moon orbits earth.

Mūn Pendant Small / Middle / Large



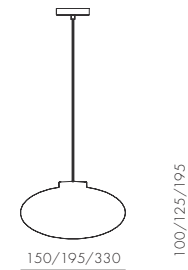
CODE & MATERIALS

MN-P110-S
MN-P110-M
MN-P110-L
Powder coated steel frame,
Glass shade



DIMENSIONS

W150 x D150 x H100mm
W195 x D195 x H125mm
W330 x D330 x H195mm

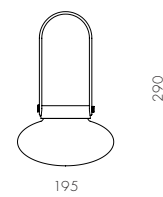


Mūn Rechargeable Lantern Lamp



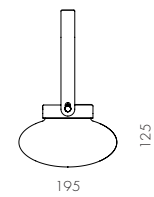
CODE & MATERIALS

MN-R110
Powder coated steel frame,
Silicone handle, glass shade



DIMENSIONS

W195 x D195 x H290mm

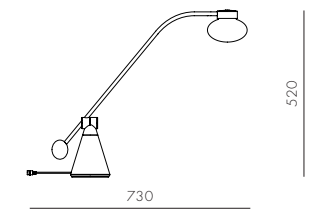
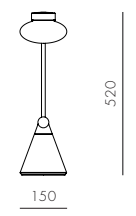




Mün Desk Lamp

CODE & MATERIALS
 MN-TL110
 Powder coated steel frame,
 Glass shade

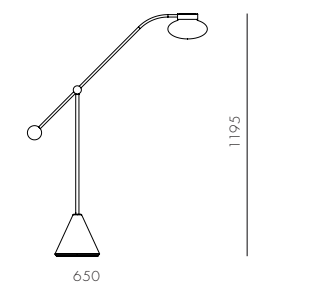
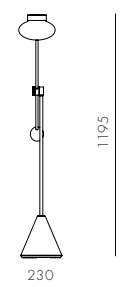
DIMENSIONS
 W150 x D730 x H520mm



Mün Floor Adjustable Lamp

CODE & MATERIALS
 MN-F110
 Powder coated steel frame,
 Glass shade

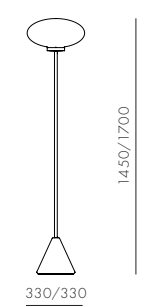
DIMENSIONS
 W230 x D650 x H1195mm



Mün Floor Lamp 145cm / 170cm

CODE & MATERIALS
 MN-F120-L
 MN-F120-H
 Powder coated steel frame,
 Glass shade

DIMENSIONS
 W330 x D330 x H1450mm
 W330 x D330 x H1700mm



Yama

by Space Copenhagen

'Yama' is Japanese for 'mountain'. Created on the clear geometric form of a cone, Yama is a collection of pendant lamps, offered in a range of different materials that each sets a different tone. The construction becomes the decorative feature, resulting in an honest and simple expression that lends itself well to a multitude of uses from repetition or sculptural feature in bigger spaces to classic accent lighting.

Yama Pendant Glass Small / Middle

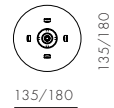


CODE & MATERIALS

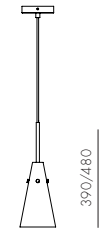
YA-P120-S
YA-P120-M
Glass shade, Brass plated stainless steel structure

DIMENSIONS

W135 x D135 x H390mm
W180 x D180 x H480mm



135/180



135/180

Yama Pendant Metal Small / Middle

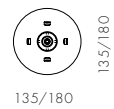


CODE & MATERIALS

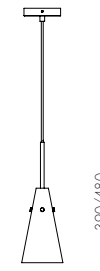
YA-P110-S
YA-P110-M
Powder coated aluminium shade, Brass plated stainless steel structure

DIMENSIONS

W135 x D135 x H390mm
W180 x D180 x H480mm



135/180



135/180



Arita

by Neri&Hu

In 1616, porcelain stones were discovered at Izumayama mountain, which gave birth to Japan's very first porcelain. In the Edo era, many tableware artifacts belonging to Japanese feudal lords were made from Arita porcelain, manufactured in the northern part of Kyushu Island. After a research trip to Japan, Neri&Hu were inspired to reinterpret this historic manufacturing technique by using it in the production of the Arita collection for Stellar Works. The result is a contemporary dining collection with a 400 year old story behind it.

Arita Vessels



The ceramic set of seven bowls and plates started as a project ensemble under. A Cabinet of Curiosity of seven objects to be displayed in the glass cabinet. Each ceramic piece is a different size with varying heights and volumes, blurring the typology of bowls and plates to respond to the contemporary lifestyle of full flexibility with distinction. Each vessel shape offers endless functional possibilities, yet any combination of them suggests a rebirth of a personalised table styling.

Arita Liquid



These containers, inspired by Chinese traditional wine bottles, offer two sizes for cold or warm liquids. The cups can be stacked at the neck of the bottle to complete the visually interesting set, while the brass holder offers a graceful detail to the simple white shape.





CODE & MATERIALS

AR-VS1-A
C74 x H90mm



CODE & MATERIALS

AR-VS1-B
C122 x H58mm



CODE & MATERIALS

AR-VS1-C
C147 x H66mm



CODE & MATERIALS

AR-VS1-D
C188 x H35mm



CODE & MATERIALS

AR-VS1-E
C213 x H42mm



CODE & MATERIALS

AR-VS1-F
C264 x H20mm



CODE & MATERIALS

AR-VS1-G
C290 x H31mm



CODE & MATERIALS

AR-LS3-S
C100 x H120mm



CODE & MATERIALS

AR-LS3-L
C100 x H145mm



CODE & MATERIALS

AR-LS3-C
C99 x H30mm



DIMENSIONS

C55 x H150mm




Frame

by Nendo

An L-shaped steel frame that can be hung on a wall. Suitable as a towel bar, holding a mirror at two points, and as a shelf if the gap is filled, its simple structure belies the consequent ability to perform multiple roles. Smaller, circular mirrors as well as elliptical mirrors are available, and they can be used in any combination with shelves or towel bars. There are also floor mirrors, to be used not only as full-length mirrors but also as garment racks.

Frame Floor Mirror

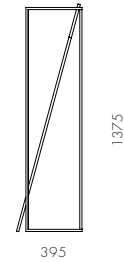
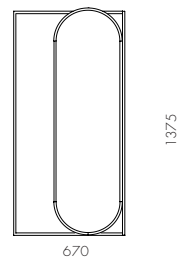


CODE & MATERIALS

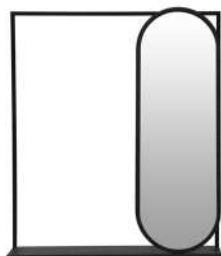
FR-M110
Powder coated steel frame,
Mirrored glass

DIMENSIONS

W670 x D395 x H1375mm



Frame Wall Mirror Large

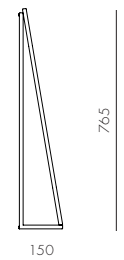
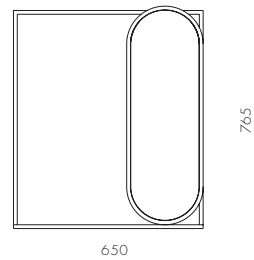


CODE & MATERIALS

FR-M121-L
Powder coated steel frame,
Mirrored glass,
Veneer laminate board

DIMENSIONS

W650 x D150 x H765mm



Frame Wall Mirror Small

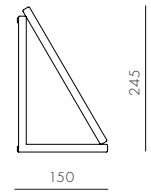
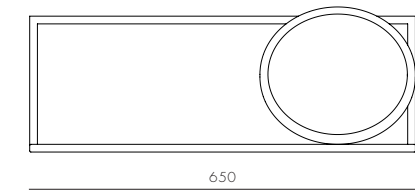


CODE & MATERIALS


FR-M120-S
Powder coated steel frame,
Mirrored glass

DIMENSIONS

W650 x D150 x H245mm



Frame Wall Mirror Small With Board

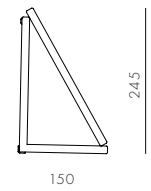
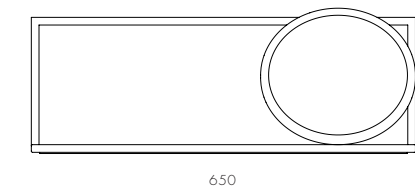


CODE & MATERIALS

FR-M121-S
Powder coated steel frame,
Mirrored glass,
Veneer laminate board

DIMENSIONS

W650 x D150 x H245mm



Frame Shelf

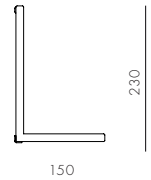


CODE & MATERIALS

FR-SF110
Powder coated steel frame

DIMENSIONS

W650 x D150 x H230mm



Frame Shelf with Board

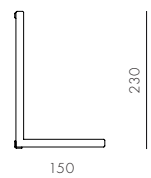


CODE & MATERIALS

FR-SF111
Powder coated steel frame,
Veneer laminate board

DIMENSIONS

W650 x D150 x H230mm





Wall

by Space Copenhagen

The inspiration behind the Wall Rugs collection comes from a fascination and attraction to textures, patina, tactility, with balances and contrasts between smooth and rough, soft and hard, horizontal and vertical, light and shadow. The intricacy of how various surfaces age, old walls and buildings of different nature, is intuitively interpreted in the creation of these rugs: creating fragments of these aging surfaces and textures into free patterns of beautiful colours blending and fading, allowing the tactile walls to become soft floors. All the names of the rugs relate to the same sensuous mechanisms and constant flow of memories— dune, moon, nude, tundra, midnight, gold—referring to esoteric values, a mood or a state of mind, rather than a specific colour.



Dune

CODE & MATERIALS

WL-R001-S
WL-R001-M
WL-R001-L
100% Pure new zealand wool

DIMENSIONS

W2000 x H1400mm
W2400 x H1700mm
W3000 x H2400mm



Midnight

CODE & MATERIALS

WL-R002-S
WL-R002-M
WL-R002-L
100% Pure new zealand wool

DIMENSIONS

W2000 x H1400mm
W2400 x H1700mm
W3000 x H2400mm






Tundra

CODE & MATERIALS

WL-R003-S
WL-R003-M
WL-R003-L
100% Pure new zealand wool

DIMENSIONS

W2000 x H1400mm
W2400 x H1700mm
W3000 x H2400mm



Nude

CODE & MATERIALS

WL-R004-S
WL-R004-M
WL-R004-L
100% Pure new zealand wool

DIMENSIONS

W2000 x H1400mm
W2400 x H1700mm
W3000 x H2400mm



Moon

CODE & MATERIALS

WL-R005-S
WL-R005-M
WL-R005-L
100% Pure new zealand wool

DIMENSIONS

W2000 x H1400mm
W2400 x H1700mm
W3000 x H2400mm




Linen

Black Rug

CODE & MATERIALS
LI-R001-S
LI-R001-L
100% Linen

DIMENSIONS
W1800 x H1200mm
W3000 x H2400mm



Taupe Rug

CODE & MATERIALS
LI-R002-S
LI-R002-L
100% Linen

DIMENSIONS
W1200 x H1800mm
W2400 x H3000mm



Mink Rug

CODE & MATERIALS
LI-R003-S
LI-R003-L
100% Linen

DIMENSIONS
W1800 x H1200mm
W3000 x H2400mm



Gary Blanket

CODE & MATERIALS
LN- T001
100% Linen

DIMENSIONS
W1800 x H1100mm



Flax Blanket

CODE & MATERIALS
LN- T002
100% Linen

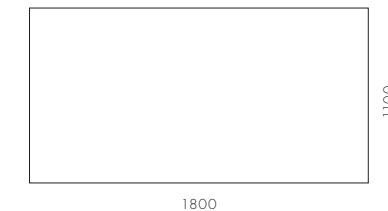
DIMENSIONS
W1800 x H1100mm



Dessrt Blanket

CODE & MATERIALS
LN- T003
100% Linen

DIMENSIONS
W1800 x H1100mm



CREDITS

CONCEPT AND CREATIVE DIRECTION

Neri&Hu Design and Research Office

FEATURE PHOTOGRAPHY

Jiayi Yang
Kaleidoskope
Su Li
Taran Wilkhu
Zhe Zhu



STELLAR WORKS

All rights reserved. Nothing contained in this collection guide
may be reproduced without written permission.

www.stellarworks.com