



' vol. 1 SOFAS AND SEATING SYSTEMS

ARMCHAIR AND SOFA

Injected flame-retardant poliurethane foam in diferent densities and polyester fiber on wood frame. Steel sheet, leaser cut and bent. Powder coated.

Modernista collection covers are not removable.

' vol. 1 DIVANI E SISTEMI DI SEDUTE

POLTRONA - DIVANI

Poliuretano espanso ignifugo a densità differenziate e fibra poliester e
fibra poliester e con struttura interna in legno.

Base in lamiera di acciaio tagliata al laser, sagomata e verniciata a polveri.

La collezione Modernista non è sfoderabile.

Design N.Doshi & J.Levien - 2017



Base colors - Colori basi



RAL 9002
white chalk



NCS S 7010-
Y90R
cacao



RAL 7016
anthracite



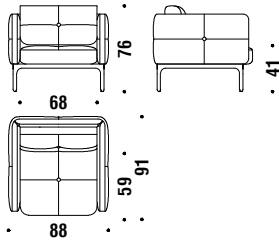
RAL 9005
black

Armchair

Poltrona

001

4,3 mt. ★ 8,1 m² 0,8 m³ 48 Kg



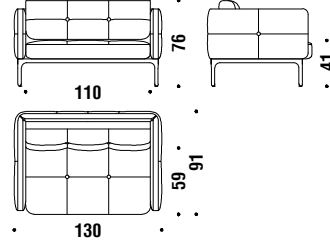
€
H _____
Q _____
S _____
W _____
Y _____
T _____
Z _____

Settee 130

Divanetto 2 posti 130

078

6,5 mt. ★ 12,3 m² 1,1 m³ 65 Kg



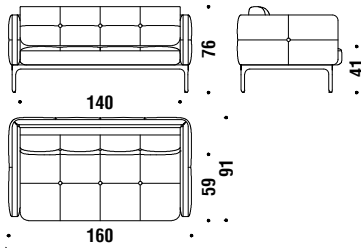
€
H _____
Q _____
S _____
W _____
Y _____
T _____
Z _____

2 seater sofa 160

Divano 2 posti 160

002

7,2 mt. ★ 13,7 m² 1,3 m³ 71 Kg



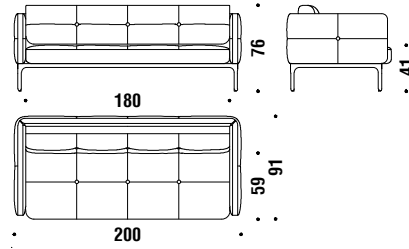
€
H _____
Q _____
S _____
W _____
Y _____
T _____
Z _____

2 seater sofa major 200

Divano 2 posti major 200

003

8 mt. ★ 15,1 m² 1,6 m³ 92 Kg



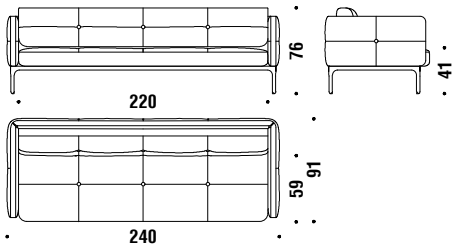
€
H _____
Q _____
S _____
W _____
Y _____
T _____
Z _____

3 seat sofa 240

Divano 3 posti 240

090

9,2 mt. ★ 17,6 m² 1,9 m³ 103 Kg



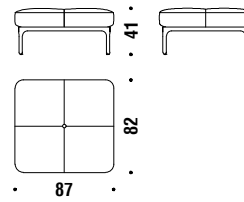
€
H _____
Q _____
S _____
W _____
Y _____
T _____
Z _____

Stool 87x82x41

Pouf 87x82x41

017

2,2 mt. ★ 4,2 m² 0,4 m³ 31 Kg



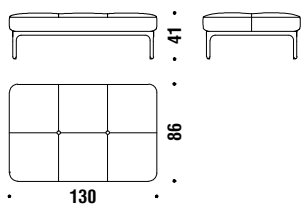
€
H _____
Q _____
S _____
W _____
Y _____
T _____
Z _____

Bench 130

Panca 130

984

2,6 mt. ★ 5 m² 0,6 m³ 40 Kg



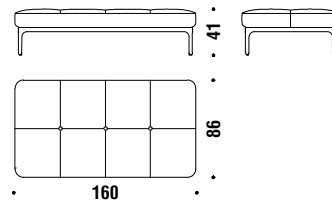
€
H _____
Q _____
S _____
W _____
Y _____
T _____
Z _____

Bench 160

Panca 160

06N

3,1 mt. ★ 5,7 m² 0,7 m³ 45 Kg



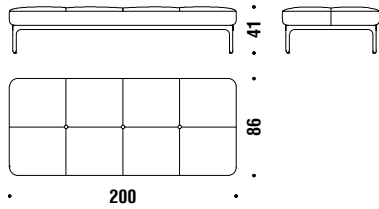
€
H _____
Q _____
S _____
W _____
Y _____
T _____
Z _____

Bench 200

Panca 200

985

3,8 mt. ★ 7,1 m² 0,8 m³ 67 Kg



€

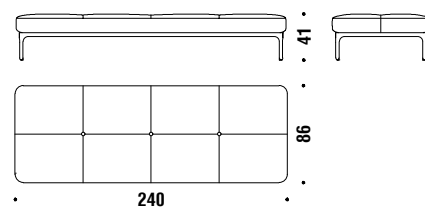
H _____
Q _____
S _____
W _____
Y _____
T _____
Z _____

Bench 240

Panca 240

986

4,6 mt. ★ 8,6 m² 1 m³ 78 Kg



€

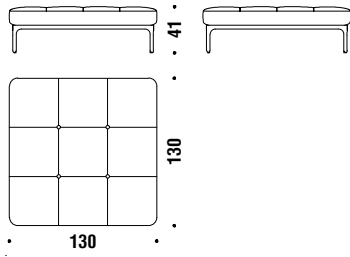
H _____
Q _____
S _____
W _____
Y _____
T _____
Z _____

Bench 130x130

Panca 130x130

987

5,2 mt. ★ 9,6 m² 0,9 m³ 80 Kg



€

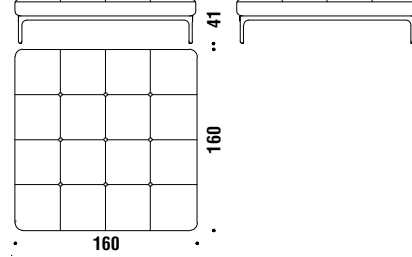
H _____
Q _____
S _____
W _____
Y _____
T _____
Z _____

Bench 160x160

Panca 160x160

988

6,1 mt. ★ 11,6 m² 1,2 m³ 90 Kg



€

H _____
Q _____
S _____
W _____
Y _____
T _____
Z _____