


2021 / 2024

NEWS

MISSANA

Missana news 2024



Missana.es



At Missana we have spent more than 25 years working on what we love most: handmade upholstered furniture. This catalogue compiles the latest products launched by Missana, always using premium materials and high-end finishes to offer the best quality for contract and hospitality projects.



Pepe Albargues, cofounder of Missana

Our vision

Missana's collection is the result of carrying out a process of research and development in order to produce each item with emotion, passion and affection. Every product reflects the essence of our philosophy: optimism, craftsmanship and colour.

We call our company's philosophy "Made locally". It is known for having a supply chain located in areas less than 60km from our facilities. This is an indication of our intentions, respect and admiration for the local products and for the local artisans.

Our essence

We were born in a land through which the sun of the Mediterranean flows while being connected by the sea and surrounded by nature. Our roots define this essence.

We are committed to providing our clients with more than just design. We love spreading enthusiasm and well-being via our items with the desire to multiply rather than add. Our greatest wish is to turn winters into summers so that you feel comfortable and relaxed.



Index

Bamboo by Pavel Vetrov

Bamboo armchair and sofa indoor 6

Bamboo armchair and sofa outdoor 11

Carlo by Studioestudio

Carlo chair 15

HEX by Jaro Kose

HEX armchair low panels 21

HEX armchair high panels 25

HEX ottoman 27

Michelin by MUT

Michelin straight module 29

Michelin corner module 33

Michelin system 35

Swan by Pepe Albargues

Swan sofa 38

Swan armchair 42

Terra by Sebastián Alberdi

Terra chair 45

Terra bar stool 48

Terra armchair 49

Terra sofa 50

Twin Moon by Pepe Albargues

Twin Moon armchair 54

Twin Moon sofa 58

Rapanui by Pepe Albargues

Rapanui armchair 60

Rapanui corner 64

Rapanui chaise longue 66

Rapanui system 68

Worm by Clap Studio

Worm bench 73

Bamboo indoor
by Pavel Vetrov



Bamboo indoor by Pavel Vetrov

Bamboo is a collection made up of an armchair and a sofa inspired on bamboo forests. Its structure simulates being made from this material, but in order to achieve greater strength and resistance an iron structure is used instead.





Bamboo Armchair indoor





Dimensions

All measurements are approximate and in cm.

Bamboo armchair	Width /80 Depth /93 Height /83 Seat /41
Bamboo 3 seaters sofa	Width /200 Depth /93 Height /83 Seat /41


Packaging

Bamboo armchair	1pcs	85 x 105 x 100	Weight / 47kg
Bamboo 3 seaters sofa	1pcs	85 x 100 x 204	Weight / 72kg

Materials

Painted iron structure.
 Pine wood base and particle board.
 Armrest in beech wood.
 Foam CMHR (high resilience and flame retardant) for all our cushion filling systems.

Bamboo outdoor
by Pavel Vetrov



Bamboo outdoor by Pavel Vetrov

Bamboo is a very special collection as it opens the doors of Missana to outdoor spaces. The outdoor collection is made up of an armchair and a sofa inspired on bamboo forests. As in the interior version, its structure simulates being made from bamboo, but in order to achieve greater strength and resistance a stainless steel structure is used instead.



Bamboo Sofa outdoor



Bamboo Armchair outdoor





Dimensions

All measurements are approximate and in cm.

Bamboo armchair	Width /80 Depth /93 Height /83 Seat /41
Bamboo 3 seaters sofa	Width /200 Depth /93 Height /83 Seat /41

Packaging

Bamboo armchair	1pcs	85 x 105 x 100	Weight / 47kg
Bamboo 3 seaters sofa	1pcs	85 x 100 x 204	Weight / 72kg

Materials

Painted stainless steel structure.
 Pine wood base and particle board.
 Foam CMHR (high resilience and flame retardant) for all our cushion filling systems.

Carlo
by Studioestudio



Carlo
by Studioestudio

Carlo is a chair in which the straight and curved lines show a perfect harmony to get a strong and plain item all in one. Its wooden structure makes the chair resistant and its design allows it to be stackable. The chair has a warm and perfect style suitable for contract and residential areas.







Carlo chair





Dimensions

All measurements are approximate and in cm.

Carlo chair Width /55 Depth /51 Height /73 Seat /46

Packaging

1pcs 105 x 77 x 62 Weight / 17,50kg

Materials

Beech wood structure.
Foam CMHR(high resilience and flame retardant) for all our cushion filling systems.

HEX
by Jaro Kose



HEX
by Jaro Kose

Hex is a modular system built around hexagonal shaped seating. By adding low or high walls, users – according to their needs – can create many flexible combinations, from a single ottoman to a seating space for multiple people.





HEX armchair with low backrest
without side panels



HEX armchair with high side panels



HEX armchair with high backrest
without side panels







Dimensions

All measurements are approximate and in cm.

HEX high armchair with side panels	Width /76	Depth /77	Height /107	Seat /44
HEX high armchair without side panels	Width /70	Depth /77	Height /107	Seat /44
HEX low armchair with side panels	Width /76	Depth /77	Height /80	Seat /44
HEX low armchair without side panels	Width /70	Depth /77	Height /80	Seat /44
HEX ottoman	Width /67	Depth /70	Height /44	Seat /44

Packaging

HEX high armchair with side panels	1 pcs	117 x 87 x 86	Weight / 43,5kg
HEX high armchair without side panels	1 pcs	117 x 87 x 70	Weight / 31kg
HEX low armchair with side panels	1 pcs	90 x 87 x 86	Weight / 39kg
HEX low armchair without side panels	1 pcs	90 x 87 x 80	Weight / 28kg
HEX ottoman	1 pcs	54 x 80 x 77	Weight / 16kg

Materials

Pine wood and tablex seat structure.
 Backrest with metal frame, plywood and tablex board.
 Foam CMHR (high resilience and flame retardant) for all our cushion filling systems.
 Lacquered beech wood legs.

Michelin
by MUT



Inspired by the curvilinear shape of the human body and the folds of the skin, Michelin is all about dynamism and colour. Each piece smoothly bends onto itself to produce the seat and the backrest, which can also become an armrest depending on how the module is positioned. With just two single pieces it is possible to create multiple layouts.

















Dimensions

All measurements are approximate and in cm.

Michelin straight module Width /103 Depth /113 Height /71 Seat /38

Michelin corner module Width /103 Depth /113 Height /71 Seat /38

Packaging

Michelin straight module 1 pcs 125 x 136 x 81 Weight / 44kg

Michelin corner module 1 pcs 125 x 136 x 81 Weight / 55kg

Materials

Pinewood, plywood and tablex structure.
Foam CMHR (high resilience and flame retardant) for all our cushion filling systems.
Lacquered beech wood legs.

Swan
by Pepe Albargues



Swan
by Pepe Albargues

Swan is a collection made up of an armchair and a sofa inspired by the beauty and elegance of a swan. The arms of these items show an open-angle simulating the long slender open wings of a swan. This single feature gives lightness to this collection making it a perfect choice for both contract and residential areas.



Swan sofa with wooden legs





Swan armchair with wooden legs







Dimensions

All measurements are approximate and in cm.

Swan armchair	Width /100	Depth /93	Height /92	Seat /42
Swan 2 seater sofa	Width /162	Depth /93	Height /92	Seat /42
Swan 3 seater sofa	Width /196	Depth /93	Height /92	Seat /42
Swan Maxi sofa	Width /220	Depth /93	Height /92	Seat /42

Packaging

Swan armchair	1pcs	85 x 100 x 105	Weight / 56kg
Swan 2 seater sofa	1pcs	85 x 100 x 170	Weight / 78kg
Swan 3 seater sofa	1pcs	85 x 100 x 204	Weight / 88kg
Swan Maxi sofa	1pcs	85 x 100 x 225	Weight / 102kg

Materials

Iron and fibre MDF structure.

Foam CMHR (high resilience and flame retardant) for all our cushion filling systems.

Backrest cushions stuffed with 50% goose feathers and 50% polyester fibre.

Wooden lacquered legs or metal legs painted in Ral colour.

Terra
by Sebastian Alberdi



Terra
by Sebastian Alberdi

The Terra family is inspired by our geography. More specifically in a system of hills that rise gently on the surface of a lush and lively terrain. It is a collection designed to be visually light and with a timeless aesthetic.











Terra 2 seater sofa







Dimensions

All measurements are approximate and in cm.

Terra chair	Width /53	Depth /60	Height /78	Seat /47
Terra bar stool	Width /49	Depth /61	Height /104	Seat /79
Terra armchair	Width /64	Depth /70	Height /82	Seat /46
Terra 2 seater sofa	Width /128	Depth /70	Height /82	Seat /46
Terra 3 seater sofa	Width /192	Depth /70	Height /82	Seat /46

Packaging

Terra chair	1pcs	85 x 77 x 62	Weight / 17kg
Terra bar stool	1pcs	107 x 70 x 60	Weight / 17,2kg
Terra armchair	1pcs	85 x 81 x 74	Weight / 25kg
Terra 2 seater sofa	1pcs	85 x 82 x 135	Weight / 39,6kg
Terra 3 seater sofa	1pcs	85 x 80 x 210	Weight / 54,3kg

Materials

Black painted iron frame and legs for others colours please ask for increment.
 Foam CMHR (high resilience and flame retardant) for all our cushion filling systems.
 Seat and backrest in MDF board.

Twin Moon
by Pepe Albargues



Twin Moon by Pepe Albargues

Twin moon is a collection inspired by the twin moon astronomical curiosity. Twin Moon offers an armchair and a sofa taking the curved shape of the moon. The sofa has two detached backs and its seat evokes the optical illusion of overlapping the two moons.



Twin Moon
by Pepe Albargues









Dimensions

All measurements are approximate and in cm.

Twin Moon armchair	Width /103	Depth /95	Height /83	Seat /40
Twin Moon sofa	Width /194	Depth /95	Height /83	Seat /40

Packaging

Twin Moon armchair	1 pcs	85 x 100 x 105	Weight / 41,7kg
Twin Moon sofa	1 pcs	85 x 100 x 204	Weight / 77,2kg

Materials

Pine wood, plywood and tablex structure.
 Foam CMHR (high resilience and flame retardant) for all our cushion filling systems.
 Lacquered beech wood legs.

Rapanui
by Pepe Albargues



Rapanui

by Pepe Albargues

Rapanui is a system that finds its inspiration in the complex and enigmatic Moai sculptures from the remote Easter Island. The Rapanui system consists of three modules that can function independently or can be combined to create endless possibilities.



Rapanui armchair





Rapanui corner





Rapanui chaise longue









Rapanui system







Dimensions

All measurements are approximate and in cm.

Module without arm	Width / 76 Depth / 92 Height / 75 Seat / 41
Module with 1 arm	Width / 100 Depth / 92 Height / 75 Seat / 41
Module with 2 arms	Width / 124 Depth / 92 Height / 75 Seat / 41
Corner	Width / 92 Depth / 92 Height / 75 Seat / 41
Chaise Longue	Width / 100 Depth / 152 Height / 75 Seat / 41

Packaging

Module without arm	1pcs	85 x 100 x 105	Weight / 35kg
Module with 1 arm	1pcs	85 x 100 x 105	Weight / 45kg
Module with 2 arms	1pcs	85 x 100 x 120	Weight / 59kg
Corner	1pcs	85 x 100 x 105	Weight / 43kg
Chaise Longue	1pcs	85 x 170 x 100	Weight / 65kg

Materials

Pinewood, plywood board and tablex structure.
 Foam CMHR (high resilience and flame retardant) for all our cushion filling systems.
 Lacquered beech wood legs.




Worm by Clap Studio

Worm is an amusing bench that can evolve and change according to the needs of each space. This is the first modular system of Missana, a functional bench suitable for any room and atmosphere. The Worm bench is made of just three modules: the end module, the straight module and the curved module 22,5°.













Dimensions

All measurements are approximate and in cm.



End Module

Width / 65 Depth / 65 Height / 50



Straight Module

Width / 50 Depth / 65 Height / 50



Curved Module 22,5°

Width / 52 Depth / 65 Height / 50

Packaging

End Module	1 pcs	125 x 136 x 81	Weight / 44kg
Straight Module	1 pcs	125 x 136 x 81	Weight / 55kg
Curved Module 22,5°	1 pcs	125 x 136 x 81	Weight / 44kg

Materials

Plywood board structure with tablex.
Foam CMHR (high resilience and flame retardant) for all our cushion filling systems.
Painted iron structure legs in RAL colour.