

loci™

Installation instructions

100-277V
100W LED
3000K




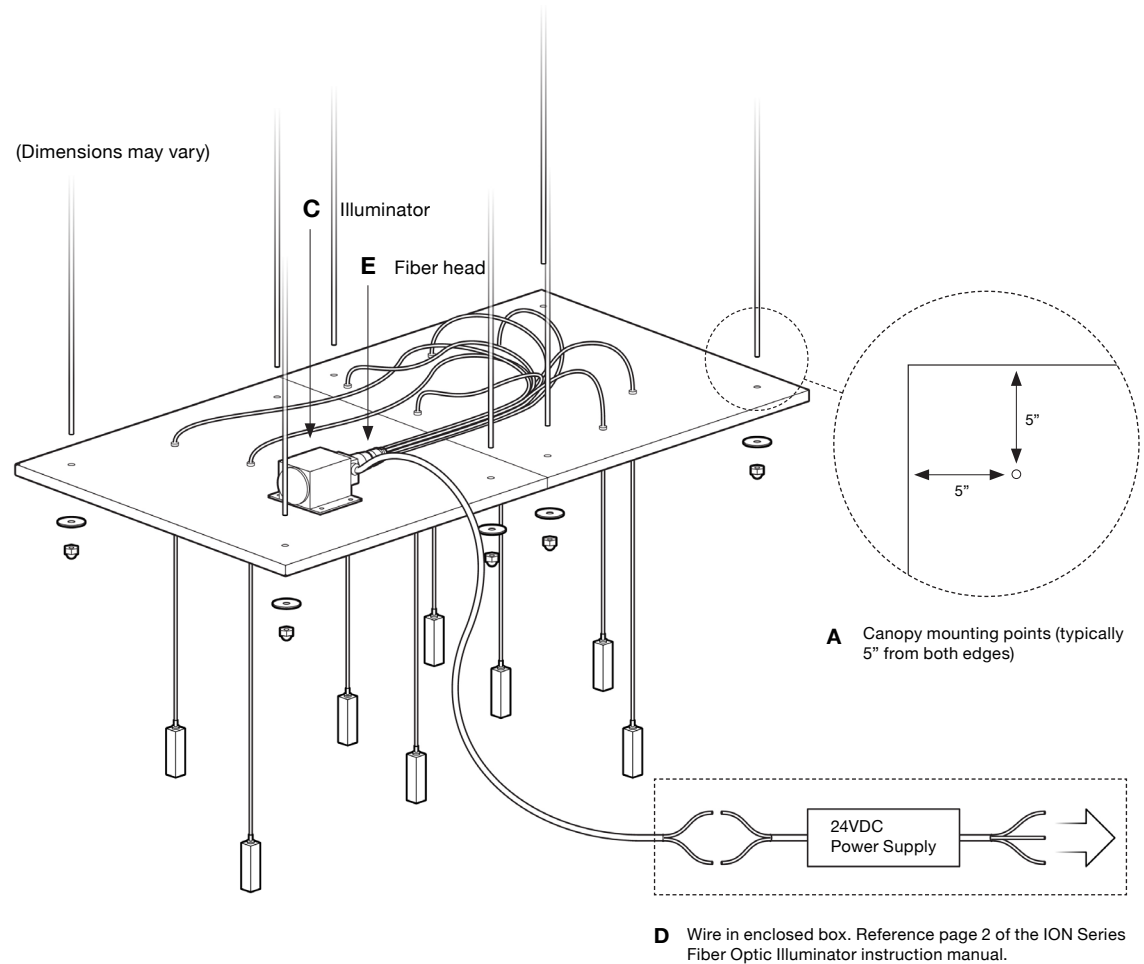
Warranty

Graypants warrants its products against defects in material or workmanship for a period of 90 days from delivery. Repair or replacement of the product is the exclusive remedy of the consumer. To obtain warranty service, you must deliver the product in its original packaging, or packaging affording an equal degree of protection, to Graypants' Seattle factory. This warranty does not cover damage arising from wear and tear, or any willful damage, negligence, subjection to abnormal working conditions, failure to follow the seller's written instructions, misuse or alteration or repair of a product, or any other act or omission on the part of the consumer.

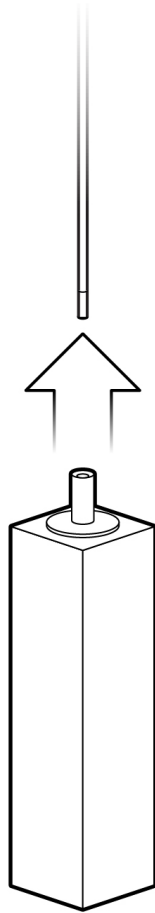
Canopy Installation

- 1 Install ceiling mounts for 1/8" aircraft cable or 3/8" threaded rod. Each ceiling mount must support 200lbs minimum. Reference the canopy notes.
- 2 Puncture the wrapping material around the canopy mounting points (A) and hang the canopy according to the layout on the canopy notes attached.
- 3 Install the illuminator (C) into the designated spot on the canopy using the provided lath screws, and wire it to the power supply (D). Reference page 2 of the ION Series Fiber Optic Illuminator instruction manual.
- 4 Connect the fiber head (E) to the illuminator according to the ION Series Fiber Optic Illuminator instruction manual and test.
- 5 Drop the labeled fibers into their corresponding holes in the canopy. The shaft collar will act as a stopper. The canopy can be turned on its side to access the holes if needed.
- 6 Remove the wrapping material and raise the canopy to the specified height.

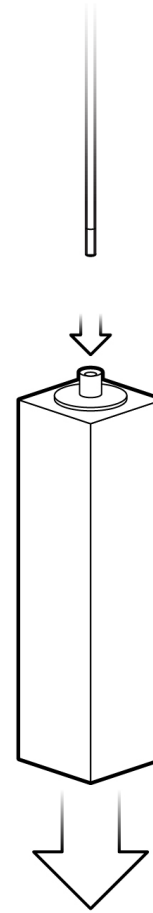
 **Do not pull hard or bend the fibers sharply!**
Doing so may damage the fiber optics.



Diffuser installation



To attach the diffuser,
insert the fiber optic
cable into the top of the
diffuser until it stops.



To remove the diffuser,
press down on the top of
the cable gripper.



www.graypants.com
206.420.3912
seattle@graypants.com