

FINISHES

NATURAL TIMBER VENEER



The dramatic effect of light passing through the wood veneer is the essence and hallmark of LZF. This important feature would not be possible without the application of our patented process in treating the raw natural veneer: the Timberlite® system.

This system, the result of LZF's research & development work, allows us to work with an extremely flexible, yet very resistant veneer, which can take on many shapes without breaking. In addition to all our veneers being FSC certified, thanks to the treatment, the wood used to fabricate our lamps maintains its natural qualities, adopting different nuances and hues over time.

SOURCE LIGHT TEMPERATURE

Choose your light temperature carefully, wood veneer colour can change radically depending on the colour temperature you use.

Recommended temperature LED for coloured LZF shades:

20- Ivory White (3000k-6400k)


21-Cherry, 22-Beech, 28-Blue, 29-Grey, 30-Turquoise and 31-Chocolate, (4000k)

24-Yellow, 25-Orange, 26-Red and 33 Pale Rose (2700k-4000k)


21 Natural Cherry Off




21 Natural Cherry 4000k



21 Natural Cherry 3000k



21 Natural Cherry 2700k



WOOD SHADE FINISHES

20.
Ivory White
Off




20.
Ivory White
On



21.
Natural
Cherry
Off



21.
Natural
Cherry
On



22.
Natural
Beech
Off



22.
Natural
Beech
On



24.
Yellow
Off



24.
Yellow
On



25.
Orange
Off



25.
Orange
On



26.
Red
Off



26.
Red
On



28.
Blue
Off



28.
Blue
On



29.
Grey
Off



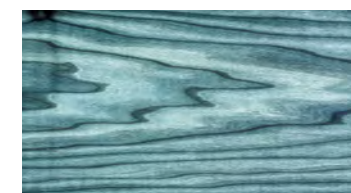
29.
Grey
On



30.
Turquoise
Off




30.
Turquoise
On




31.
Chocolate
Off




31.
Chocolate
On



33.
Pale Rose
Off



33.
Pale Rose
On




Please only use these reproductions as a guide.
Use LZF wood swatches to see the spectacular real effect of the illuminated veneers.

METAL FINISHES



For too many years things have been simply black and white, but life is made up of many shades and we have been wanting to create a more generous array of skin colours for our lights for quite sometime. This year we have wanted to offer you the choice of not just picking your shade colour but also the colour of the metallic finish that accompanies it. Matt tones or coloured reflections in satin nickel finishes provide a whole new range of choice when selecting your lamp.

BK
Matt Black



BN
Black Nickel



CO
Copper



GD
Gold



IV
Matt Ivory

