

Lzf

PART ONE



**PART ONE**  
**A to L**



**WOOD** TOUCHED  
BY **LIGHT**



Since 1994 we build lamps like couturiers sew dresses, like jewellers polish gems, like sculptors carve stone.

We create harmonious, elegant, unique forms.

We select each sheet of wood based on its grain and transparency.

We care for it like a precious fabric, categorising its properties to create a specific volume.

Our collections have their own distinct identity; they are diverse and invite the client to identify with the model they need, filling the life and the lives of those around them with light.

We don't believe in obsolescence and like all our packaging to be as biodegradable as possible.

We researched and patented Timberlite® to build our lights, eliminating contamination and integrating sustainable processes.

We love shapes, colours, rhythms, fine materials, beauty, light and enjoying our surroundings.

We believe contemporary craftsmanship must coexist with technology, merging to create new traditions.

We are a team of craftsmen, designers, engineers, communicators, programmers, illustrators, writers, accountants, salesmen, strategists and inventors.

We are LZF; lighting design, painting and music led us to where we are now.

---

# NATURAL WOOD NATURAL LIGHT

---

  
Timberlite™



Wood is a noble material and has been part of our DNA since our beginnings. All LZF lamps are handmade from FSC natural wood veneer, ensuring their origin from controlled forests and guaranteeing our sustainability and environmental commitment. LZF lamps' wood veneers are treated with a technique patented by LZF, called Timberlite®, that allows this fragile material to become flexible and resistant without the need of any chemical processes. Knots and other elements of wood are a natural occurrence and form part of the feel and design of the material. As a living material our veneers will age with time, changing as you change, accompanying you with their richness during a whole lifetime.

---

**ON**



**OFF**



# ALPHABETICAL INDEX

<b>INDEX</b>	<b>7</b>	Orbit	202
Lightbulb Suspension	8	Oh!Line	206
LED Suspension, Life Size	10	Piknik	212
Wall, Table & Floor	12	Pod & Poppy	216
		Raindrop	222
		Spiro	226
		Stitches	232
		Swirl	236
		Thesis	240
<b>NEW COLLECTION</b>	<b>15</b>		
Asap	16		
Black Note Chandelier	20		
Candela	24	<b>BIG SIZE COLLECTION</b>	<b>251</b>
Kactos	32	Candelabro	252
Omma	38	Dandelion	258
Osca	52	Link Chain	262
Tiny	60	Suns	266
Voliere	64	Totem	270
Woodstraps	70		
		<b>LIFE SIZE COLLECTION</b>	<b>275</b>
<b>THE COLLECTION</b>	<b>77</b>	Koi & Kogoi	276
Agatha	78	Big Bird & Birdy	282
Air	88	The Walking Fish	292
Black Note	94	Smelly Fant	296
Mini Chou	106		
Dune	110	<b>WOOD &amp; METAL FINISHES</b>	<b>301</b>
Eris	118		
Escape	124	<b>DESIGNERS</b>	<b>309</b>
Estela	128		
Gea	138	<b>CREDITS</b>	<b>313</b>
Guijarro	146		
I-Club	150		
I-Line	158		
Lens	162		
Link	166		
Lola	172		
Maruja	184		
MiniMikado	188		
New Wave	194		
Nut	198		

# 1.1



**CANDELA** 24  
Suspension & Wall



**KAKTOS** 32  
Suspension & Table



**OSCA** 52  
Suspension & Table

## LIGHTBULB SUSPENSION



**ERIS** 118  
Suspension & Table




**NUT** 198  
Suspension



**STITCHES** 232  
Suspension



**STITCHES** 232  
Suspension



**SWIRL** 236  
Suspension



**LINK** 166  
Suspension & Floor



**ESCAPE** 124  
Suspension



**MINIMIKADO** 188  
Suspension



**POD** 216  
Suspension



**POPPY** 216  
Suspension



**RAINDROP** 222  
Suspension



**GEA** 138  
Suspension, Wall & Ceiling



**MARUJA** 184  
Suspension



**NEW WAVE** 194  
Suspension



**AGATHA** 78  
Suspension



**LOLA** 172  
Suspension, Table & Floor



**VOLIERE** 64  
Suspension



**OSCA** 52  
Large / Suspension



**LINK CHAIN** 262  
Suspension



**CANDELABRO** 252  
Suspension



**AGATHA** 78  
Ball / Suspension



**AGATHA** 78  
Large / Suspension

# 1.2

**LED  
SUSPENSION**



**WOODSTRAPS 70**  
Suspension & Wall



**BLACK NOTE 94**  
Triplet / Suspension,  
Floor & Wall



**BLACK NOTE 94**  
Keys / Suspension,  
Floor & Wall



**OMMA 38**  
2 Leaves / Suspension,  
Table, Floor & Wall



**OMMA 38**  
Double 2 / Suspension, Table, Floor & Wall



**DUNE 110**  
Horizontal / Suspension



**ESTELA 128**  
Horizontal / Suspension  
& Floor



**DUNE 110**  
Vertical / Suspension



**ESTELA 128**  
Vertical / Suspension  
& Floor



**I-CLUB 150**  
Suspension, Table, Wall  
& Ceiling



**I-LINE 158**  
Suspension




**OH!LINE 206**  
Suspension



**NEW WAVE 194**  
Suspension



**SPIRO 226**  
Suspension



**GEA SLIM 138**  
Suspension, Wall &  
Ceiling

# 1.3



**SUNSPANEL 266**  
Suspension Panel

# 2

**BLACK NOTE 20**  
Chandelier / Suspension,  
Floor & Wall



**DANDELION 258**  
Suspension



**LOLA 172**  
Suspension, Table & Floor



**TOTEM 270**  
Suspension



**LIFE SIZE**

**KOI 276**  
Suspension



**WALKING FISH 292**  
Floor



**SMELLY FANT 296**  
Floor



**BIG BIRD 282**  
Vertical Suspension



**BIG BIRD 282**  
Horizontal Suspension

# 3

## WALL



**CANDELA** 24  
Suspension & Wall



**AIR** 88  
Table & Wall



**LOLA** 172  
Suspension, Floor & Wall

**WOODSTRAPS** 70  
Suspension & Wall



**OMMA** 38  
Suspension, Table, Floor & Wall



**BLACK NOTE Duplet** 94  
Suspension, Floor & Wall



**THESIS** 240  
Table, Floor & Wall



**LENS** 162  
Wall



**GUIJARRO** 146  
Wall & Ceiling



**GEA** 138  
Wall & Ceiling



**ORBIT** 202  
Wall



**I-CLUB** 150  
Suspension, Table, Wall & Ceiling



**I-CLUB** 150  
Suspension, Table, Wall & Ceiling

# 4

## TABLE



**TINY** 60  
Table



**ASAP** 16  
Table



**KACTOS** 32  
Suspension & Table



**AIR** 88  
Table & Wall



**ERIS** 118  
Suspension & Table



**OSCA** 52  
Suspension & Table



**MINI CHOU** 106  
Cordless Table



**I-CLUB** 150  
Suspension, Table, Wall & Ceiling



**OMMA** 38  
Suspension, Table, Floor & Wall



**PIKNIK** 212  
Cordless Table



**THESIS** 240  
Table, Floor & Wall



**LOLA** 172  
Suspension, Table & Floor

# 5

## FLOOR



**ESTELA** 128  
Table, Floor & Wall



**THESIS** 240  
Table, Floor & Wall



**LOLA** 172  
Suspension, Table & Floor



**BLACK NOTE Triplet** 94  
Suspension, Floor & Wall



**LINK** 166  
Suspension & Floor



**OMMA** 38  
Suspension, Table, Floor & Wall





**NEW**  
COLLECTION

# ASAP

## Asap

Table

Designed by:  
Lucas Muñoz

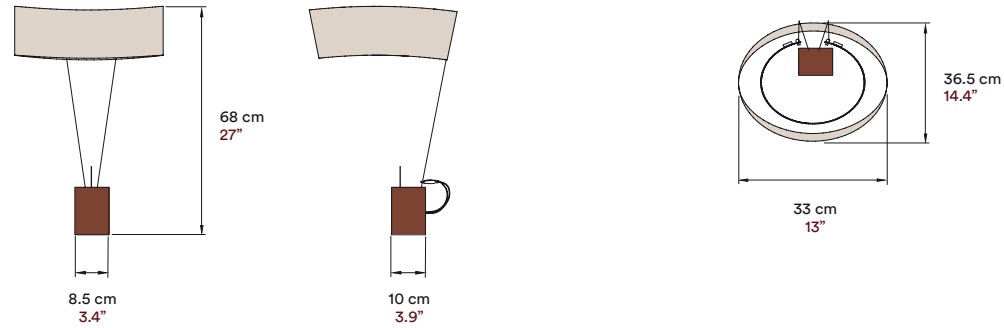
ASAP (As Simple As Possible) is a beautiful example of how copper, wood and terracotta can work together in perfect harmony. It shows us that even the most simple designs can be incredibly powerful and meaningful.

Muñoz's experimentation with these materials reminds us to always explore new possibilities, and to never stop pushing the boundaries of creativity.



Photography: Manu Toro

● ASAP - CIRCULAR TABLE  
23 Natural White Wood Veneer & Terracota.



**MATERIALS & COMPONENTS**

Wood Veneer Shade

Cooper Rods

3D Printed Terracotta Base

Touch on/off Dimming Rod

Electrical Cable

145 cm 57"

Each piece is numbered and signed by the artist

**LIGHT SOURCE**

**230V**  
Dimmable Integrated LED

Class II

**120V**  
Dimmable Integrated LED

PENDING

**FINISHES**

**WOOD VENEER COLOURS**

- 21 Natural Cherry
- 22 Natural Beech
- 23 Natural White

**AWARDS**



Room Design Magazine



Go to web



Photography: KlunderBie

● **ASAP - CIRCULAR TABLE**  
21 Natural Cherry Wood Veneer & Terracotta.

# BLACK NOTE

## Black Note Chandelier

Suspension

Designed by:  
Ramón Esteve Estudio

This composition is a stunning example of the harmonious collaboration between a metal frame and warm wood veneer shades, resulting in a striking light tree design.

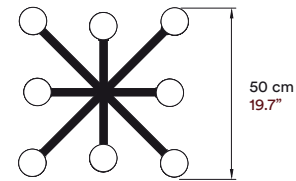
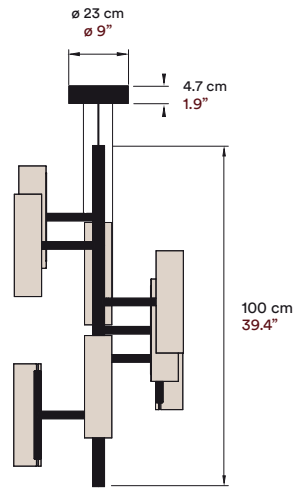
Ramón Esteve's artistic vision extends to three additional Black Note lighting compositions: Black Note Keys (horizontal suspension), Black Note Triplet (vertical suspension & floor), and Black Note Duplet (wall fixture).

Each of these compositions boasts unique and rhythmic forms, offering a symphony of light, texture, and pattern. It's safe to say that these designs will leave a lasting impression on anyone who experiences them.

• **BLACK NOTE CHANDELIER - SUSPENSION**  
20 Ivory White Wood Veneer & Gold Metal Structure.



CHANDELIER



MATERIALS & COMPONENTS

Wood Veneer Shades

Metal Structure & Canopy

Electrical Cable  
2,5 m drop 8 ft drop

3 Steel Cables  
2,5 m drop 8 ft drop

LIGHT SOURCE

120 - 277V Class I CE  
Dimmable Integrated LED

120 - 277V UL US PENDING  
Dimmable Integrated LED

FINISHES

RECOMMENDED WOOD VENEER COLOURS

- 20 Ivory White
- 21 Natural Cherry
- 22 Natural Beech

METAL COLOURS

- BK-Matte Black
- GD-Gold



Go to web



Photography: Manu Toro

• **BLACK NOTE CHANDELIER - SUSPENSION**  
20 Ivory White Wood Veneer & Gold Metal.

# CANDELA

## Candela

Suspension  
Wall

Designed by:  
Candela Cort

The abstract design of Candela Cort's pieces reflects the vibrant career of the Spanish artist and hat maker.

This symbolic light pays homage to the abstract art of painter Wassily Kandinsky, drawing inspiration from the movement of forms and the balance of color.

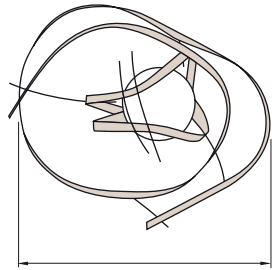
Cort's compositions are mobile, blending with light, resulting in unique and distinctive works crafted by her own hands.

True to her spirit, Cort believes that genuine luxury is intertwined with simplicity, shaping her fantasy into beautiful objects that bring a touch of joy to the world.

Her preference for working with humble and recycled materials reflects her mastery and skill in transforming them into objects of desire – elegant, subtle, and simultaneously impactful unique pieces.



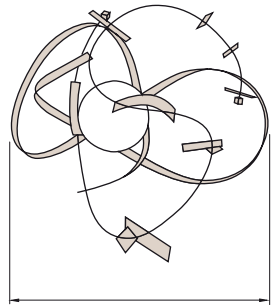
Photography: Maria Mira



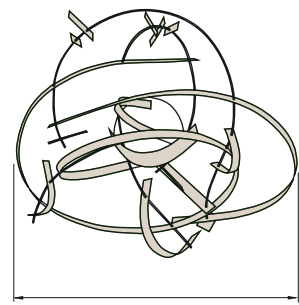
ø ~ 35 - 55 cm  
ø ~ 14 - 22"



ø ~ 35 - 55 cm  
ø ~ 14 - 22"



ø ~ 35 - 55 cm  
ø ~ 14 - 22"



ø ~ 35 - 55 cm  
ø ~ 14 - 22"

## MATERIALS & COMPONENTS

Wood Veneer Shade

Acrylic Diffuser

White Metal Back Plate

Each piece is numbered and signed by the artist

## HOY TO BUY

Scan the QR code below.

This will take you to our web page, where you will be able to see what versions of Candela are available. Use the "ask for quote" button to select your fixture, and wait for your order confirmation.

## LIGHT SOURCE

220-240V  
Bulb GX53

Class I 

120V  
Bulb GX53

 PENDING



Go to web

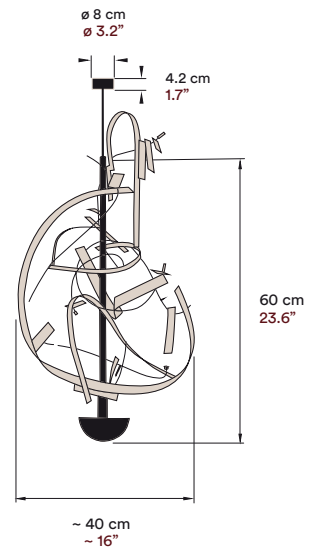
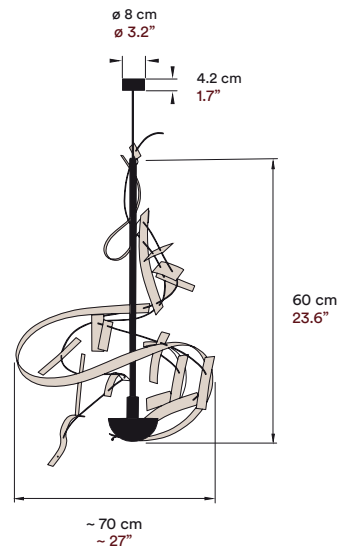


● CANDELA - SUSPENSION  
Wood Veneer & Black Metal.



Photography: Maia Mira





## MATERIALS & COMPONENTS

### Wood Veneer Shades

### Metal Structure & Canopy

### Black Electrical Cable

2,5 m drop 8 ft drop

Each piece is numbered and signed by the artist

## LIGHT SOURCE

220-250V

Bulbs G9

Class I 

120V

Bulbs G9

 PENDING

## HOY TO BUY

Scan the QR code below.

This will take you to our web page, where you will be able to see what versions of Candela are available. Use the "ask for quote" button to select your fixture, and wait for your order confirmation.

## METAL COLOUR

 BK-Matte Black

## AWARDS



NY, USA



Go to web



Photography: Manu Toro

● CANDELA - SUSPENSION  
Wood Veneer & Black Metal.

# KACTOS

## Kactos

Suspension  
Table

Designed by:  
Ray Power

The Kactos lamp by Ray Power is a true work of art that beautifully captures the essence of nature. Its cactus like silhouette is both striking and soothing, and the wooden veneer panels arranged in a vertical concave pattern around the light source create a mesmerizing effect.

The acrylic frame that holds everything in place adds a touch of modern elegance to the design. The lamp's beautiful shape reflects the light from within, casting a warm glow that fills any room with a sense of comfort and tranquility.

The table version of this lamp, with its ceramic base, is a perfect example of how classic style can be combined with modern design to create something truly unique and inspiring.

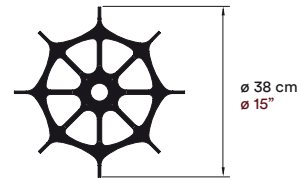
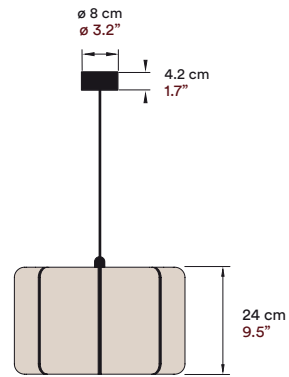


● **KACTOS - TABLE**  
20 Ivory White Wood Veneer & Black Ceramic Base.



Photography: Manu Toro

● **KACTOS - SUSPENSION**  
21 Natural Cherry Wood Veneer.



**MATERIALS & COMPONENTS**

Wood Veneer Shade

Acrylic Frame

Metal Canopy

Electrical Cable  
2,5 m drop 8 ft drop

**LIGHT SOURCE**

220-250V  
Bulb E27

Class II

120V  
Bulb E26

**FINISHES**

**RECOMMENDED WOOD VENEER COLOURS**

- 20 Ivory White
- 21 Natural Cherry
- 22 Natural Beech
- 26 Red
- 33 Pale Rose
- 28 Blue
- 34 Sea Blue
- 29 Grey

**METAL CANOPY & ACRYLIC FRAME COLOURS**

- BK-Matte Black
- WH-Matte White

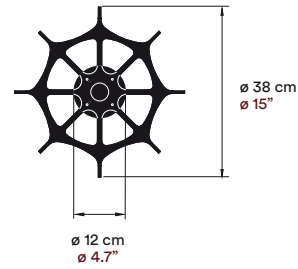
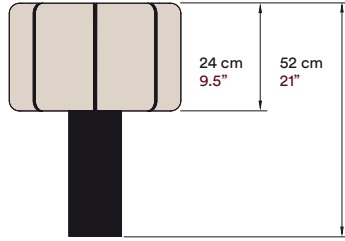


Go to web



Photography: Manu Toro

● KACTOS - SUSPENSION  
34 Sea Blue Wood Veneer.



**MATERIALS & COMPONENTS**

Wood Veneer Shade

Ceramic Base

Acrylic Frame

Electrical Cable with Dimming Switch  
145 cm 57"

**LIGHT SOURCE**

220-250V  
Bulb E27



120V  
Bulb E26



**FINISHES**

**RECOMMENDED WOOD VENEER COLOURS**

- 20 Ivory White
- 21 Natural Cherry
- 22 Natural Beech
- 26 Red
- 33 Pale Rose
- 28 Blue
- 34 Sea Blue
- 29 Grey

**CERAMIC BASE & ACRYLIC FRAME COLOURS**

- BK-Matte Black
- WH-Matte White



Go to web



Photography: Manu Toro

● **KACTOS - TABLE**  
33 Pale Rose Wood Veneer & White Ceramic Base.

# OMMA

## Omma

Suspension  
Table

Wall  
Floor

Designed by:  
Eli Gutiérrez

Omma is an inventive lamp, like a tree with fluttering leaves full of light. In Eli Gutierrez's prepossessing design, it is almost possible to imagine the lamp's movable wood veneer, artfully edged with metal, flapping in a gentle breeze. Omma is available as a suspension lamp (with two, or four leaves), a table lamp and a floor lamp (with a single leaf), and a wall lamp (with a single leaf). Individual leaves will rotate up to 180°, allowing the user to create a range of lighting moods.

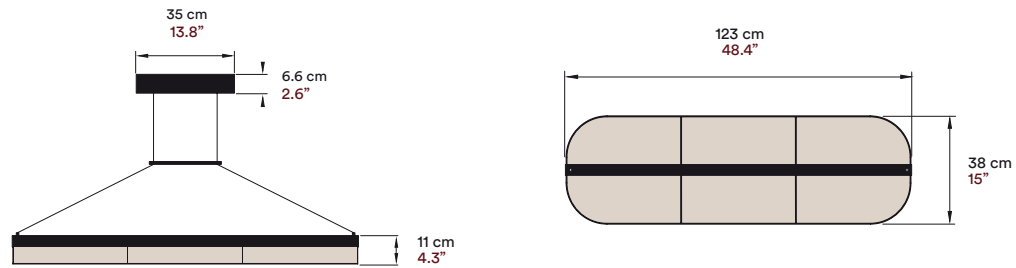
The Omma family of lights are available in only three wood veneer colours: Natural White, Natural Beech, and Natural Cherry. The lamp's metal finishes (used to create the spine and to edge the wood veneer modules) include Matte Black and Gold.

- **OMMA - SUSPENSION**  
21 Natural Cherry Wood Veneer & Gold Metal Structure



Photography: Manu Toro

## 1 LONG LEAF



## MATERIALS &amp; COMPONENTS

Wood Veneer Shade

Metal Canopy &amp; Structure

Electrified Cables

## LIGHT SOURCE

220-240V  
Dimmable Integrated LED

Class I 

120 - 277V  
Dimmable Integrated LED



## FINISHES

## WOOD VENEER COLOUR

 21 Natural Cherry

## METAL COLOURS

 BK-Matte Black  GD-Gold

Photography: KlunderBie

• OMMA 1 LONG LEAF - SUSPENSION  
21 Natural Cherry Wood Veneer & Matte Black Metal Structure.



Go to web

## 2 LEAVES



## MATERIALS &amp; COMPONENTS

Wood Veneer Shade

Metal Canopy &amp; Structure

Coaxial Power Cable

Black Steel Cables

## LIGHT SOURCE

220-240V  
Dimmable Integrated LED




Class I 

120 - 277V  
Dimmable Integrated LED



## FINISHES

## WOOD VENEER COLOURS

-  21 Natural Cherry
-  23 Natural White
-  22 Natural Beech

## METAL COLOURS

-  BK-Matte Black
-  GD-Gold



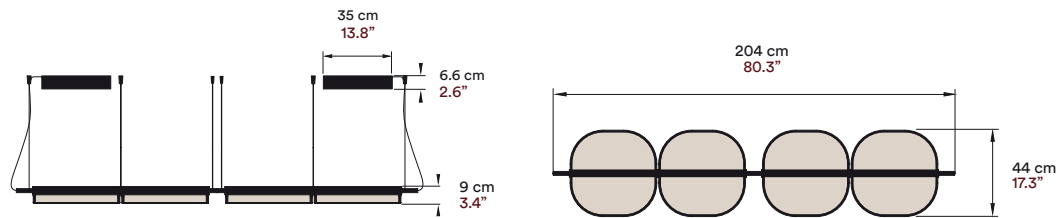
Photography: Santiago Relanzón

- OMMA 2 LEAVES - SUSPENSION  
21 Natural Cherry Veneer & Matte Black Metal Structure.



Go to web

## DOUBLE 2



## MATERIALS &amp; COMPONENTS

Wood Veneer Shade

Metal Canopy &amp; Structure

Coaxial Power Cables

Black Steel Cables

## LIGHT SOURCE

220-240V  
Dimmable Integrated LED




Class I 

120 - 277V  
Dimmable Integrated LED



## FINISHES

## WOOD VENEER COLOURS

-  21 Natural Cherry
-  23 Natural White
-  22 Natural Beech

## METAL COLOURS

-  BK-Matte Black
-  GD-Gold



Photography: Klunderbie

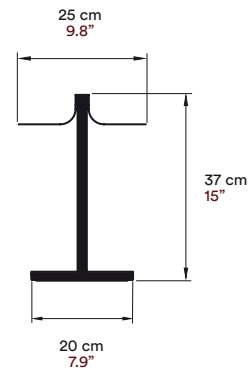
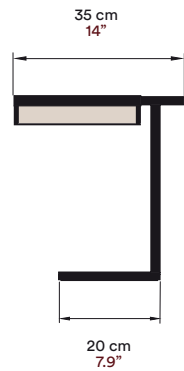
• OMMA DOUBLE 2 - SUSPENSION  
21 Natural Cherry Wood Veneer & Matte Black Metal Structure.



Go to web



## 1 LEAF



## MATERIALS &amp; COMPONENTS

Wood Veneer Shade

Metal Structure, Stem &amp; Base

Electrical Cable with Dimming Switch and Transformer on Plug  
145 cm 57"

## LIGHT SOURCE

220-240V  
Dimmable Integrated LED

Class II 

120V  
Dimmable Integrated LED



## FINISHES

## WOOD VENEER COLOURS

- 21 Natural Cherry
- 23 Natural White
- 22 Natural Beech

## METAL COLOURS

- BK-Matte Black
- GD-Gold

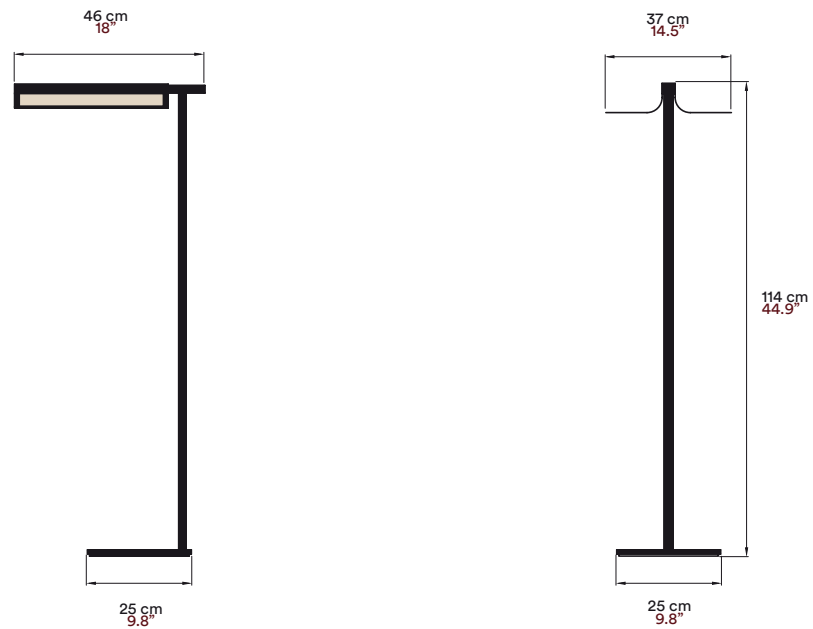


Go to web



Photography: Santiago Relanzón

● OMMA 1 LEAF - TABLE  
23 Natural White Wood Veneer & Matte Black Metal Structure.



## MATERIALS & COMPONENTS

Wood Veneer Shade

Metal Structure, Stem & Base

Electrical Cable with Dimming Switch and Transformer on Plug  
185 cm 73"

## LIGHT SOURCE

220-240V  
Dimmable Integrated LED




Class II  

120V  
Dimmable Integrated LED

 PENDING

## FINISHES

### WOOD VENEER COLOURS

-  21 Natural Cherry
-  23 Natural White
-  22 Natural Beech

### METAL COLOURS

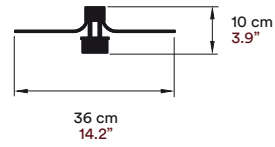
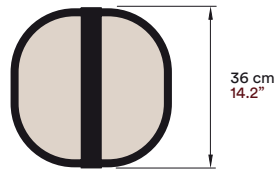
-  BK-Matte Black
-  GD-Gold



Go to web



● OMMA - FLOOR  
23 Natural White Wood Veneer & Gold Metal Structure.



## MATERIALS & COMPONENTS

Wood Veneer Shade

Metal Structure

Metal Back Plate

## LIGHT SOURCE

**220 - 240V**  
Dimmable Integrated LED

Class I 




**120 - 277V**  
Dimmable Integrated LED



ADA Compliant

## FINISHES

### WOOD VENEER COLOURS

-  21 Natural Cherry
-  23 Natural White
-  22 Natural Beech

### METAL COLOURS

-  BK-Matte Black
-  GD-Gold



Go to web



Photography: Angel Segura

- **OMMA - WALL**  
23 Natural White Wood Veneer & Matte Black Metal Structure.

# Osca

Suspension  
Table

Designed by:  
Bodo Sperlein

Osca is a lamp that embodies the perfect combination of art and functionality. Its design, a tribute to architect Oscar Niemeyer, is a true masterpiece of minimalistic yet strikingly unique shapes. The interlocking wooden arches create a three-dimensional form that captures the essence of sculptural beauty. The Osca family, comprising of two suspension versions and a table lamp, is a testament to the beauty of simplicity and elegance.



Photography: Manu Toro

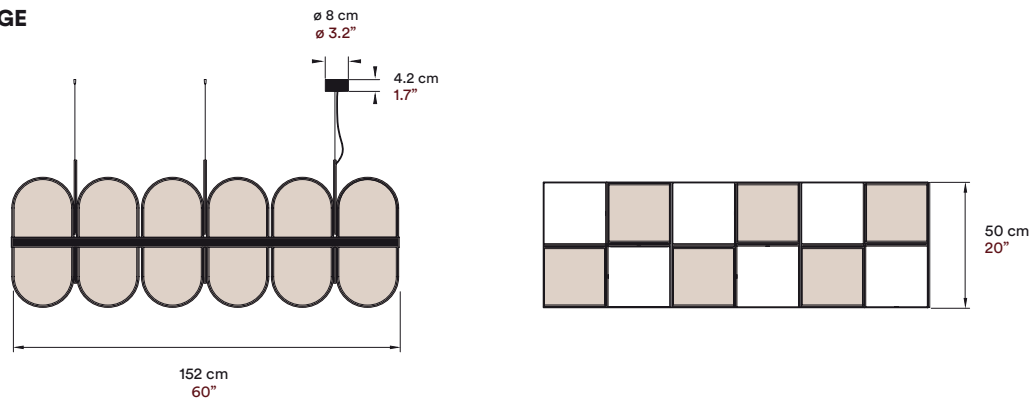
OS  
CA

● **OSCA - LARGE SUSPENSION**  
23 Natural Cherry Wood Veneer & Earl Grey Metal Structure.

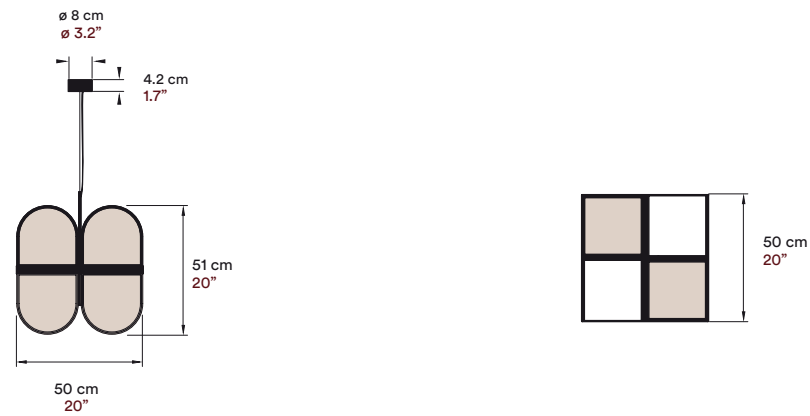


OSCA - LARGE SUSPENSION | 23 Natural White Wood Veneer & Earl Grey Structure.

## LARGE



## SMALL



## MATERIALS &amp; COMPONENTS

## Wood Veneer Shades

## Metal Structure &amp; Canopy

## Textile Electrical Cable

2,5 m drop 8 ft drop

## Steel Cables

2,5 m drop 8 ft drop

## LIGHT SOURCE

220-250V

Bulbs E27

Class I

120V

Bulbs E26



## FINISHES

## WOOD VENEER COLOURS

23 Natural White    33 Pale Rose

## METAL COLOURS

EG-Earl Grey    GD-Gold

SMALL



Go to web

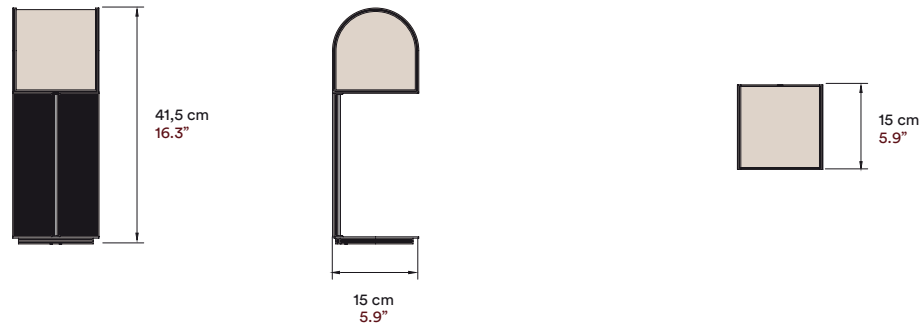
LARGE



Go to web



● OSCA - SMALL SUSPENSION  
23 Natural White Wood Veneer & Earl Grey Metal Structure.



## MATERIALS & COMPONENTS

Wood Veneer Shade

Metal Structure

Textile Electrical Cable with or without Dimming Switch  
145 cm 57"

## LIGHT SOURCE

230V  
Bulb G9


Class II  

120V  
Bulb G9

 PENDING

## FINISHES

### WOOD VENEER COLOURS

 23 Natural White  33 Pale Rose

### METAL COLOURS

 EG-Earl Grey  IV-Ivory White



• OSCA - TABLE  
23 Natural Cherry Wood Veneer & Earl Grey Metal Structure.



Go to web

# TINY



---

## Tiny

Table | Designed by:  
Ray Power

---

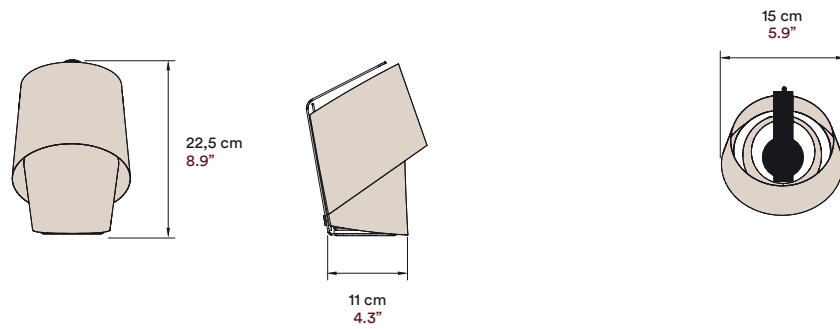
The Tiny Lamp is a testament to the beauty of simplicity. Its classic silhouette is achieved with just a single strip of wood veneer wrapped around its light source. This unassuming lamp radiates a cheerful vibe and is available in a wide variety of colours. The juxtaposition of the natural warmth of the wood veneer against the cool metal, it is a true work of art. Its handy handle allows us to place it wherever it's needed, making it a versatile and indispensable piece.

- 
- **TINY - TABLE**  
21 Natural Cherry Wood Veneer.



Photography: Manu Toro





## MATERIALS & COMPONENTS

### Wood Veneer Shade

### Metal Base & Handle

**Black Electrical Cable** with on/off or Dimming Switch  
145 cm 57"

## LIGHT SOURCE

**220-250V**  
Bulb E14

Class II

**120V**  
Bulb E12



## FINISHES

### WOOD VENEER COLOURS


- |                |                   |                  |
|----------------|-------------------|------------------|
| 20 Ivory White | 21 Natural Cherry | 22 Natural Beech |
| 24 Yellow      | 29 Grey           |                  |
| 25 Orange      | 33 Pale Rose      |                  |
| 26 Red         | 34 Sea Blue       |                  |
| 28 Blue        |                   |                  |

### METAL COLOUR

- BK-Matte Black



Go to web



Photography: Manu Toro

- TINY - TABLE  
20 Ivory White Wood Veneer.

# VOLIERE

## Voliere

Suspension

Designed by:  
Bodo Sperlein

Voliere could be a reinterpretation of a classic 1920s chandelier. With its nod to elegant French art deco lighting design, Voliere's intricately layered wood veneer elements are arranged like feathery plumes.

Composed by Bodo Sperlein, Voliere showcases the designer's appreciation of craft and materiality. This sculptural lamp's feather-like sections offer a unique perspective from different angles.

Due to the carefully considered structure and materials, the Voliere is lightweight in design and authentically reflects the feather decor. Voliere brings a touch of 1920s glamour to contemporary interiors.

- **VOLIERE - SUSPENSION**  
23 Natural White Wood Veneer. Photo: 3.000k



Photography: Manu Tiro

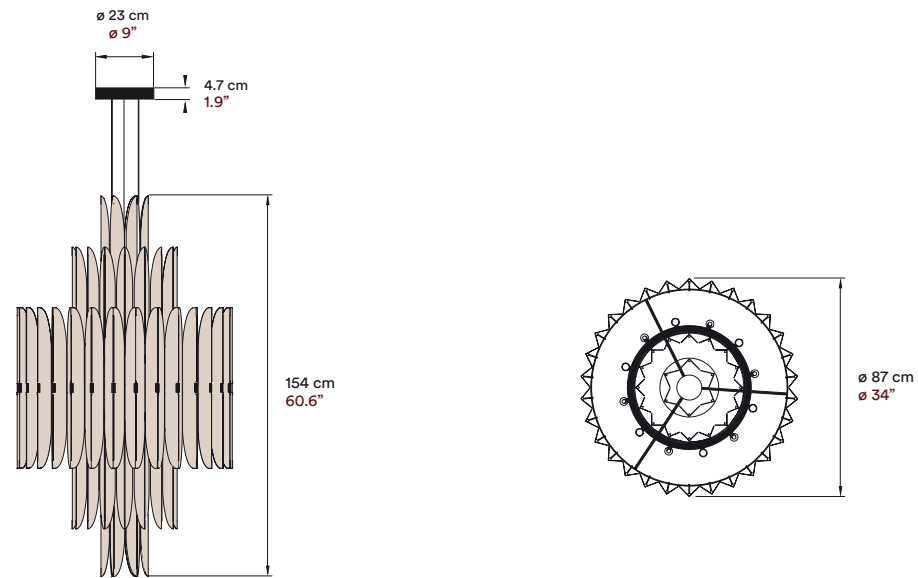


Photography: Mania Mitra



Photography: Santiago Relanzón

• VOLIERE - SUSPENSION  
23 Natural White Wood Veneer. Photo: 3.000k.



## MATERIALS & COMPONENTS

### Wood Veneer Shades

### Metal Structure & Canopy

### 3 Steel Cables

5 m drop 16.5 ft drop

### Gold Cloth Cord Electrical Cable

5 m drop 16.5 ft drop

## LIGHT SOURCE

### 220-250V

14 Bulbs E14 &  
2 Bulbs E27

Class I 


### 120V

14 Bulbs E12 &  
2 Bulbs E26



## FINISHES

### WOOD VENEER COLOURS

 23 Natural White

### METAL COLOUR

 GD-Gold



• VOLIERE - SUSPENSION  
23 Natural White Wood Veneer. Photo: 3.000k.



# WOOD STRAPS

## Wood Straps


Suspension  
Wall

Designed by:  
Summumstudio

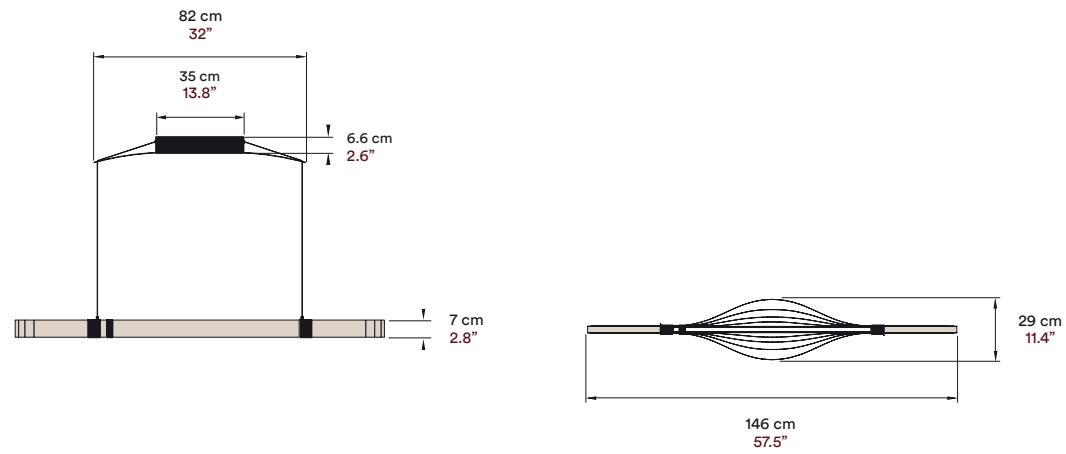
The Woodstraps lamp was created as a modular lighting concept by Summumstudio.

Skilfully crafted from pressed wood veneer, the wood 'straps' are cleverly adjusted using buckles: the straps open wider by simply moving the buckles, so increasing the intensity of light emanating from the pod-like centre.

● WOODSTRAPS - SUSPENSION  
21 Natural Cherry Wood Veneer.



Photography: Manu Toro



## MATERIALS & COMPONENTS

Wood Veneer Shades

Metal Structure

Black Metal Canopy

Black Electrified Cable


2,5 m drop 8 ft drop

2 Black Steel Cables

2,5 m drop 8 ft drop

## LIGHT SOURCE

120 - 277V  
Dimmable Integrated LED


Class I 

120 - 277V  
Dimmable Integrated LED

 PENDING

## FINISHES

WOOD VENEER COLOUR

 21 Natural Cherry

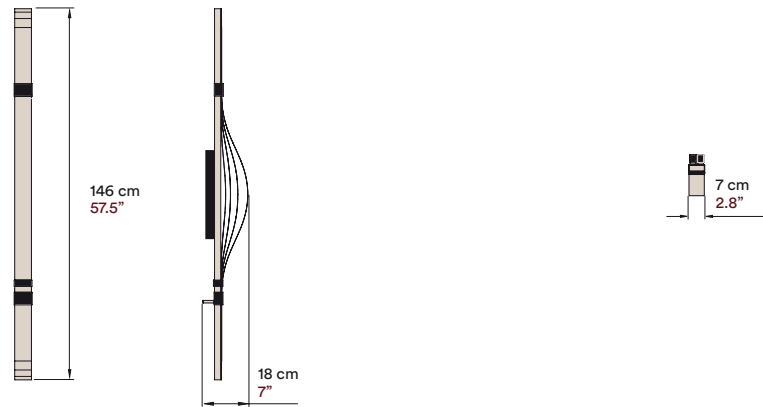


Photography: Santiago Relanzón

● WOODSTRAPS - SUSPENSION  
21 Natural Cherry Wood Veneer.



Go to web



## MATERIALS & COMPONENTS

Wood Veneer Shades

Metal Structure

Black Metal Back Plate

## LIGHT SOURCE

120 - 277V  
Dimmable Integrated LED


Class I 

120 - 277V  
Dimmable Integrated LED



## FINISHES


WOOD VENEER COLOUR

 21 Natural Cherry

Wall mount may be recess mounted if requested



Go to web



Photography: Maria Mira

• WOODSTRAPS - SUSPENSION  
21 Natural Cherry Wood Veneer.





# AGATHA

## Agatha

Designed by:  
Luis Eslava Studio

Small, Large & Ball Suspension

Agatha's handmade wood veneer strips are interlaced elegantly, blossoming concentrically from its centre, creating a happy and arresting presence in the room.

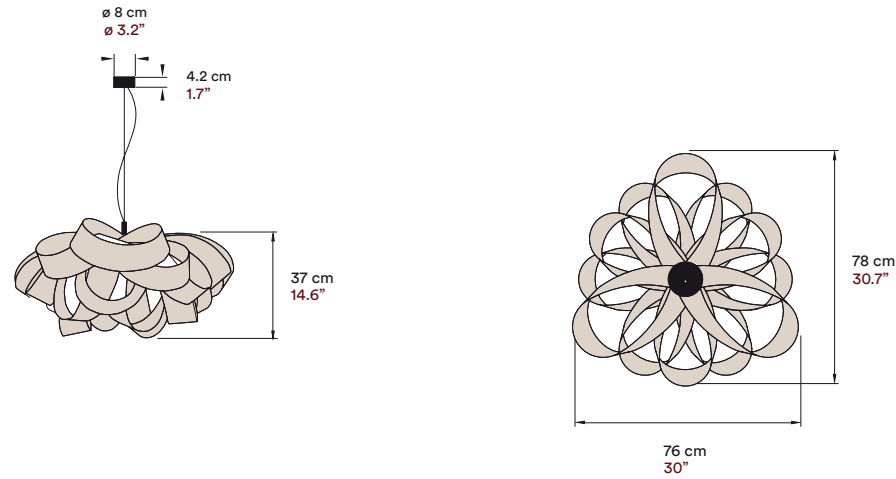


Interior Design: Materia Singular.

● AGATHA - SMALL SUSPENSION  
20 Ivory White Wood Veneer.



SMALL



MATERIALS & COMPONENTS

Wood Veneer Shade

Metal Canopy

Stainless Steel Cable  
2,5 m drop 8 ft drop

Transparent Electrical Cable  
2,5 m drop 8 ft drop

LIGHT SOURCE

220 - 250V  
Bulb E27

Class I

120V  
Bulb E26

FINISHES

WOOD VENEER COLOURS

- 20 Ivory White
- 21 Natural Cherry
- 22 Natural Beech
- 24 Yellow
- 29 Grey
- 25 Orange
- 33 Pale Rose
- 26 Red
- 34 Sea Blue
- 28 Blue

METAL CANOPY COLOUR

- NI-Nikel



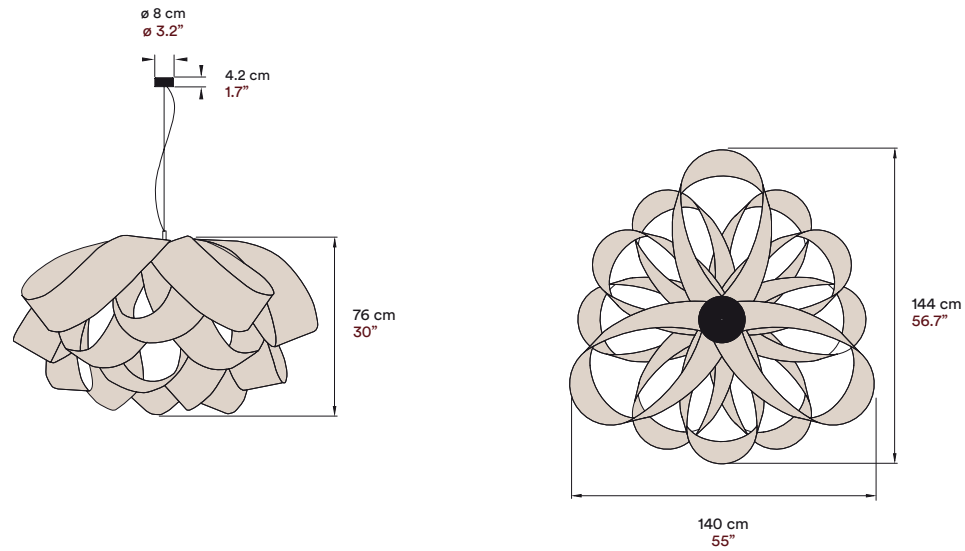
Go to web



● AGATHA - SMALL SUSPENSION  
21 Natural Cherry Wood Veneer.

● AGATHA - SMALL SUSPENSION  
20 Ivory White Wood Veneer.

LARGE



MATERIALS & COMPONENTS

Wood Veneer Shade

Metal Canopy

Stainless Steel Cable  
2,5 m drop 8 ft drop

Transparent Electrical Cable  
2,5 m drop 8 ft drop

LIGHT SOURCE

220 - 250V  
3 Bulbs E27

Class I CE

120V  
3 Bulbs E26



FINISHES

RECOMMENDED WOOD VENEER COLOURS

- 20 Ivory White
- 22 Natural Beech
- 24 Yellow
- 33 Pale Rose
- 25 Orange
- 34 Sea Blue
- 29 Grey

METAL CANOPY COLOUR

- NI-Nikel

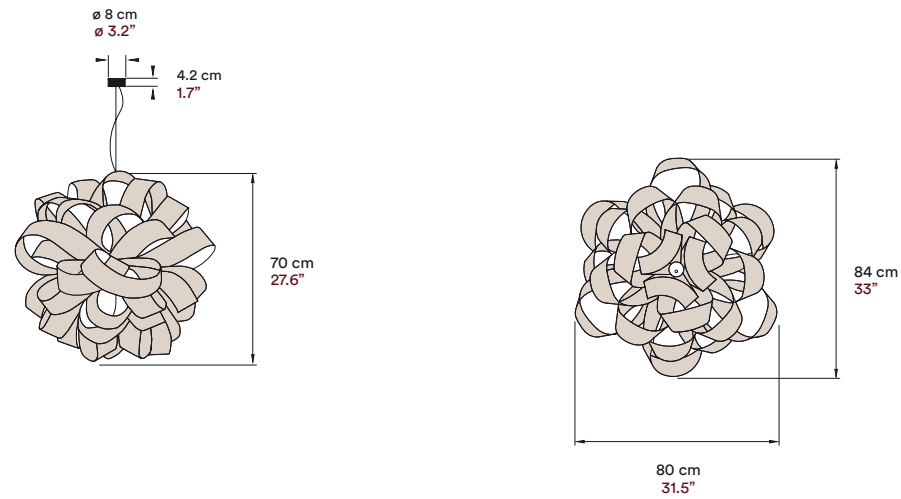


Go to web



● AGATHA - LARGE SUSPENSION  
22 Natural Beech Wood Veneer.

## BALL



## MATERIALS &amp; COMPONENTS

Wood Veneer Shade

Metal Canopy

Stainless Steel Cable

2,5 m drop 8 ft drop

Transparent Electrical Cable

2,5 m drop 8 ft drop

## LIGHT SOURCE

220 - 250V  
6 Bulbs E27

Class I

120V  
6 Bulbs E26

## FINISHES

## RECOMMENDED WOOD VENEER COLOURS

- |                |                  |
|----------------|------------------|
| 20 Ivory White | 22 Natural Beech |
| 24 Yellow      | 33 Pale Rose     |
| 25 Orange      | 34 Sea Blue      |
| 29 Grey        |                  |

## METAL CANOPY COLOUR

- NI-Nikel

## AWARDS

HD Las Vegas. Product Design Competition. USA

WAN LIGHTING. World Architecture Award. USA



Go to web



Photography: Santiago Relanzón

- AGATHA - BALL SUSPENSION  
20 Ivory White Wood Veneer.

# AIR



## Air


Table  
Wall

Designed by:  
Ray Power

The Air light is sublime, graceful and enchanting. Its shape exhibits the designer's characteristic penchant for imaginative three-dimensional forms. The Air lamp's pleats and folds work to create a unique wood veneer light, one whose character demonstrates balance with equanimity and restraint.

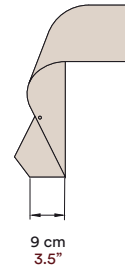
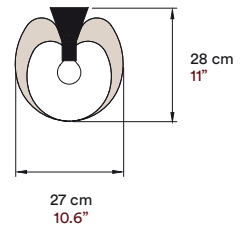
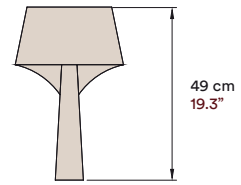
Air lamp diffuses light in a manner that is flawless and low-key, its singular silhouette shining with a radiant warmth and vitality. A free-flowing, effortless light, Air lamp enjoys a distinctly individual profile.

• AIR - WALL  
20 Ivory White Wood Veneer.



Photography: Santiago Belanzón

• AIR - TABLE  
21 Natural Cherry Wood Veneer.



## MATERIALS & COMPONENTS

Wood Veneer Shade

Metal Base

Electrical Cable with Dimming Switch  
145 cm 57"

## LIGHT SOURCE

220 - 250V  
Bulb E14

Class II

120V  
Bulb E12



## FINISHES

### WOOD VENEER COLOURS

- 20 Ivory White
- 21 Natural Cherry
- 22 Natural Beech
- 24 Yellow
- 25 Orange
- 26 Red
- 28 Blue
- 29 Grey
- 33 Pale Rose
- 34 Sea Blue

## AWARDS



Chicago

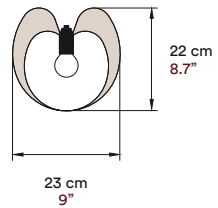
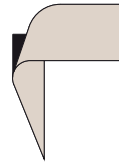
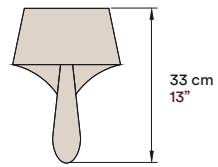


Go to web



Photography: Santiago Relanzón

- AIR - TABLE  
24 Yellow Wood Veneer.



**MATERIALS & COMPONENTS**

Wood Veneer Shade

White Metal Back Plate

**LIGHT SOURCE**

220 - 250V  
Bulb E14

Class I

120V  
Bulb E12

**FINISHES**

**WOOD VENEER COLOURS**

- 20 Ivory White
- 21 Natural Cherry
- 22 Natural Beech
- 24 Yellow
- 29 Grey
- 25 Orange
- 33 Pale Rose
- 26 Red
- 34 Sea Blue
- 28 Blue



Go to web



Photography: Santiago Relanzón

● AIR - WALL  
20 Ivory White Wood Veneer.



**B  
N  
L  
O  
A  
T  
C  
E  
K**



Photography: Angel Segura

## Black Note

Keys  
Triplet  
Chandelier  
Duplet

Suspension  
Susp. & Floor  
Suspension  
Wall

Designed by:  
**Ramón Esteve Estudio**

Designed by Ramón Esteve, Black Note is a lamp with perpendicular shades that rise and fall in harmony. Its rhythmic arrangement is inspired by the black keys on a piano, whose sharp and flat notes add emotion and passion to a melody.

Black Note's metal frame in our new metallic finishes work harmoniously with its luminous, warm wood veneer shades. Ramón Esteve created four Black Note compositions: Black Note Keys (horizontal), Black Note Triplet (suspension & floor), Black Note Chandelier (suspension) and Black Note Duplets (wall). These differing compositions, with their rhythmic forms, offer a symphony of light, texture and pattern.

• **BLACK NOTE KEYS**

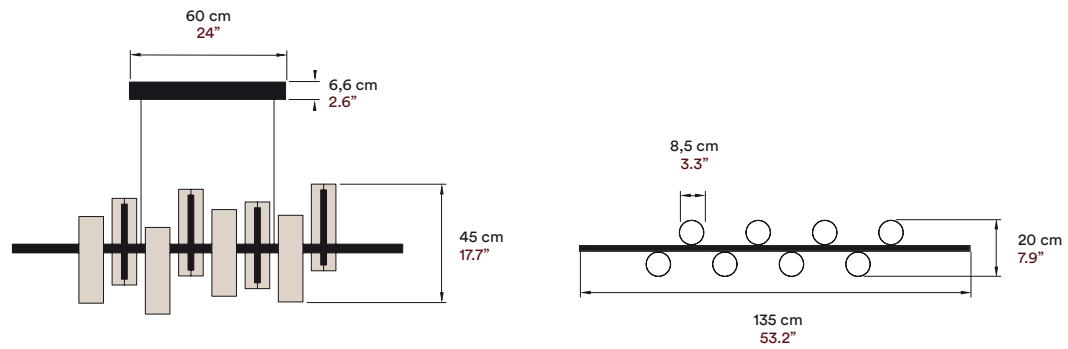
20 Ivory White Wood Veneer & Matte Black Metal Structure.



Photography: Emilio Lekuona

● **BLACK NOTE KEYS - SUSPENSION**  
20 Ivory White Wood Veneer & Gold Metal Structure. Photo: 3.000k

## KEYS



## MATERIALS &amp; COMPONENTS

## 8 Wood Veneer Shades

## Metal Structure &amp; Canopy

## 4 Electrified Steel Cables

2,5 m drop 8 ft drop

## LIGHT SOURCE

**Dual Circuit - DC.** Enables independent dimming and control of the decorative wood shades and the tech downlight.

**120 - 277V**  
Dimmable Integrated LED

Class I 

**120 - 277V**  
Dimmable Integrated LED



## FINISHES

## RECOMMENDED WOOD VENEER COLOURS

-  20 Ivory White
-  21 Natural Cherry
-  22 Natural Beech

## METAL COLOURS

-  BK-Matte Black
-  GD-Gold

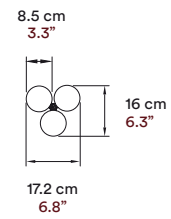
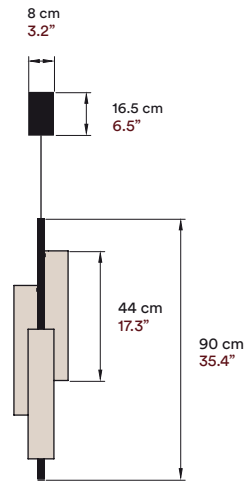


● **BLACK NOTE KEYS - SUSPENSION**  
20 Ivory White Wood Veneer & Matte Black Metal Structure.



Go to web

## TRIPLET



## MATERIALS &amp; COMPONENTS

## 3 Wood Veneer Shades

## Metal Structure &amp; Canopy

## Black Electrical Cable

2,5 m drop 8 ft drop

## LIGHT SOURCE

## 120 - 277V

Dimmable Integrated LED

Class I



## 120 - 277V

Dimmable Integrated LED





## FINISHES

## RECOMMENDED WOOD VENEER COLOURS

-  20 Ivory White
-  21 Natural Cherry
-  22 Natural Beech

## METAL COLOURS

-  BK-Matte Black
-  GD-Gold



Go to web

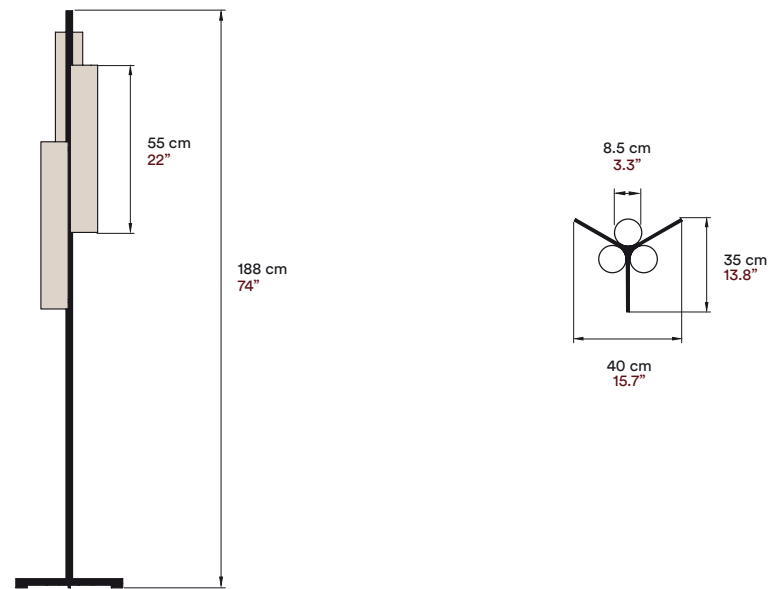


Photography: Santiago Relanzón

## ● BLACK NOTE TRIPLET - SUSPENSION

20 Ivory White Wood Veneer &amp; Gold Metal Structure. Photo: 4.000k.

## TRIPLET



## MATERIALS &amp; COMPONENTS

## 3 Wood Veneer Shades

## Metal Stem &amp; Base

**Electrical Cable** with Dimming Switch and Transformer on Plug  
185 cm 73"

## LIGHT SOURCE

**230V**  
Dimmable Integrated LED

Class II

**120V**  
Dimmable Integrated LED

US

## FINISHES

## RECOMMENDED WOOD VENEER COLOURS

- 20 Ivory White
- 21 Natural Cherry      22 Natural Beech

## METAL COLOURS

- BK-Matte Black      GD-Gold



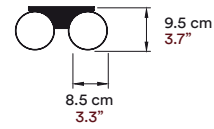
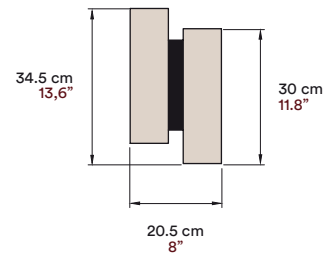
Go to web



## ● BLACK NOTE TRIPLET - FLOOR

20 Ivory White Wood Veneer & Matte Black Metal Structure. Photo: 4.000k

## DUPLET



## MATERIALS &amp; COMPONENTS

2 Wood Veneer Shades

Metal Structure &amp; Back Plate

## LIGHT SOURCE

120 - 277V  
Dimmable Integrated LEDClass I 120 - 277V  
Dimmable Integrated LED



ADA Compliant

## FINISHES

RECOMMENDED WOOD VENEER COLOURS

-  20 Ivory White
-  21 Natural Cherry
-  22 Natural Beech

## METAL COLOURS

-  BK-Matte Black
-  GD-Gold



Photography: Ángel Segura

• BLACK NOTE DUPLET - WALL  
29 Grey Wood Veneer & Matte Black Structure. Photo: 4000k.



Go to web

# MINI CHOU



Photography: Ángel Segura

## Mini Chou

Cordless  
Table

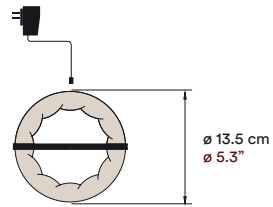
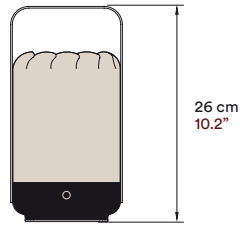
Designed by:  
Yonoh Creative Studio

The simplicity and charm of the Mini Chou, inspired by the traditional Japanese lantern called chou-chin, is able to capture the enchantment of the moment through light.

Mini Chou is the perfect companion for modern life: wireless, handy and exceptionally versatile. Handmade in natural wood veneer in Spain, Mini Chou has a dimmer that allows you to create the level of intimacy required.

With a whole world to discover, just how far will your Mini Chou take you?

• **MINI CHOU - CORDLESS TABLE**  
20 Ivory White Wood Veneer.



**MATERIALS & COMPONENTS**

Wood Veneer Shade

Interior Acrylic Diffuser

Metal Base & Handle

Rechargeable Battery

8 Hours Autonomy at 90% Power

IN Charge only, charging cable supplied  
USB type C

On / Off Dimming

**LIGHT SOURCE**

Dimmable Integrated LED

Class III

Dimmable Integrated LED

**FINISHES**

**WOOD VENEER COLOURS**

- 20 Ivory White
- 21 Natural Cherry
- 22 Natural Beech
- 24 Yellow
- 29 Grey
- 25 Orange
- 33 Pale Rose
- 26 Red
- 34 Sea Blue
- 28 Blue

**METAL COLOURS**

- BK-Matte Black




Go to web



• MINI CHOU - CORDLESS TABLE  
20 Ivory White Wood Veneer.

• MINI CHOU - CORDLESS TABLE  
33 Pale Rose Wood Veneer.





# DUNE

## Dune

Horizontal & Vertical Suspension | Designed by:  
Mayice Studio

Dune is a sculptural light whose shape is intriguingly amorphous. Designed by Madrid-based Mayice Studio, Dune is a single piece of hand-blown borosilicate glass, enveloping a wood veneer diffuser with a seedpod-like opening on one side. The glass is hand-blown by Eduard Garuti, an accomplished artisan. With mastery and great dexterity, the work of Mayice and Garuti is able to reveal the natural beauty found in glass and combine this to perfection with the wood.

Dune's distinctive shape is made up of two symmetrical ends and an irregular, bulb-shaped centre. The lamp's dimmable LED light source is housed in a wood veneer diffuser, and the glass softens the downward light from the seedpod-like opening. Each Dune lamp is unique: the beauty found in the imperfection of hand-blown glass ensures Dune is a piece of art in itself.

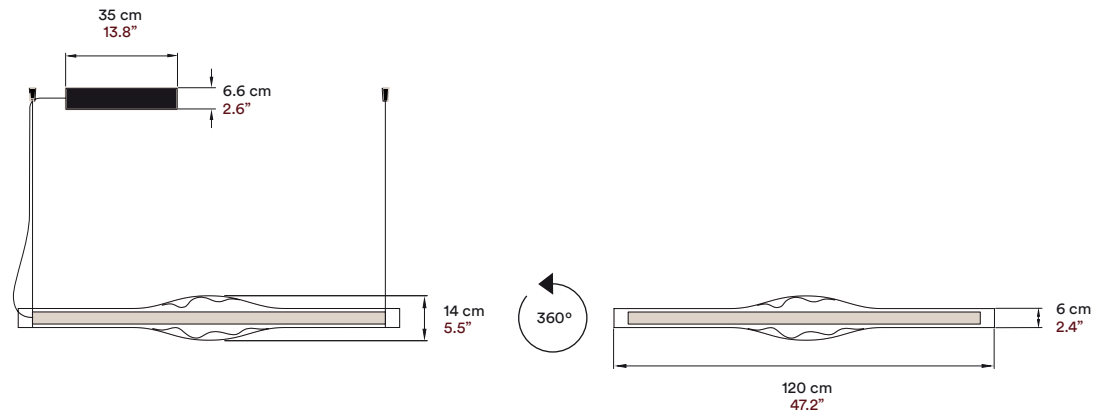


Photography: Ángel Segura



● DUNE - SUSPENSION  
34 Sea Blue Wood Veneer & Glass.

## HORIZONTAL



## MATERIALS &amp; COMPONENTS

Wood Veneer Shade

Hand Blown Glass: Borosilicate

Metal Canopy

Coaxial Power Cable

2,5 m drop 8 ft drop

2 Steel Cables

2,5 m drop 8 ft drop

## LIGHT SOURCE

120 - 277V

Dimmable Integrated LED

Class I

120 - 277V

Dimmable Integrated LED



## FINISHES

## RECOMMENDED WOOD VENEER COLOURS

- 20 Ivory White
- 21 Natural Cherry
- 22 Natural Beech
- 33 Pale Rose
- 34 Sea Blue

## METAL CANOPY COLOUR

- BK-Matte Black

## AWARDS



USA



USA



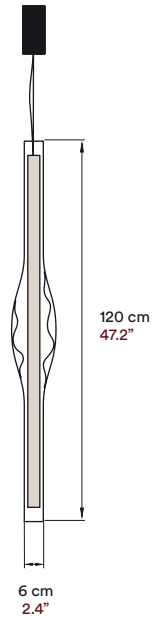
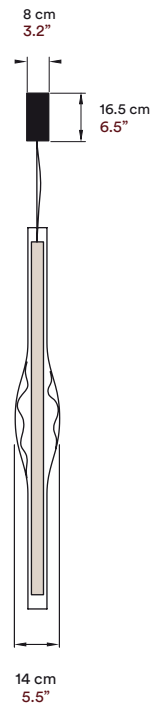
Go to web



• DUNE HORIZONTAL - SUSPENSION  
21 Natural Cherry Wood Veneer & Glass.



## VERTICAL



## MATERIALS &amp; COMPONENTS

Wood Veneer Shade

Hand Blown Glass: Borosilicate

Metal Canopy

Coaxial Power Cable  
2,5 m drop 8 ft dr opBlack Steel Cable  
2,5 m drop 8 ft drop

## LIGHT SOURCE

120 - 277V  
Dimmable Integrated LED

Class I CE

120 - 277V  
Dimmable Integrated LED

UL US

## FINISHES

## RECOMMENDED WOOD VENEER COLOURS

- 20 Ivory White
- 21 Natural Cherry
- 22 Natural Beech
- 33 Pale Rose
- 34 Sea Blue

## METAL CANOPY COLOUR

- BK-Matte Black

## AWARDS



USA



USA



Go to web



● DUNE, ESTELA & ERIS COMPOSITION - SUSPENSION  
20 Ivory White, 21 Natural Cherry Wood Veneer & Glass.



Photography: Emilio Lekuona

## Eris

Suspension  
Table

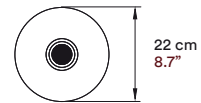
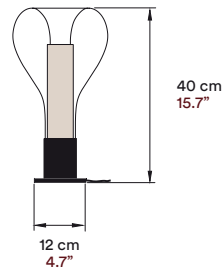
Designed by:  
Mayice Studio

- **ERIS - TABLE**  
22 Natural Beech Wood Veneer, Glass & Metal Structure.

Eris has an abstract and ethereal beauty, similar to the planet of the same name. Designed by Mayice Studio, Eris is made up of several components: an original borosilicate glass orb, hand-blown by accomplished Artisan glass-blower Eduardo Garuti, a wood veneer tube (that contains the LED light source), and a spun aluminium base.

Available as both a table lamp and a suspension lamp, Eris is sublime. Radiant when the light is on and ornamental when off, Eris has an ethereality that captures the perfect symbiosis of Glass and wood.

# ERIS



## MATERIALS & COMPONENTS

Wood Veneer Shade

Hand Blown Glass: Borosilicate

Spun Aluminium Base

Electrical Cable with Dimming Switch

145 cm 57"

## LIGHT SOURCE

220 - 250V

Bulb GU10

Class II 




120V

Bulb GU10





## FINISHES

### RECOMMENDED WOOD VENEER COLOURS

-  20 Ivory White
-  21 Natural Cherry
-  22 Natural Beech
-  33 Pale Rose
-  34 Sea Blue

### METAL COLOURS

-  AL-Natural Aluminium
-  BK-Matte Black




Go to web



Photography: Emilio Lekuona

### • ERIS - TABLE

22 Natural Beech Wood Veneer, Glass & Aluminium Metal Structure.



## MATERIALS & COMPONENTS

Wood Veneer Shade

Hand Blown Glass: Borosilicate

Aluminium Structure

Metal Canopy

Electrical Cable  
2,5 m drop 8 ft drop

## LIGHT SOURCE

220 - 250V  
Bulb GU10

Class I

120V  
Bulb GU10



## FINISHES

### RECOMMENDED WOOD VENEER COLOURS

- 20 Ivory White
- 21 Natural Cherry
- 22 Natural Beech
- 33 Pale Rose
- 34 Sea Blue

### METAL COLOURS

- AL-Natural Aluminium
- BK-Matte Black



Go to web



Photography: Ángel Segura

- ERIS - SUSPENSION  
20 Ivory White Wood Veneer, Glass & Metal Structure.

# ESCAPE



Photography: Mikiko Kikuyama.

## Escape

Suspension

Designed by:  
Ray Power

Escape is an avant-garde pendant with a smart domino-like structure. Its self-supporting veneer panels give the impression of falling into a ring of light, their form defying gravity.

Designed by Ray Power, Escape is a truly handsome, self-assured light. While enjoying a little bit of swagger and appearing fairly pleased with itself, the Escape pendant's manner is bright and buoyant. Moreover, Escape is entirely affable, having an approachable quality that is perfect for any well turned out setting.

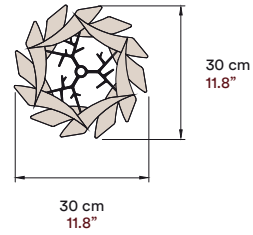
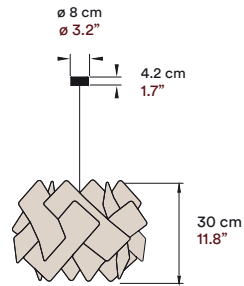
● ESCAPE - SUSPENSION | 20 Ivory White Wood Veneer.



ESCAPE

SUSPENSION

RAY POWER



MATERIALS & COMPONENTS

Wood Veneer Shade

Metal Tripod & Canopy

Electrical Cable  
2,5 m drop 8 ft drop

LIGHT SOURCE

220 - 250V  
Bulb E27 Class I CE

120 V  
Bulb E26 UL US

AWARDS



Chicago

FINISHES

WOOD VENEER COLOURS

- 20 Ivory White
- 21 Natural Cherry
- 22 Natural Beech
- 24 Yellow
- 29 Grey
- 25 Orange
- 33 Pale Rose
- 26 Red
- 34 Sea Blue
- 28 Blue


METAL COLOURS

- BK-Matte Black
- NI-Nickel
- WH-Matte White



Go to web

● ESCAPE - SUSPENSION  
33 Pale Rose Wood Veneer.



# ESTELA

## Estela

Horizontal & Vertical Suspension  
Floor

Designed by:  
Mayice Studio

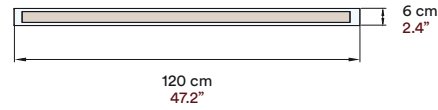
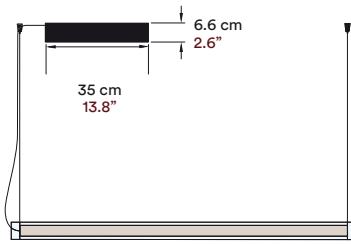
Estela is a captivating capsule of light. In Estela, Mayice Studio designed a clean, clear, single piece of borosilicate glass. Hand-blown by the accomplished artisan Eduard Garuti, the glass envelopes a cylinder-like wood veneer diffuser. The wood veneer houses a dimmable LED light source, and a straight opening on one side emits downward light that is softened by the glass.

Offering a seamless connection between both glass and wood, Estela is a radiant lamp with a celestial-like quality. It can also be used together with Dune to create alternating design solutions for board rooms, offices, and hospitality settings. Estela's natural imperfections, a characteristic of hand-blown glass, add to its warmth and elegance.


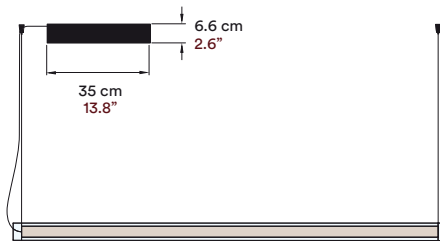
- **ESTELA SHORT SUSPENSION**  
21 Natural Cherry Wood Veneer & Glass.



## SHORT



## LONG



## MATERIALS &amp; COMPONENTS

Wood Veneer Shade

Hand Blown Glass: Borosilicate

Metal Canopy

Black Coaxial Power Cable

2,5 m drop 8 ft drop

2 Black Steel Cables

2,5 m drop 8 ft drop

## LIGHT SOURCE

120 - 277V

Dimmable Integrated LED

Class I

120 - 277V

Dimmable Integrated LED



## FINISHES

## RECOMMENDED WOOD VENEER COLOURS

- 20 Ivory White
- 21 Natural Cherry
- 22 Natural Beech
- 33 Pale Rose
- 34 Sea Blue

## METAL CANOPY COLOURS

- BK-Matte Black

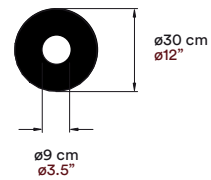
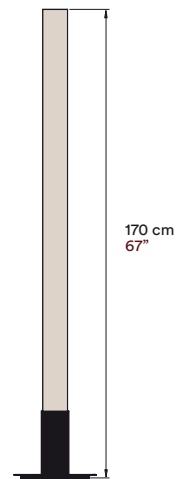


Go to web



Photography: Manu Toro

- ESTELA SHORT - SUSPENSION  
21 Natural Cherry Wood Veneer & Glass



## MATERIALS & COMPONENTS

Wood Veneer Shade

Hand Blown Glass: Borosilicate

Metal Base

Electrical Cable with Dimming Switch  
185 cm 73"

## LIGHT SOURCE

120 - 277V  
Dimmable Integrated LED

Class II  

120 - 277V  
Dimmable Integrated LED



## FINISHES

### RECOMMENDED WOOD VENEER COLOURS

- 20 Ivory White
- 21 Natural Cherry
- 22 Natural Beech
- 33 Pale Rose
- 34 Sea Blue

### METAL COLOUR

- BK-Matte Black



Photography: Maria Mira

● ESTELA - FLOOR  
22 Natural Beech Wood Veneer, Glass & Black Metal Base.

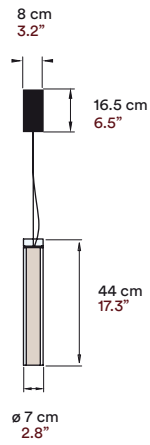


Go to web

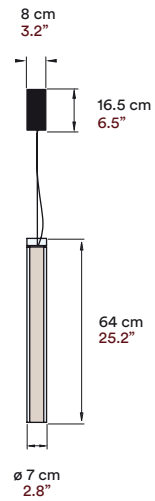


ESTELA - SMALL VERTICAL SUSPENSION | 21 Natural Cherry Wood Veneer & Glass - Interior Design: Materia Singular.

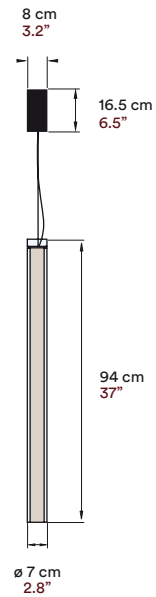
## SHORT



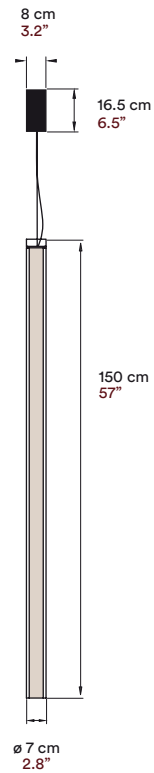
## MEDIUM



## LONG



## EXTRA LONG



## MATERIALS &amp; COMPONENTS

Wood Veneer Shade

Hand Blown Glass: Borosilicate

Metal Canopy

Black Coaxial Power Cable

2,5 m drop 8 ft drop

Black Steel Cable

2,5 m drop 8 ft drop

## LIGHT SOURCE

120 - 277V  
Dimmable Integrated LED

Class I

120 - 277V  
Dimmable Integrated LED



## FINISHES

## RECOMMENDED WOOD VENEER COLOURS

- 20 Ivory White
- 21 Natural Cherry
- 22 Natural Beech
- 33 Pale Rose
- 34 Sea Blue

## METAL CANOPY COLOUR

- BK-Matte Black



Go to web



Photography: Manu Toro

● ESTELA - SUSPENSION & FLOOR  
22 Natural Beech Wood Veneer & Glass.

# GEA

## Gea

Suspension  
Wall  
Ceiling

Designed by:  
Mariví Calvo

A versatile all-rounder, Gea is a solid and circular suspension, ceiling, and wall lamp. Gea's modest form is smart, self-possessed and clean-cut. A steadfast performer, Gea radiates warmth from its wood veneer sides, the resulting effect satisfyingly serene. We find a light that is unpretentious and yet highly accomplished, its versatility knowing no bounds.

We find a light that is unpretentious and yet highly accomplished, its versatility knowing no bounds. From a series of Super Gea pendants hanging in the hallways of power to a Gea ceiling lamp fixed in a minimalist space, this appealing light is reassuringly loyal.



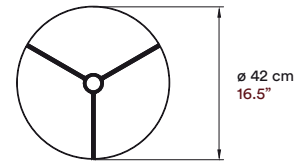
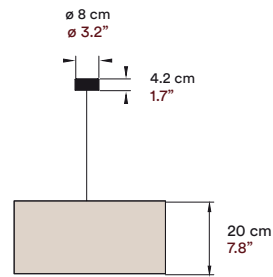
• GEA - LARGE CEILING | 22 Natural Beech Wood Veneer.



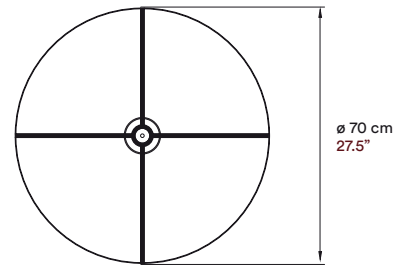
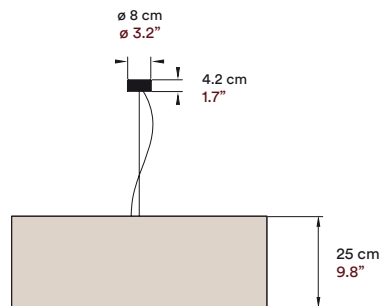
Photography: Santiago Relanzón

• GEA - LARGE SUSPENSION | 29 Grey Wood Veneer. 4000k.

## SMALL



## LARGE



## MATERIALS &amp; COMPONENTS

Wood Veneer Shade

Acrylic Diffuser

Chrome Metal Tripod

Metal Canopy

**Stainless Steel Cable**  
2,5 m drop 8 ft drop. Only in Large size

**Transparent Electrical Cable**  
2,5 m drop 8 ft drop

## LIGHT SOURCE

220 - 250V

**SMALL** Bulb E27  
**LARGE** 3 Bulbs E27

Class I

120V

**SMALL** Bulb E26  
**LARGE** 3 Bulbs E26



## FINISHES

## WOOD VENEER COLOURS

- 20 Ivory White
- 21 Natural Cherry
- 22 Natural Beech
- 24 Yellow
- 29 Grey
- 25 Orange
- 33 Pale Rose
- 26 Red
- 34 Sea Blue
- 28 Blue

## METAL CANOPY COLOUR

- NI-Nikel



Go to web



Photography: Santiago Relanzón

• GEA - LARGE SUSPENSION  
29 Grey Wood Veneer. Photo: 4000k.

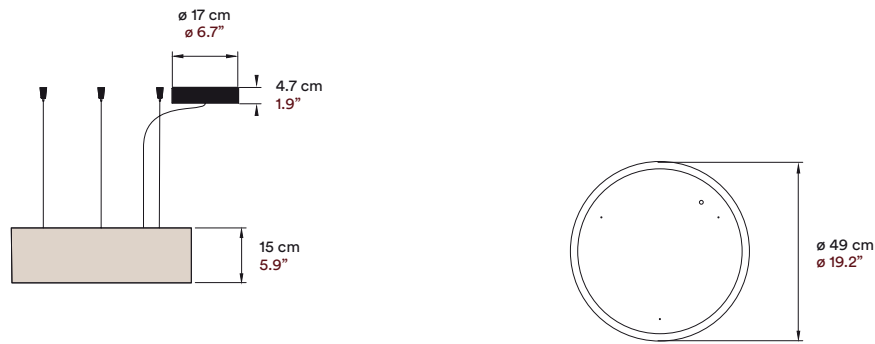


GEA

SUSPENSION

MARIVÍ CALVO

SLIM



## MATERIALS & COMPONENTS

Wood Veneer Shade

Top & Bottom Acrylic Diffuser

Metal Canopy

3 Stainless Steel Cable

2,5 m drop 8 ft drop

Transparent Electrical Cable

2,5 m drop 8 ft drop

## LIGHT SOURCE

120 - 277V

Dimmable Integrated LED

Class I

120 - 277V

Dimmable Integrated LED

US

## FINISHES

### WOOD VENEER COLOURS

- 20 Ivory White
- 21 Natural Cherry
- 22 Natural Beech
- 24 Yellow
- 29 Grey
- 25 Orange
- 33 Pale Rose
- 26 Red
- 34 Sea Blue
- 28 Blue

### METAL CANOPY COLOUR

- NI-Nikel



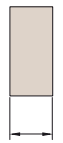
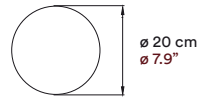
Go to web



Photography: Emilio Lekuona


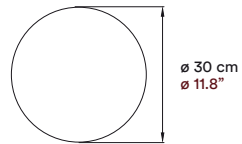
- GEA - SLIM SUSPENSION
- 20 Ivory White Wood Veneer.

**SMALL**




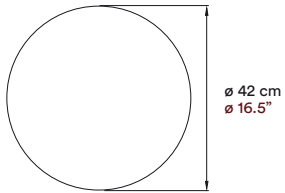
10 cm  
3.9"

**MEDIUM**



10 cm  
3.9"

**LARGE**



10 cm  
3.9"

**MATERIALS & COMPONENTS**

Wood Veneer Shade

Acrylic Frontal Diffuser

Metal Back Plate

**LIGHT SOURCE**

**120 - 277V**  
Dimmable Integrated LED  
or  
**220 - 250V**  
Bulb GX53

Class I

**120 - 277V**  
Dimmable Integrated LED  
or  
**120V**  
Bulb GX53

ADA Compliant

**FINISHES**

**WOOD VENEER COLOURS**

- 20 Ivory White
- 21 Natural Cherry
- 22 Natural Beech
- 24 Yellow
- 29 Grey
- 25 Orange
- 33 Pale Rose
- 26 Red
- 34 Sea Blue
- 28 Blue



Go to web



Photography: Santiago Reilanzon

● **GEA LARGE CEILING**  
29 Grey Wood Veneer.  
Photo: 4000k.



● **GEA - SMALL, MEDIUM & LARGE WALL**  
29 Grey Wood Veneer.  
Photo: 4000k.

# Guijarro

Wall  
Ceiling

Designed by:  
Mariví Calvo

J

A

G

I

R

U



R

Guijarro is a family of three pebble-like lights, each one perfect for use on a wall or ceiling. This lamps were inspired by fine shingle: small, smooth and rounded pebbles whose individual shapes have been carved over many years by water and sand. A tiny wonder of nature, every pebble exhibits its own colour, contours and form.

With three different sizes and a choice of wood veneer finishes, the Guijarro lights are especially eye-catching when displayed in a group formation. Just as pebbles live in harmony, present a strong sense of oneness.

- GUIJARRO - SMALL, MEDIUM & LARGE  
21 Natural Cherry, 24 Yellow & 29 Grey Wood Veneer.

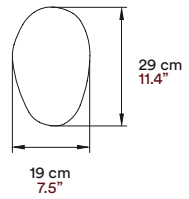
O

**GUIJARRO**


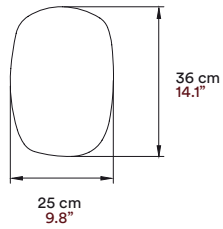
**WALL & CEILING**

**MARIVÍ CALVO**


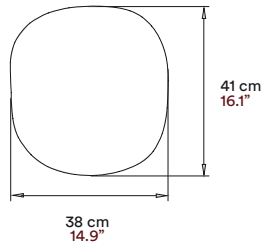
**SMALL**



**MEDIUM**



**LARGE**



**MATERIALS & COMPONENTS**

Wood Veneer Shade

Acrylic Frontal Diffuser

Metal Back Plate

**LIGHT SOURCE**

**120 - 277V**  
Dimmable Integrated LED  
or  
**220 - 250V**  
Bulb GX53

Class I

**120 - 277V**  
Dimmable Integrated LED  
or  
**120V**  
Bulb GX53

**ADA Compliant**

**FINISHES**

**WOOD VENEER COLOURS**

- 20 Ivory White
- 21 Natural Cherry
- 22 Natural Beech
- 24 Yellow
- 29 Grey
- 25 Orange
- 33 Pale Rose
- 26 Red
- 34 Sea Blue
- 28 Blue



Go to web



Photography: Emilio Lekuona

● GUIJARRO - SMALL, MEDIUM & LARGE WALL  
24 Yellow, 28 Blue, 26 Red & 25 Orange Wood Veneer.

# I — CLUB

Designed by:  
Burkhard Dämmer

## I-Club

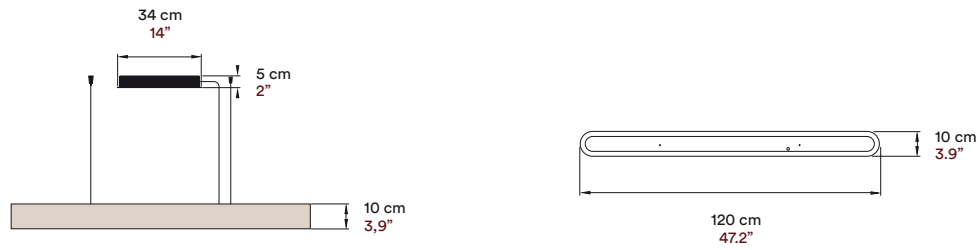
Suspension  
Ceiling  
Wall  
Table

Created by Burkhard Dämmer, the I-Club is designed with clean architectural lines and a longer form that will illuminate its surroundings with understated elegance. An innovative lighting series, I-Club has a symmetrical beauty that is replicated across a number of models: suspension, wall, ceiling, floor and table.

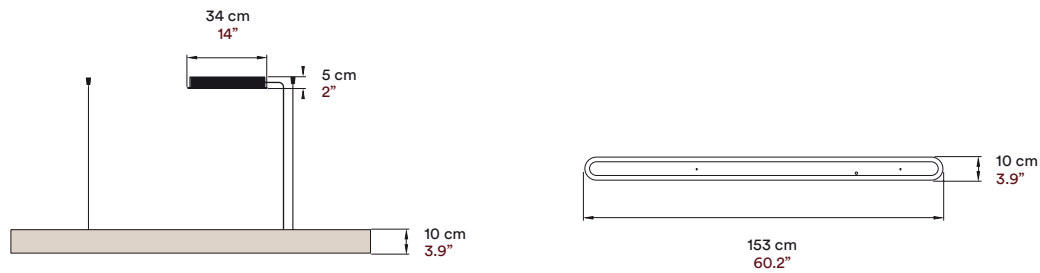


"MSK Koch Center" Hospital, NY, USA. Photography: Chris Cooper.

## SHORT SLIM



## LONG SLIM



## MATERIALS &amp; COMPONENTS

Wood Veneer Shade

Top &amp; Bottom Acrylic Diffuser

Metal Canopy

2 Stainless Steel Cable

2,5 m drop 8 ft drop

Transparent Electrical Cable

2,5 m drop 8 ft drop

## LIGHT SOURCE

120 - 277V

Dimmable Integrated LED

Class I

120 - 277V

Dimmable Integrated LED

## FINISHES

## WOOD VENEER COLOURS

- |  |                   |  |                  |
|--|-------------------|--|------------------|
|  | 20 Ivory White    |  | 22 Natural Beech |
|  | 21 Natural Cherry |  | 29 Grey          |
|  | 24 Yellow         |  | 33 Pale Rose     |
|  | 25 Orange         |  | 34 Sea Blue      |
|  | 26 Red            |  |                  |
|  | 28 Blue           |  |                  |

## METAL CANOPY COLOUR

- |  |          |
|--|----------|
|  | NI-Nikel |
|--|----------|




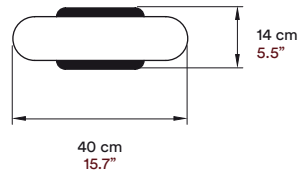
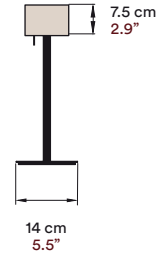
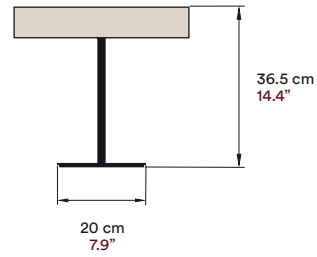
Go to web



- I-CLUB SLIM - SUSPENSION  
21 Natural Cherry Wood Veneer.

- I-CLUB SLIM - SUSPENSION  
21 Natural Cherry Wood Veneer.





## MATERIALS & COMPONENTS

Wood Veneer Shade

Bottom & Upper Acrylic Diffuser

Metal Stem & Base

Touch on/off Dimming Rod

Electrical Cable

145 cm 57"

## LIGHT SOURCE

220 - 240V

Dimmable Integrated LED

Class II  

120V

Dimmable Integrated LED



## FINISHES

### WOOD VENEER COLOURS

- |   |                   |   |                  |
|---|-------------------|---|------------------|
|  | 20 Ivory White    |  | 22 Natural Beech |
|  | 21 Natural Cherry |  | 29 Grey          |
|  | 24 Yellow         |  | 33 Pale Rose     |
|  | 25 Orange         |  | 34 Sea Blue      |
|  | 26 Red            |   |                  |
|  | 28 Blue           |   |                  |

### METAL COLOUR

-  NI-Nikel

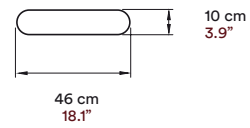


Go to web

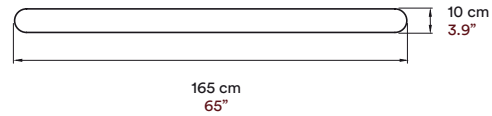


● I-CLUB - TABLE  
21 Natural Cherry Wood Veneer.

SMALL



SLIM



MATERIALS & COMPONENTS

Wood Veneer Shade

Bottom & Upper Acrylic Diffuser

Metal Back Plate

LIGHT SOURCE

120 - 277V  
Dimmable Integrated LED

Class I CE

120 - 277V  
Dimmable Integrated LED

UL US PENDING

ADA Compliant

FINISHES

WOOD VENEER COLOURS

- 20 Ivory White
- 21 Natural Cherry
- 22 Natural Beech
- 24 Yellow
- 29 Grey
- 25 Orange
- 33 Pale Rose
- 26 Red
- 34 Sea Blue
- 28 Blue

SMALL




Go to web

LARGE




Go to web



● I-CLUB - SLIM WALL  
21 Natural Cherry Wood Veneer.

● I-CLUB - SMALL WALL  
21 Natural Cherry Wood Veneer.





# I-LINE

## I-Line

Short & Long Suspension

Designed by:  
Burkhard Dämmer

I-Line is a well-crafted lamp with a sleek, clean design created by the brilliant Burkhard Dämmer in collaboration with LZF. It comes in two sizes, short and long suspension, and offers both direct and ambient light through its wood veneer, dimmable LED, and light-filtering diffuser.

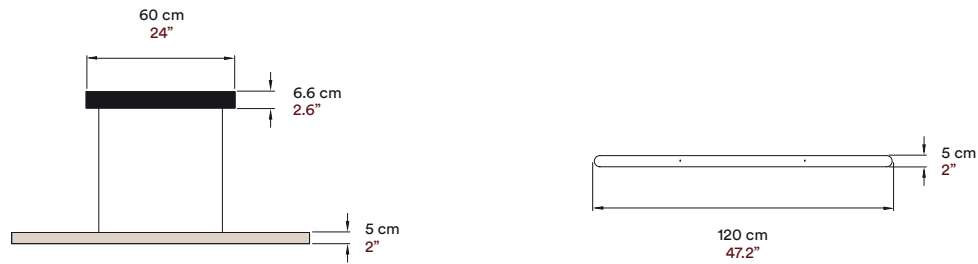
I-Line's simple, symmetrical, and serene design makes it perfect for use above a countertop or a work table, adding a touch of elegance to any space.

- **I-LINE - SUSPENSION**  
20 Ivory White Wood Veneer.

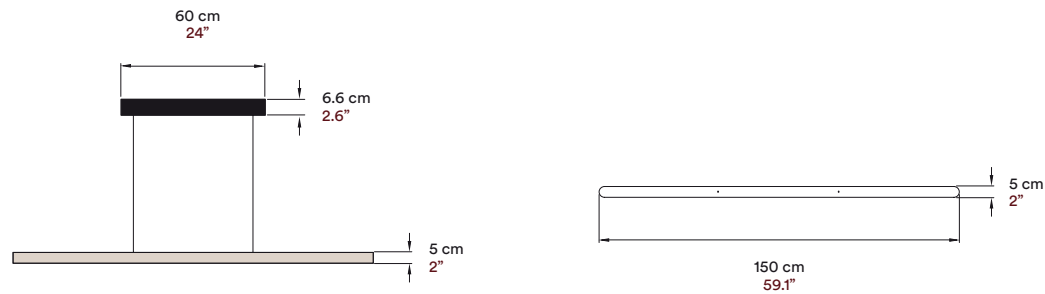


Photography: Angel Segura

## SHORT



## LONG



## MATERIALS &amp; COMPONENTS

Wood Veneer Shade

Bottom White Acrylic Diffuser

Top Black Metallic Cover

Black Metal Canopy

2 Black Electrified Cables  
2,5 m drop 8 ft drop

## LIGHT SOURCE

120 - 277V  
Dimmable Integrated LED

Class I

120 - 277V  
Dimmable Integrated LED

## FINISHES

## WOOD VENEER COLOURS

- 20 Ivory White
- 21 Natural Cherry
- 22 Natural Beech
- 24 Yellow
- 29 Grey
- 25 Orange
- 33 Pale Rose
- 26 Red
- 34 Sea Blue
- 28 Blue

## METAL CANOPY COLOURS

- BK-Matte Black
- WH-Matte White



Go to web



- I-LINE - SUSPENSION  
21 Natural Cherry Wood Veneer.



- I-LINE - SUSPENSION  
21 Natural Cherry Wood Veneer.

# LENS

## Lens

Wall

Designed by:  
Mut Design



• LENS  
21 Natural Cherry Wood Veneer, Gold Metal Structure & Mirror.

The wall version of LZP's Lens lamp incorporates an eye-catching central mirror. Designed by Mut Design Studio, Lens is a lamp created with flowing lines and no hard edges. The Lens wall lamp is available in three shapes: circle, oval, and super oval.

Made up of wood veneer, a metal ring and back Plate, the new mirror fitting is an alluring addition to the Lens wall lamp. The lamp's dimmable LED provides a soft, halo-like warmth. A light that works as a single fixture or in a group, the Lens wall lamp adds a reflective depth to any space.

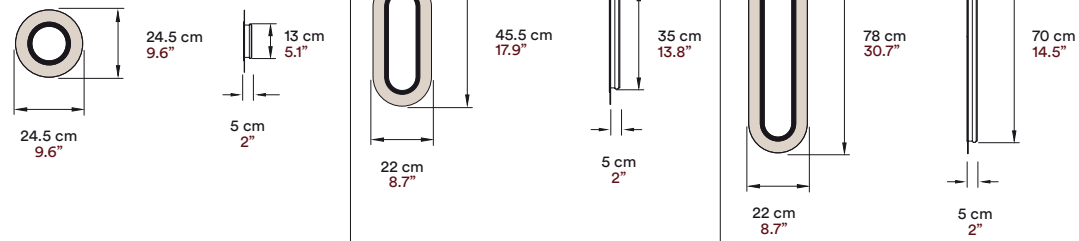


• LENS - WALL SUPEROVAL & OVAL  
21 Natural Cherry Wood Veneer, Black Metal Structure & Mirror.

CIRCULAR

OVAL

SUPEROVAL



MATERIALS & COMPONENTS

Wood Veneer Shade

Central Mirror\*

\*Customisable with signage on mirror

Metal Ring

LIGHT SOURCE

120-277V Dimmable Integrated LED

Class I CE

120 - 277V Dimmable Integrated LED

UL US

ADA Compliant

FINISHES

WOOD VENEER COLOURS

- 20 Ivory White
- 21 Natural Cherry
- 22 Natural Beech
- 24 Yellow
- 25 Orange
- 26 Red
- 28 Blue
- 29 Grey
- 33 Pale Rose
- 34 Sea Blue

METAL COLOURS

- BK-Matte Black
- GD-Gold
- IV-Matte Ivory



Photography: Ángel Segura

● LENS - WALL CIRCULAR  
20 Ivory White Wood Veneer, Gold Metal & Mirror. Photo: 4000k.

# LI



Photography : Lisa Petrole.

- **LINK - LARGE SUSPENSION**  
21 Natural Cherry Wood Veneer.

## Link

Small & Large Suspension  
Floor

Designed by:  
Ray Power

Designed by Ray Power, Link is an intelligent light whose layered wood veneer is made up of Möbius strips (in mathematics, a surface with one continuous side, like an infinite loop). Link's billowy, cloud-like structure ensures this eye-catching lamp is a captivating feature in any space. Switched on or off, Link's buoyant form is a clever illustration of the creative potential of light paired with wood veneer.

You can get the Link lamp as a suspension lamp in small, large, and modular versions. It is also available as a floor lamp that rests on a chrome tower-like base.

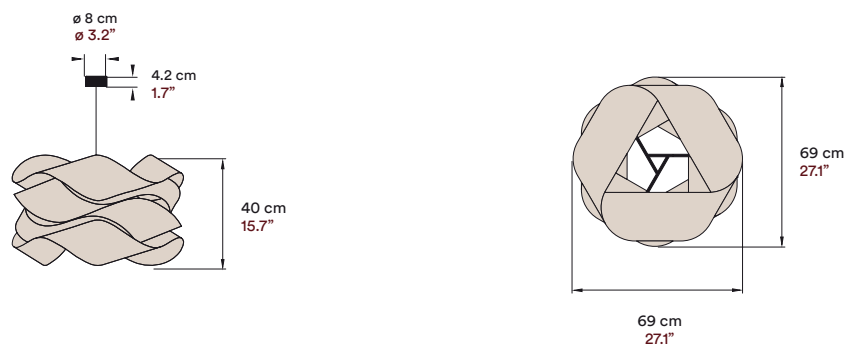
The design of Link shows how beauty and functionality can be connected. It's a great example of the potential of wood in lighting design.

# LINK

SMALL



LARGE



MATERIALS & COMPONENTS

Wood Veneer Shade

Metal Tripod & Canopy

Electrical Cable  
2,5 m drop 8 ft drop

LIGHT SOURCE

220 - 250V  
Bulb E27 Class I CE

120V  
Bulb E26 UL US

AWARDS



Chicago Frankfurt

FINISHES

WOOD VENEER COLOURS

- 20 Ivory White
- 21 Natural Cherry
- 22 Natural Beech
- 24 Yellow
- 29 Grey
- 25 Orange
- 33 Pale Rose
- 26 Red
- 34 Sea Blue
- 28 Blue

METAL COLOURS

- BK-Matte Black
- NI-Nickel
- WH-Matte White



Go to web



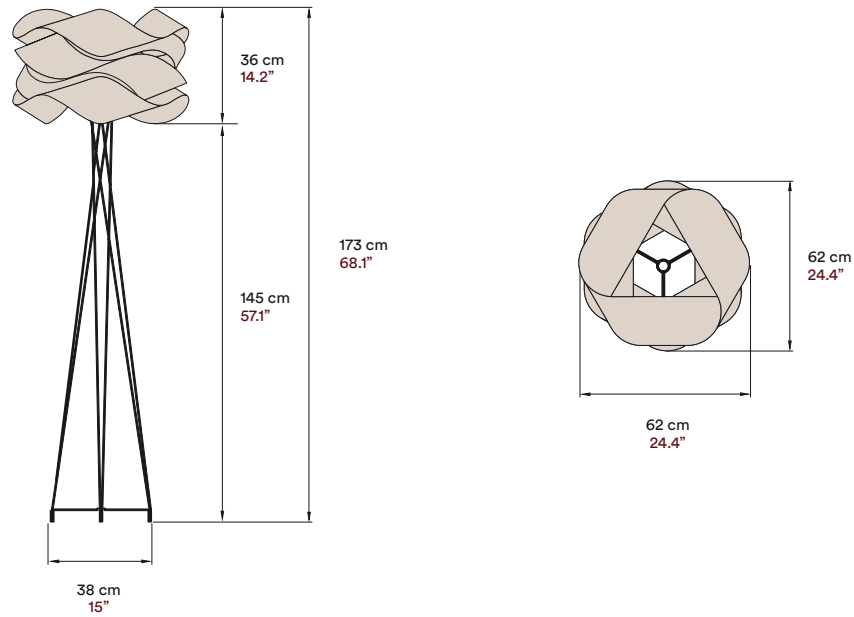
● LINK - LARGE SUSPENSION  
20 Ivory White Wood Veneer.



LINK

FLOOR

RAY POWER



### MATERIALS & COMPONENTS

Wood Veneer Shade

Black Metal Tripod

Metal Base

Electrical Cable with Dimming Switch  
185 cm 53"

### LIGHT SOURCE

220 - 250V  
Bulb E27

Class II

120V  
Bulb E26

### FINISHES

#### WOOD VENEER COLOURS

- 20 Ivory White
- 21 Natural Cherry
- 22 Natural Beech
- 24 Yellow
- 29 Grey
- 25 Orange
- 33 Pale Rose
- 26 Red
- 34 Sea Blue
- 28 Blue

#### METAL COLOUR

- NI-Nikel



● LINK - FLOOR | 24 Yellow Wood Veneer.



Go to web

# LO



Photography: Santiago Relanzón

## Lola

Designed by:  
Ray Power

Suspension  
Floor  
Table  
Wall

Lola is a lamp created by Ray Power, a long-time collaborator. The lamp features a conical shape with a complex geometric pattern, showcasing Power's ability to create imaginative three-dimensional forms. The design process for Lola involved many iterations, drawings, and prototypes, resulting in a truly marvellous lighting design.


The name "Lola" is a traditional Spanish name, strongly linked to the Flamenco tradition making the lamp itself alive, sensuous, and intriguing. Whether used in a domestic or contract setting, Lola is a lamp that attracts and pleases the eye. Its highly original and sophisticated construction is accentuated and softened when illuminated, making it fascinating and arresting to look at.

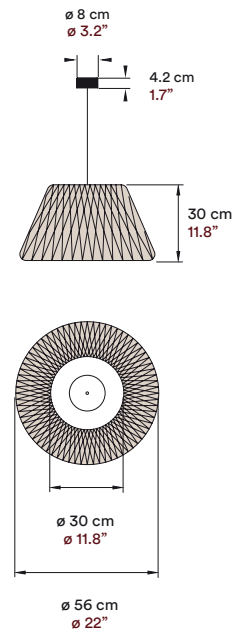
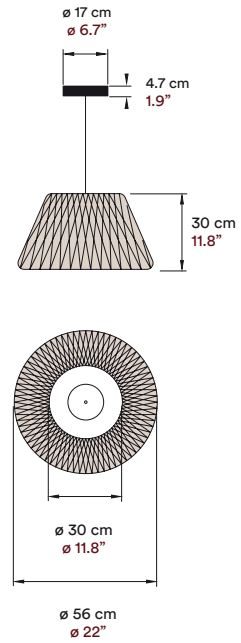
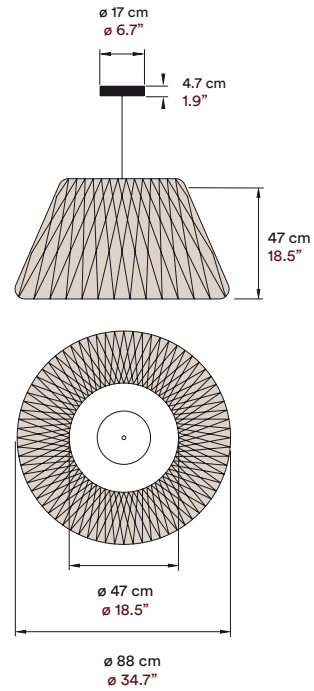
Lola is available in various sizes and LZF's range of natural wood colors, making it a stimulating and sparkling light that is sure to leave a lasting impression.

- **LOLA - LARGE SUSPENSION**  
22 Natural Beech Wood Veneer.

# LA





MEDIUM  
BULBMEDIUM  
LEDLARGE  
LED

## MATERIALS &amp; COMPONENTS

Woven Wood Veneer Shade

Acrylic Frame

Metal Canopy

Electrical Cable  
2,5 m drop 8 ft drop

## FINISHES

## RECOMMENDED WOOD VENEER COLOURS

○ 20 Ivory White      ● 22 Natural Beech

## METAL CANOPY COLOUR

● NI-Nikel

## LIGHT SOURCE

**120 - 277V**  
Dimmable Integrated LED  
or  
**220 - 250V** - only medium size  
Bulb E27

Class I

**120 - 277V**  
Dimmable Integrated LED  
or  
**120V** - only medium size  
Buls E26



Go to web

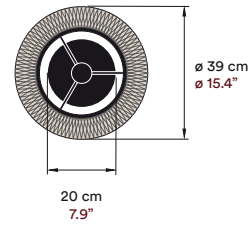
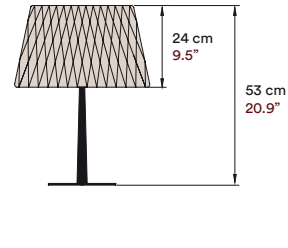
● LOLA - SUSPENSION  
22 Natural Beech Wood Veneer.



LOLA

TABLE

RAY POWER



## MATERIALS & COMPONENTS

Woven Wood Veneer Shade

Transparent Acrylic Frame

Metal Base

Electrical Cable with Dimming Switch  
145 cm 57"

## LIGHT SOURCE

220 - 250V  
Bulb E27

Class II  

120V  
Bulb E26




## FINISHES

### RECOMMENDED WOOD VENEER COLOURS

 20 Ivory White  22 Natural Beech

### METAL COLOURS

 BK-Matte Black  GD-Gold

 IV-Matte Ivory

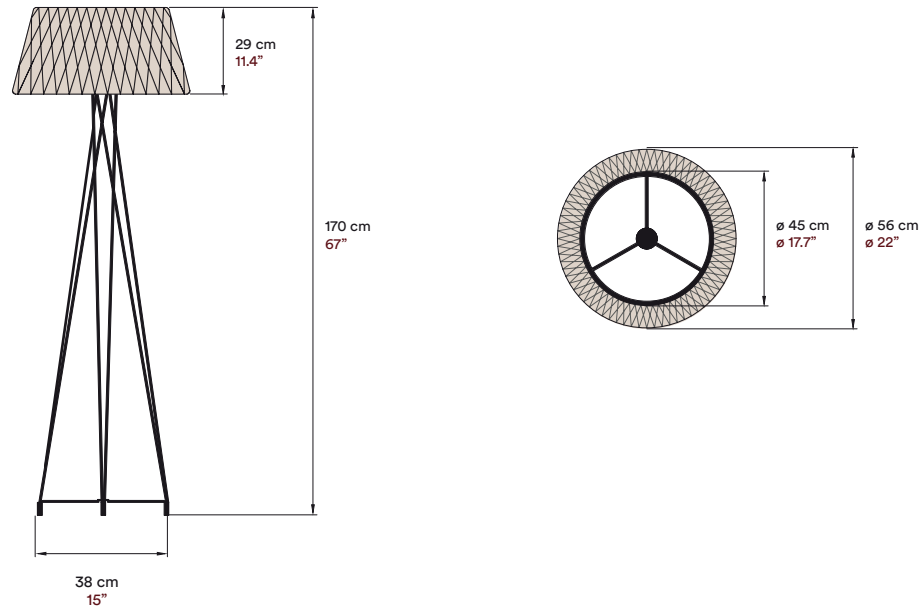
- LOLA - TABLE  
22 Natural Beech Wood Veneer & Gold Metal Foot.



- LOLA - TABLE  
20 Ivory White Wood Veneer &  
Matte Ivory, Matte Black & Gold Metal.



Go to web



## MATERIALS & COMPONENTS

Woven Wood Veneer Shade

Acrylic Frame

Metal Foot

Electrical Cable with Dimming Switch  
185 cm 53"

## LIGHT SOURCE

220 - 250V  
Bulb E27

Class II  

120V  
Bulb E26







## FINISHES

### RECOMMENDED WOOD VENEER COLOURS

 20 Ivory White  22 Natural Beech

### METAL COLOURS

 BK-Matte Black  GD-Gold  
 IV-Matte Ivory  NI-Nickel



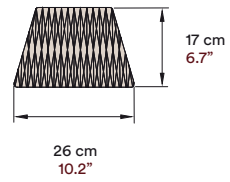
• LOLA - FLOOR  
20 Ivory White Wood Veneer & Matte Black Metal Foot. Photo: 4000k.



LOLA

WALL

RAY POWER



## MATERIALS & COMPONENTS


Woven Wood Veneer Shade

Acrylic Frame

Nickel Metal Back Plate

## LIGHT SOURCE

220 - 250V  
2 Bulbs GX53

Class I 

120V  
2 Bulbs GX53




ADA Compliant

## FINISHES

### RECOMMENDED WOOD VENEER COLOURS

 20 Ivory White

 22 Natural Beech



Go to web



Photography: Santiago Relanzón

• LOLA - WALL  
22 Natural Beech Wood Veneer.