



TECHNICAL BOOK

2024



CONTENTS

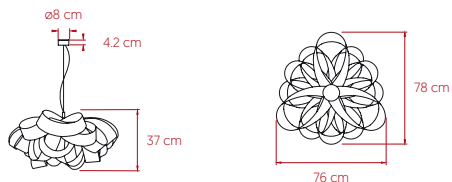
LZF COLLECTION	PAGE
Suspension Lamps	5
Suspension Panels	71
Table Lamps	75
Floor Lamps	89
Wall Lamps	97
Life Size	125

ANNEXES	PAGE
Air Freight Reinforcement	135
Recommended Bulbs	137
Reference Explanation	138
Metal Finishes & Components	140
Light Source & Temperature	142
Wood Shade Finishes	144
General Sales Conditions	146

SUSPENSION

A-Z	PAGE
Agatha	6
Black Note Chandelier	9
Black Note Keys	10
Black Note Triplet	11
Candela	12
Candelabro	13
Dandelion	15
Dune Horizontal	16
Dune Vertical	17
Eris	18
Escape	19
Estela Horizontal	20
Estela Vertical	22
Gea	26
Gea Slim	28
I-Club	29
I-Line	31
Kactos	33
Link	34
Link Chain	36
Lola	39
Maruja	42
Minimikado	43
Nut	44
New Wave	45
Oh! Line	47
Omnia 1 Long Leaf	49
Omnia 2 Leaves	50
Omnia Double 2	51
Osca	52
Pod	54
Poppy	55
Raindrop	57
Spiro	59
Stitches Bamako	61
Stitches Tombuctú	62
Swirl	63
Totem	65
Voliere	67
Woodstraps	68

SIZE



REFERENCES

ATA SP

COMPONENTS

Wood Veneer Shade

Nickel Metal Canopy - \varnothing 8 cm

Stainless Steel Cable: 2.5 m

Transparent Electrical Cable: 2.5 m

LIGHT SOURCE

Class I



220 - 250V

Recommended Bulb - Not Included

E27 Lamp Holder

LED Globe DIM 12 W, 620 lm*

Energy Class E

*Measurements obtained by theoretical calculations at LZF using ivory white shades & recommended bulbs. Veneer Ref: 20 Ivory White.

PACKAGING

Box Size: 76 x 76 x 49 cm

Box Volume: 0.28 m³

Weight: Gross - 7.1 Kg | Net - 2.1 Kg



SELECT FROM FOLLOWING

WOOD VENEER FINISHES

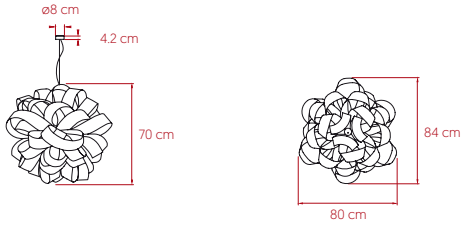
- 20 - Ivory White
- 21 - Natural Cherry
- 22 - Natural Beech
- 24 - Yellow
- 25 - Orange
- 26 - Red
- 28 - Blue
- 29 - Grey
- 33 - Pale Rose
- 34 - Sea Blue

AGATHA

by Luis Eslava Studio

Ball Suspension **lzf**

SIZE



REFERENCES

ATA SB



COMPONENTS

Wood Veneer Shade

Nickel Metal Canopy - $\varnothing 8$ cm

Stainless Steel Cable: 2.5 m

Transparent Electrical Cable: 2.5 m

LIGHT SOURCE

Class I



220 - 250V

Recommended Bulb - Not Included

E27 Lamp Holder

6 LED Spherical DIM 11 W, 2,700 lm*

Energy Class F

*Measurements obtained by theoretical calculations at LZF using ivory white shades & recommended bulbs. Veneer Ref: 20 Ivory White.

SELECT FROM FOLLOWING

RECOMMENDED WOOD VENEER FINISHES

- 20 - Ivory White
- 22 - Natural Beech
- 24 - Yellow
- 25 - Orange
- 29 - Grey
- 33 - Pale Rose
- 34 - Sea Blue

PACKAGING

Box Size: 76 x 76 x 77 cm - Internally reinforced

Box Volume: 0,44 m³

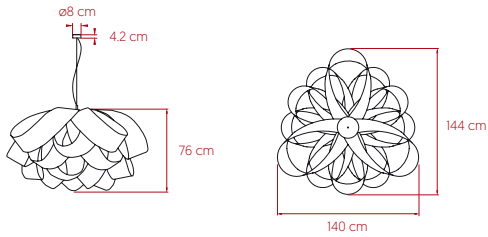
Weight: Gross - 15.8 Kg | Net - 3.6 Kg

AGATHA

by Luis Eslava Studio

Large Suspension **lzf**

SIZE



REFERENCES

ATA SG

COMPONENTS

Wood Veneer Shade

Nickel Metal Canopy - $\varnothing 8$ cm

Stainless Steel Cable: 2.5 m

Transparent Electrical Cable: 2.5 m

LIGHT SOURCE

Class I



220 - 250V

Recommended Bulb - Not Included

E27 Lamp Holder

3 LED Globe DIM 12 W, 1.860 lm*

Energy Class E

*Measurements obtained by theoretical calculations at LZF using ivory white shades & recommended bulbs. Veneer Ref: 20 Ivory White.

PACKAGING

Box Size: 118 x 114 x 106 cm - Wood crated for transport

Box Volume: 1.43 m³

Weight: Gross - 49.5 Kg | Net - 6.5 Kg



SELECT FROM FOLLOWING

RECOMMENDED WOOD VENEER FINISHES

20 - Ivory White

22 - Natural Beech

24 - Yellow

33 - Pale Rose

25 - Orange

34 - Sea Blue

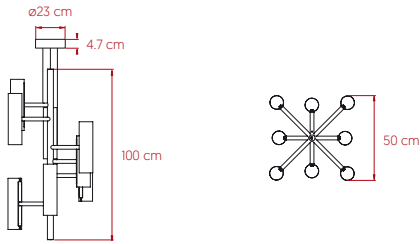
29 - Grey

BLACK NOTE CHANDELIER

by Ramón Esteve Studio

Suspension - LED **lzf**

SIZE



REFERENCES

BKNT CH S BK LED DIM0-10V
BKNT CH S BK LED DIMDALI
BKNT CH S GD LED DIM0-10V
BKNT CH S GD LED DIMDALI

COMPONENTS

Wood Veneer Shade

Metal Structure

Metal Canopy: $\varnothing 23$ cm

3 Steel Cables: 2.5 m

Electrical Cable: 2.5 m

LIGHT SOURCE

Class I



120 - 277V: Dimmable LED 0-10V or DALI

Driver: 1 x Constant Current 1.100 mA
Integrated LED: 8 x Lineal 9W
3.000K, CRI>90, 72 W, 50-60Hz, 1.800 lm*
Energy Class F

LED Position in Fixture

*Measurements obtained by photometric laboratory tests using ivory white shades. Veneer Ref: 20 Ivory White.

PACKAGING

Box Size: 50 x 50 x 103.5 cm

Box Volume: 0.26 m³

Weight: Gross - 9.8 Kg | Net - 4.8 Kg



SELECT FROM FOLLOWING

DIMMING SYSTEM

LED 0-10V or DALI

LIGHT SOURCE TEMPERATURE

Available 2.700K, 3.000K or 4.000K

WOOD VENEER FINISHES

- 20 - Ivory White
- 21 - Natural Cherry
- 22 - Natural Beech

METAL STRUCTURE, CANOPY & CABLE FINISHES

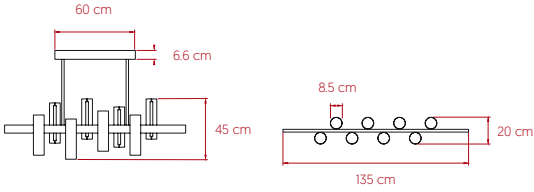
- BK - Matte Black / Matte Black Canopy & Black Cable
- GD - Gold / Gold Canopy & Black Cable

BLACK NOTE KEYS

by Ramón Esteve Studio

Suspension - LED **lzf**

SIZE



REFERENCES

BKNT KS S BK LED DIM0-10V
BKNT KS S BK LED DIMDALI
BKNT KS S GD LED DIM0-10V
BKNT KS S GD LED DIMDALI



COMPONENTS

Wood Veneer Shade

Metal Structure

Metal Canopy: 60 x 4 x 6.6 cm

4 Black Electrified Cables: 2.5 m

LIGHT SOURCE

Class I



Dual Circuit - DC: Enables independent dimming and control of the decorative wood shades and the tech downlight.

120 - 277V: Dimmable LED 0-10V or DALI

Driver: 2 x Constant Current 900 mA (shades & downlight)

Integrated LED: 8 x Lineal 9 W & 3 x Lineal 10.8 W
3,000K, CRI>90, 80 W, 50-60Hz, 1.949 lm*
Energy Class F

LED Position in Fixture

*Measurements obtained by photometric laboratory tests using ivory white shades. Veneer Ref: 20 Ivory White.

PACKAGING

Box Size: 154 x 54 x 11 cm

Box Volume: 0.1 m³

Weight: Gross - 12.6 | Net - 8.4 Kg

SELECT FROM FOLLOWING

DIMMING SYSTEM

LED 0-10V or DALI

LIGHT SOURCE TEMPERATURE

Available 2.700K, 3.000K or 4.000K

WOOD VENEER FINISHES

- 20 - Ivory White
- 21 - Natural Cherry
- 22 - Natural Beech

METAL STRUCTURE & CANOPY FINISHES

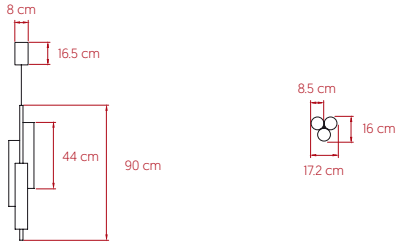
- BK - Matte Black / Matte Black Canopy & Black Cable
- GD - Gold / Gold Canopy & Black Cable

BLACK NOTE TRIPLET

by Ramón Esteve Studio

Suspension - LED **lzf**

SIZE



REFERENCES

BKNT TR S BK LED DIM0-10V
BKNT TR S BK LED DIMDALI
BKNT TR S GD LED DIM0-10V
BKNT TR S GD LED DIMDALI



COMPONENTS

Wood Veneer Shade

Metal Structure

Metal Canopy: $\varnothing 8 \times 16.5$ cm

Electrical Cable: 2.5 m

LIGHT SOURCE

Class I



120 - 277V: Dimmable LED 0-10V or DALI

Driver: 1 x Constant Current 1.400 mA
Integrated LED: 3 x Lineal 15 W
3.000K, CRI>90, 32 W, 50-60Hz, 914 lm*
Energy Class F

LED Position in Fixture

*Measurements obtained by photometric laboratory tests using ivory white shades. Veneer Ref: 20 Ivory White.

PACKAGING

Box Size: 103 x 32 x 11 cm

Box Volume: 0.04 m³

Weight: Gross - 4.4 Kg | Net - 3 Kg

SELECT FROM FOLLOWING

DIMMING SYSTEM

LED 0-10V or DALI

LIGHT SOURCE TEMPERATURE

Available 2.700K, 3.000K or 4.000K

WOOD VENEER FINISHES

- 20 - Ivory White
- 21 - Natural Cherry
- 22 - Natural Beech

METAL STRUCTURE, CANOPY & CABLE FINISHES

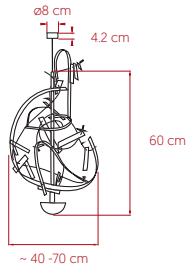
- BK - Matte Black / Matte Black Canopy & Black Cable
- GD - Gold / Gold Canopy & Black Cable

CANDELA

by Candela Cort

Suspension **lzf**

SIZE



REFERENCES

CAND S

COMPONENTS

Multicolor Wood Veneer Shade

Black Metal Structure

Black Metal Canopy: \varnothing 8 cm

Black Electrical Cable: 2.5 m

Each piece is numbered and signed by the artist

LIGHT SOURCE

Class I



220 - 250V

Recommended Bulb - Included

G9 Lamp Holder

LED DIM 2.5 W, 280 lm*

Energy Class E

*Measurements obtained by theoretical calculations at LZf.

PACKAGING

Box Size: 51 x 51 x 80 cm

Box Volume: 0.21 m³

Weight: Gross - 5.5 Kg | Net - 1 Kg



SELECT FROM FOLLOWING

HOW TO BUY

In our web page, where you will be able to see what versions of Candela are available.

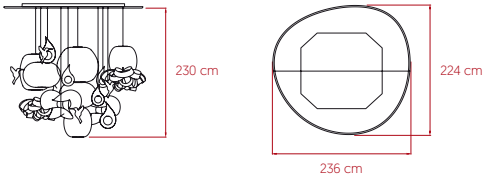
Use the "ask for quote" button to select your fixture, and wait for your order confirmation.

CANDELABRO

by Mariví Calvo

Small Suspension **lzf**

SIZE



REFERENCES

CLBO 15 TOT3 LED DIM GB
CLBO 15 TOT3 LED DIM WB



COMPONENTS

Wood Veneer Shade - Shade mount required

White Laquered Wood Canopy

6 Ceramic Birds

Electrical & Steel Cables: The measurements have been calculated for a ceiling height of 350 - 400 cm. If your ceiling is higher let us know so we can adjust your cable lengths.

LIGHT SOURCE

Class I



220 - 250V: 3 Independent Dimmable Circuits, Dimming & Control of the Central Shade, Periferal Shades & Spotlights.

Circuit 1

4 Spotlights 4 x GU10 - LED DIM 3.7 W

Circuit 2

1 TOT3 S LED

Driver: Constant Current 900 mA
Integrated LED: Led Module

Circuit 3

3 ATA SP 3 x Bulbs E27 - LED Globe DIM 16 W
2 MMIK S 2 x Bulbs E27 - LED Mini Globe DIM 7 W
1 POD SP 1 x Bulb E27 - LED Spherical DIM 11 W
1 POD SM 1 x Bulb E27 - LED Spherical DIM 11 W
1 POPY SP 1 x Bulb E27 - LED Spherical DIM 11 W
4 RDROP SM 4 x Bulbs G9 - LED DIM 3.5 W
2 RDROP SG 2 x Bulbs G9 - LED DIM 3.5 W

Bulbs Included

SELECT FROM FOLLOWING

WOOD VENEER FINISHES

● 20 - Ivory White

● 22 - Natural Beech

BIRDS FINISHES

● WB - White Glaze

● GD - Gold

PACKAGING

Box Size: For freight, please consult our offices

Total Volume: 8.4 m³

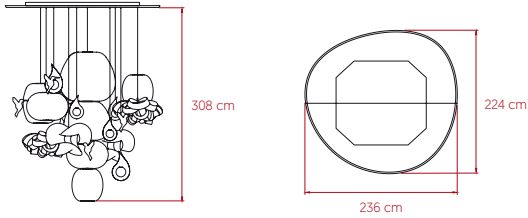
Total Weight: Gross - 394 Kg | Net - 141.9 Kg

CANDELABRO

by Mariví Calvo

Large Suspension **lzf**

SIZE



REFERENCES

CLBO 15 TOT4 LED DIM GB
CLBO 15 TOT4 LED DIM WB



COMPONENTS

Wood Veneer Shade - Shade mount required

White Laquered Wood Canopy

6 Ceramic Birds

Electrical & Steel Cables: The measurements have been calculated for a ceiling height of 350 - 400 cm. If your ceiling is higher let us know so we can adjust your cable lengths.

LIGHT SOURCE

Class I



120 - 277V: 3 Independent Dimmable Circuits, Dimming & Control of the Central Shade, Periferal Shades & Spotlights.

Circuit 1

4 Spotlights 4 x GU10 - LED DIM 3.7 W

Circuit 2

1 TOT4 S LED

Driver: Constant Current 900 mA
Integrated LED: Led Module

Circuit 3

3 ATA SP	3 x Bulbs E27 - LED Globe DIM 16 W
2 MMIK S	2 x Bulbs E27 - LED Mini Globe DIM 7 W
1 POD SP	1 x Bulb E27 - LED Spherical DIM 11 W
1 POD SM	1 x Bulb E27 - LED Spherical DIM 11 W
1 POPY SP	1 x Bulb E27 - LED Spherical DIM 11 W
4 RDROP SM	4 x Bulbs G9 - LED DIM 3.5 W
2 RDROP SG	2 x Bulbs G9 - LED DIM 3.5 W

Bulbs Included

SELECT FROM FOLLOWING

WOOD VENEER FINISHES

● 20 - Ivory White

● 22 - Natural Beech

BIRDS FINISHES

● WB - White Glaze

● GD - Gold

PACKAGING

Box Size: For freight, please consult our offices

Total Volume: 8.4 m³

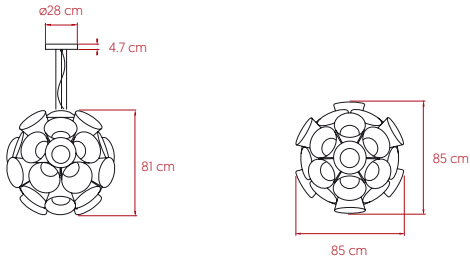
Total Weight: Gross - 405 Kg | Net - 143.1 Kg

DANDELION

by Burkhard Dämmer

Suspension - LED **lzf**

SIZE



REFERENCES

DDLN S LED DIM0-10V
DDLN S LED DIMDALI



COMPONENTS

Wood Veneer Shade

Metallic Central Structure

Matte Satin Acrylic Diffusers

Nickel Metal Canopy: $\varnothing 28$ cm

3 Steel Cables: 2.5 m

Transparent Electrical Cable: 2.5 m

LIGHT SOURCE

Class I



120 - 277V: Dimmable LED 0-10V or DALI

Driver: 2 x Constant Current 2.000 mA
Integrated LED: 31 x Cob
3.000K, CRI>90, 120 W, 50-60Hz, 3.451 lm*
Energy Class F

LED Position in Fixture

*Measurements obtained by photometric laboratory tests using ivory white shades. Veneer Ref: 20 Ivory White.

PACKAGING

Box Size: 67 x 67 x 95 cm

Box Volume: 0.43 m³

Weight: Gross - 23 Kg | Net - 13.2 Kg

SELECT FROM FOLLOWING

DIMMING SYSTEM

LED 0-10V or DALI

LIGHT SOURCE TEMPERATURE

Available 2.700K, 3.000K or 4.000K

WOOD VENEER FINISHES

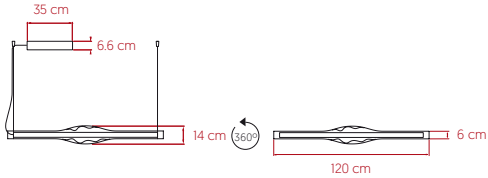
- | | |
|---------------------|--------------------|
| 20 - Ivory White | 22 - Natural Beech |
| 21 - Natural Cherry | 29 - Grey |
| 24 - Yellow | 33 - Pale Rose |
| 25 - Orange | 34 - Sea Blue |
| 26 - Red | |
| 28 - Blue | |

DUNE HORIZONTAL

by Mayice

Suspension - LED **lzf**

SIZE



REFERENCES

DUNE SH LED DIM0-10V
DUNE SH LED DIMDALI

COMPONENTS

Wood Veneer Shade

Hand Blown Glass: Borosilicate
Borosilicate glass is highly resistant to thermal shock

Matte Satin Acrylic Diffuser

Matte Black Metal Canopy: 35 x 4 x 6,6 cm

2 Black Steel Cables: 2,5 m

Black Coaxial Cable: 2,5 m

LIGHT SOURCE

Class I



120 - 277V: Dimmable LED 0-10V or DALI

Driver: 1 x Constant Current 1.400 mA
Integrated LED: 2 x 1.20 m Strip 24 W/m
3.000K, CRI>90, 32 W, 50-60Hz, 1.528 lm*
Energy Class F

LED Position in Fixture


*Measurements obtained by photometric laboratory tests using ivory white shades. Veneer Ref: 20 Ivory White.

PACKAGING

Box Size: 130 x 34 x 34 cm

Box Volume: 0.15 m³

Weight: Gross: 7.1 Kg | Net - 4 Kg



SELECT FROM FOLLOWING

DIMMING SYSTEM

LED 0-10V or DALI

LIGHT SOURCE TEMPERATURE

Available 2.700K, 3.000K or 4.000K

RECOMMENDED WOOD VENEER FINISHES


- 20 - Ivory White
- 21 - Natural Cherry
- 22 - Natural Beech
- 33 - Pale Rose
- 34 - Sea Blue

DUNE VERTICAL

by Mayice

Suspension - LED **lzf**

SIZE



REFERENCES

DUNE SV LED DIM0-10V
DUNE SV LED DIMDALI

COMPONENTS

Wood Veneer Shade

Hand Blown Glass: Borosilicate
Borosilicate glass is highly resistant to thermal shock

Matte Satin Acrylic Diffuser

Matte Black Metal Canopy: $\varnothing 8 \times 16.5$ cm

Black Steel Cable: 2.5 m

Black Coaxial Cable: 2.5 m

LIGHT SOURCE

Class I



120 - 277V: Dimmable LED 0-10V or DALI

Driver: 1 x Constant Current 1.400 mA
Integrated LED: 2 x 1.20 m Strip 24 W/m
3.000K, CRI>90, 32 W, 50-60Hz, 1.540 lm*
Energy Class F

LED Position in Fixture


*Measurements obtained by theoretical calculations at LZF using ivory white shades & recommended bulbs. Veneer Ref: 20 Ivory White.

PACKAGING

Box Size: 130 x 34 x 34 cm

Box Volume: 0.15 m³

Weight: Gross: 7.1 Kg | Net - 4 Kg



SELECT FROM FOLLOWING

DIMMING SYSTEM

LED 0-10V or DALI

LIGHT SOURCE TEMPERATURE

Available 2.700K, 3.000K or 4.000K

WOOD VENEER FINISHES

20 - Ivory White

21 - Natural Cherry

33 - Pale Rose

22 - Natural Beech

34 - Sea Blue

SIZE



REFERENCES

ERIS S AL
ERIS S BK



COMPONENTS

Wood Veneer Shade

Hand Blown Glass: Borosilicate
Borosilicate glass is highly resistant to thermal shock

Metal Structure

Matte Black Metal Canopy: \varnothing 8 cm

Black Electrical Cable: 2.5 m

LIGHT SOURCE

Class I



220 - 250V

Recommended Bulb - Included
GU10 Lamp Holder
LED DIM 3.7 W, 230 lm*
Energy Class A

*Measurements obtained by theoretical calculations at LZF using ivory white shades & recommended bulbs. Veneer Ref: 20 Ivory White.

PACKAGING

Box Size: 54 x 36 x 36 cm
Box Volume: 0.07 m³
Weight: Gross - 4 Kg | Net - 2 Kg

SELECT FROM FOLLOWING

WOOD VENEER FINISHES

- 20 - Ivory White
- 21 - Natural Cherry
- 22 - Natural Beech
- 33 - Pale Rose
- 34 - Sea Blue

METAL STRUCTURE FINISHES

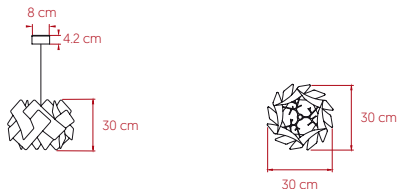
- BK - Matte Black
- AL - Aluminium

ESCAPE

by Ray Power

Small Suspension **lzf**

SIZE



REFERENCES

SC SP BK
SC SP NI
SC SP WH



COMPONENTS

Wood Veneer Shade

Metal Tripod

Metal Canopy - ø8 cm

Electrical Cable: 2.5 m

LIGHT SOURCE

Class I



220 - 250V

Recommended Bulb - Not Included
E27 Lamp Holder
LED Globe DIM 12 W, 900 lm*
Energy Class E

*Measurements obtained by theoretical calculations at LZf using Ivory White shades & recommended bulbs. Veneer Ref: 20 Ivory White.

SELECT FROM FOLLOWING

WOOD VENEER FINISHES

- | | |
|-----------------------|----------------------|
| ● 20 - Ivory White | ● 22 - Natural Beech |
| ● 21 - Natural Cherry | |
| ● 24 - Yellow | ● 29 - Grey |
| ● 25 - Orange | ● 33 - Pale Rose |
| ● 26 - Red | ● 34 - Sea Blue |
| ● 28 - Blue | |

CANOPY, CABLE & TRIPOD FINISHES

- BK - Matte Black / Black Cable & Black Tripod
- WH - Matte White / White Cable & White Tripod
- NI - Matte Nickel / Transparent Cable & Nickel Tripod

PACKAGING

Box Size: 41 x 41 x 48 cm

Box Volume: 0.08 m³

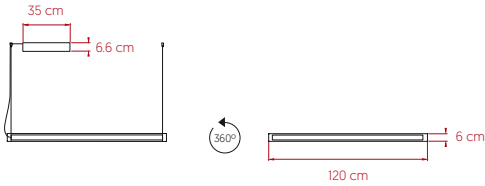
Weight: Gross - 3 Kg | Net - 1 Kg

ESTELA HORIZONTAL

by Mayice

Short Suspension - LED **lzf**

SIZE



REFERENCES

ESTE SH 120 LED DIM0-10V
ESTE SH 120 LED DIMDALI

COMPONENTS

Wood Veneer Shade

Hand Blown Glass: Borosilicate
Borosilicate glass is highly resistant to thermal shock

Matte Satin Acrylic Diffuser

Matte Black Metal Canopy: 35 x 4 x 6,6 cm

2 Black Steel Cables: 2.5 m

Black Coaxial Cable: 2.5 m

LIGHT SOURCE

Class I



120 - 277V: Dimmable LED 0-10V or DALI

Driver: 1 x Constant Current 1.400 mA
Integrated LED: 2 x 1.20 m Strip 24 W/m
3.000K, CRI>90, 32 W, 50-60Hz, 1.278 lm*
Energy Class F

LED Position in Fixture

*Measurements obtained by theoretical calculations at LZF using ivory white shades & recommended bulbs. Veneer Ref: 20 Ivory White.

PACKAGING

Box Size: 138 x 21 x 24 cm

Box Volume: 0.07 m³

Weight: Gross - 4.5 Kg | Net - 4 Kg



SELECT FROM FOLLOWING

DIMMING SYSTEM

LED 0-10V or DALI

LIGHT SOURCE TEMPERATURE

Available 2.700K, 3.000K or 4.000K

WOOD VENEER FINISHES

20 - Ivory White

21 - Natural Cherry

33 - Pale Rose

22 - Natural Beech

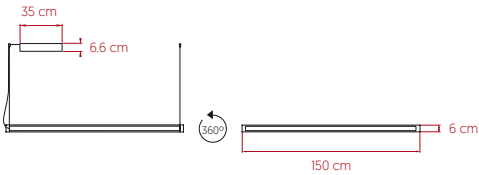
34 - Sea Blue

ESTELA HORIZONTAL

by Mayice

Long Suspension - LED **lzf**

SIZE



REFERENCES

ESTE SH 150 LED DIMO-10V
ESTE SH 150 LED DIMDALI

COMPONENTS

Wood Veneer Shade

Hand Blown Glass: Borosilicate
Borosilicate glass is highly resistant to thermal shock

Matte Satin Acrylic Diffuser

Matte Black Metal Canopy: 35 x 4 x 6,6 cm

2 Black Steel Cables: 2.5 m

Black Coaxial Cable: 2.5 m

LIGHT SOURCE

Class I



120 - 277V: Dimmable LED 0-10V or DALI

Driver: 1 x Constant Current 1.400 mA
Integrated LED: 2 x 1.50 m Strip 24 W/m
3.000K, CRI>90, 40 W, 50-60Hz, 1.541 lm*
Energy Class F

LED Position in Fixture

*Measurements obtained by photometric laboratory tests using ivory white shades. Veneer Ref: 20 Ivory White.

PACKAGING

Box Size: 174 x 22 x 24 cm

Box Volume: 0.09 m³

Weight: Gross - 8 Kg | Net - 3.4 Kg



SELECT FROM FOLLOWING

DIMMING SYSTEM

LED 0-10V or DALI

LIGHT SOURCE TEMPERATURE

Available 2.700K, 3.000K or 4.000K

WOOD VENEER FINISHES

20 - Ivory White

21 - Natural Cherry

22 - Natural Beech

33 - Pale Rose

34 - Sea Blue

ESTELA VERTICAL

by Mayice

Short Suspension - LED **Lzf**

SIZE



REFERENCES

ESTE SV 40 LED DIM0-10V
ESTE SV 40 LED DIMDALI



COMPONENTS

Wood Veneer Shade

Hand Blown Glass: Borosilicate
Borosilicate glass is highly resistant to thermal shock

Matte Satin Acrylic Diffuser

Matte Black Metal Canopy: ø8 cm

Black Steel Cable: 2.5 m

Black Coaxial Cable: 2.5 m

LIGHT SOURCE

Class I



120 - 277V: Dimmable LED 0-10V or DALI

Driver: 1 x Constant Current 440 mA
Integrated LED: 2 x 0.40 m Strip 24 W/m
3,000K, CRI>90, 14 W, 50-60Hz, 980 lm*
Energy Class F

LED Position in Fixture

*Measurements obtained by theoretical calculations at LZF using ivory white shades & recommended bulbs. Veneer Ref: 20 Ivory White.

PACKAGING

Box Size: 12 x 12 x 80 cm

Box Volume: 0.01 m³

Weight: Gross: 3.6 Kg | Net: 2.3 Kg

SELECT FROM FOLLOWING

DIMMING SYSTEM

LED 0-10V or DALI

LIGHT SOURCE TEMPERATURE

Available 2.700K, 3.000K or 4.000K

WOOD VENEER FINISHES

- 20 - Ivory White
- 21 - Natural Cherry
- 22 - Natural Beech
- 33 - Pale Rose
- 34 - Sea Blue

ESTELA VERTICAL

by Mayice

Medium Suspension - LED **lzf**

SIZE



REFERENCES

ESTE SV 60 LED DIM0-10V
ESTE SV 60 LED DIMDALI



COMPONENTS

Wood Veneer Shade

Hand Blown Glass: Borosilicate
Borosilicate glass is highly resistant to thermal shock

Matte Satin Acrylic Diffuser

Matte Black Metal Canopy: \varnothing 8 cm

Black Steel Cable: 2.5 m

Black Coaxial Cable: 2.5 m

LIGHT SOURCE

Class I



120 - 277V: Dimmable LED 0-10V or DALI

Driver: 1 x Constant Current 700 mA
Integrated LED: 2 x 0.60 m Strip 24 W/m
3,000K, CRI>90, 20 W, 50-60Hz, 1.120 lm*
Energy Class F

LED Position in Fixture

*Measurements obtained by theoretical calculations at LZF using ivory white shades & recommended bulbs. Veneer Ref: 20 Ivory White.

PACKAGING

Box Size: 12 x 12 x 100 cm

Box Volume: 0.01 m³

Weight: Gross: 3.8 Kg | Net: 2.5 Kg

SELECT FROM FOLLOWING

DIMMING SYSTEM

LED 0-10V or DALI

LIGHT SOURCE TEMPERATURE

Available 2.700K, 3.000K or 4.000K

WOOD VENEER FINISHES


- 20 - Ivory White
- 21 - Natural Cherry
- 22 - Natural Beech
- 33 - Pale Rose
- 34 - Sea Blue

ESTELA VERTICAL

by Mayice

Long Suspension - LED **Lzf**

SIZE



REFERENCES

ESTE SV 90 LED DIM0-10V
ESTE SV 90 LED DIMDALI



COMPONENTS

Wood Veneer Shade

Hand Blown Glass: Borosilicate
Borosilicate glass is highly resistant to thermal shock

Matte Satin Acrylic Diffuser

Matte Black Metal Canopy: \varnothing 8 cm

Black Steel Cable: 2.5 m

Black Coaxial Cable: 2.5 m

LIGHT SOURCE

Class I



120 - 277V: Dimmable LED 0-10V or DALI

Driver: 1 x Constant Current 900 mA
Integrated LED: 2 x 0.90 m Strip 24 W/m
3,000K, CRI>90, 27 W, 50-60Hz, 1.400 lm*
Energy Class F

LED Position in Fixture

*Measurements obtained by theoretical calculations at LZF using ivory white shades & recommended bulbs. Veneer Ref: 20 Ivory White.

PACKAGING

Box Size: 12 x 12 x 130 cm

Box Volume: 0.02 m³

Weight: Gross: 4.5 kg | Net: 3.2 Kg

SELECT FROM FOLLOWING

DIMMING SYSTEM

LED 0-10V or DALI

LIGHT SOURCE TEMPERATURE

Available 2.700K, 3.000K or 4.000K

WOOD VENEER FINISHES


- | | |
|---------------------|--------------------|
| 20 - Ivory White | 22 - Natural Beech |
| 21 - Natural Cherry | 34 - Sea Blue |
| 33 - Pale Rose | |

ESTELA VERTICAL

by Mayice

Extra Long Suspension - LED **lzf**

SIZE



REFERENCES

ESTE SV 150 LED DIM0-10V
ESTE SV 150 LED DIMDALI



COMPONENTS

Wood Veneer Shade

Hand Blown Glass: Borosilicate
Borosilicate glass is highly resistant to thermal shock

Matte Satin Acrylic Diffuser

Matte Black Metal Canopy: \varnothing 8 cm

Black Steel Cable: 2.5 m

Black Coaxial Cable: 2.5 m

LIGHT SOURCE

Class I



120 - 277V: Dimmable LED 0-10V or DALI

Driver: 1 x Constant Current 1400 mA
Integrated LED: 2 x 1.50 m Strip 24 W/m
3,000K, CRI>90, 40 W, 50-60Hz, 1780 lm*
Energy Class F

LED Position in Fixture

*Measurements obtained by theoretical calculations at LZF using ivory white shades & recommended bulbs. Veneer Ref: 20 Ivory White.

PACKAGING

Box Size: 22 x 24 x 174 cm

Box Volume: 0.09 m³

Weight: Gross: 8 Kg | Net: 3.5 Kg

SELECT FROM FOLLOWING

DIMMING SYSTEM

LED 0-10V or DALI

LIGHT SOURCE TEMPERATURE

Available 2.700K, 3.000K or 4.000K

WOOD VENEER FINISHES

20 - Ivory White

21 - Natural Cherry

33 - Pale Rose

22 - Natural Beech


34 - Sea Blue

SIZE



REFERENCES

GEA SP



COMPONENTS

Wood Veneer Shade

Matte Satin Acrylic Diffuser

Chrome Metal Tripod

Metal Canopy - \varnothing 8 cm

Electrical Cable: 2.5 m

LIGHT SOURCE

Class I



220 - 250V

Recommended Bulb - Not Included
E27 Lamp Holder
LED Globe DIM 12 W, 730 lm*
Energy Class E

*Measurements obtained by theoretical calculations at LZF using Ivory White shades & recommended bulbs. Veneer Ref: 20 Ivory White.

PACKAGING

Box Size: 51 x 51 x 32 cm

Box Volume: 0.08 m³

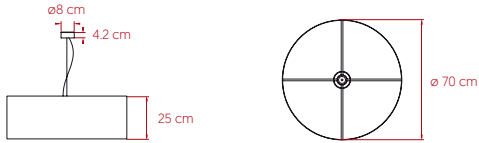
Weight: Gross - 4.2 Kg | Net - 1.9 Kg

SELECT FROM FOLLOWING

WOOD VENEER FINISHES

- 20 - Ivory White
- 21 - Natural Cherry
- 22 - Natural Beech
- 24 - Yellow
- 25 - Orange
- 26 - Red
- 28 - Blue
- 29 - Grey
- 33 - Pale Rose
- 34 - Sea Blue

SIZE



REFERENCES

GEA SG

COMPONENTS

Wood Veneer Shade

Matte Satin Acrylic Diffuser

Chrome Metal Tripod

Metal Canopy - \varnothing 8 cm

Electrical Cable: 2.5 m

LIGHT SOURCE

Class I



220 - 250V

Recommended Bulb - Not Included
E27 Lamp Holder
3 LED Spherical DIM 11 W, 1.950 lm*
Energy Class F

*Measurements obtained by theoretical calculations at LZF using Ivory White shades & recommended bulbs. Veneer Ref: 20 Ivory White.

PACKAGING

Box Size: 79 x 79 x 42 cm

Box Volume: 0.26 m³

Weight: Gross - 7.9 Kg | Net - 3.2 Kg



SELECT FROM FOLLOWING

WOOD VENEER FINISHES

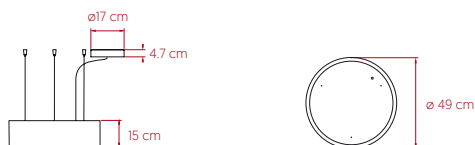
- 20 - Ivory White
- 21 - Natural Cherry
- 22 - Natural Beech
- 24 - Yellow
- 25 - Orange
- 26 - Red
- 28 - Blue
- 29 - Grey
- 33 - Pale Rose
- 34 - Sea Blue

GEA SLIM

by Mariví Calvo

Suspension - LED **lzf**

SIZE



REFERENCES

GEA SSL LED DIM0-10V
GEA SSL LED DIMDALI



COMPONENTS

Wood Veneer Shade

White Top Diffuser
Matte Satin Acrylic Bottom Diffuser

Nickel Metal Canopy:
ø17 cm - DIM0-10V & BT
ø23 cm - DALI

3 Steel Cables: 2.5 m

Transparent Electrical Cable: 2.5 m

LIGHT SOURCE

Class I



120 - 277V: Dimmable LED **0-10V** or **DALI**

Driver: 1 x Constant Current 700 mA
Integrated LED: Led Module
3,000K, CRI>90, 25 W, 50-60Hz, 1.866 lm*
Energy Class E

LED Position in Fixture

*Measurements obtained by theoretical calculations at LZf using ivory white shades & recommended bulbs. Veneer Ref: 20 Ivory White.

PACKAGING

Box Size: 61 x 61 x 34 cm

Box Volume: 0.13 m³

Weight: Gross - 8 Kg | Net - 4.1 Kg

SELECT FROM FOLLOWING

DIMMING SYSTEM

LED **0-10V** or **DALI**

LIGHT SOURCE TEMPERATURE

Available **2.700K**, **3.000K** or **4.000K**

TOP DIFFUSER

Available in **Black**, if you want no upward light diffusion

WOOD VENEER FINISHES

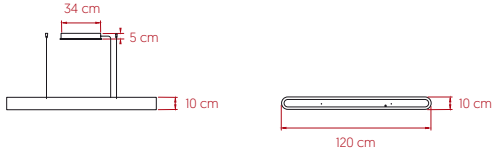
- 20** - Ivory White
- 21** - Natural Cherry
- 22** - Natural Beech
- 24** - Yellow
- 25** - Orange
- 26** - Red
- 28** - Blue
- 29** - Grey
- 33** - Pale Rose
- 34** - Sea Blue

I-CLUB

by Burkhard Dämmer

Short Slim Suspension - LED

SIZE



REFERENCES

I SSL 120 LED DIM0-10V
I SSL 120 LED DIMDALI



COMPONENTS

Wood Veneer Shade

White Top Diffuser
Matte Satin Acrylic Bottom Diffuser

Nickel Metal Canopy: 34 x 11 x 5 cm

2 Steel Cables: 2.5 m

Transparent Electrical Cable: 2.5 m


LIGHT SOURCE

Class I



120 - 277V: Dimmable LED 0-10V or DALI

Driver: 1 x Constant Current 1.400 mA
Integrated LED: 5 x Lineal 5.5 W
3.000K, CRI>90, 25 W, 50-60Hz, 1.966 lm*
Energy Class F

LED Position in Fixture 

*Measurements obtained by photometric laboratory tests using ivory white shades. Veneer Ref: 20 Ivory White.

PACKAGING

Box Size: 31 x 31 x 152 cm

Box Volume: 0.15 m³

Weight: Gross - 7.5 Kg | Net - 3.5 Kg

SELECT FROM FOLLOWING

DIMMING SYSTEM

LED 0-10V or DALI











LIGHT SOURCE TEMPERATURE

Available 2.700K, 3.000K or 4.000K

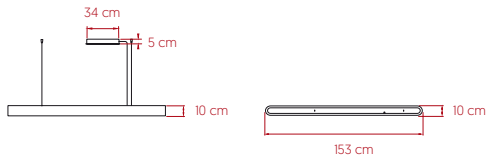
TOP DIFFUSER

Available in **Black**, if you want no upward light diffusion

WOOD VENEER FINISHES

- | | |
|---|---|
|  20 - Ivory White |  22 - Natural Beech |
|  21 - Natural Cherry | |
|  24 - Yellow |  29 - Grey |
|  25 - Orange |  33 - Pale Rose |
|  26 - Red |  34 - Sea Blue |
|  28 - Blue | |

SIZE



REFERENCES

I SSL 150 LED DIM0-10V
I SSL 150 LED DIMDALI

COMPONENTS

Wood Veneer Shade

White Top Diffuser
Matte Satin Acrylic Bottom Diffuser

Nickel Metal Canopy: 34 x 11 x 5 cm

2 Steel Cables: 2.5 m

Transparent Electrical Cable: 2.5 m

LIGHT SOURCE

Class I




120 - 277V: Dimmable LED 0-10V or DALI

Driver: 1 x Constant Current 1.400 mA

Integrated LED: 5 x Lineal 5.5 W

3.000K, CRI>90, 32 W, 50-60Hz, 2.098 lm*

Energy Class F

LED Position in Fixture 

*Measurements obtained by theoretical calculations at LZF using Ivory White shades & recommended bulbs. Veneer Ref: 20 Ivory White.

PACKAGING

Box Size: 182 x 37 x 25 cm

Box Volume: 0.17 m³

Weight: Gross - 11.6 Kg | Net - 4.1 Kg



SELECT FROM FOLLOWING

DIMMING SYSTEM

LED 0-10V or DALI











LIGHT SOURCE TEMPERATURE

Available 2.700K, 3.000K or 4.000K

TOP DIFFUSER

Available in **Black**, if you want no upward light diffusion

WOOD VENEER FINISHES

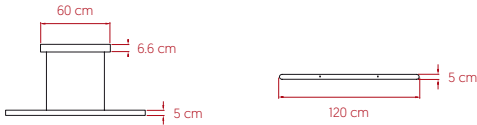
- | | |
|---|---|
|  20 - Ivory White |  22 - Natural Beech |
|  21 - Natural Cherry | |
|  24 - Yellow |  29 - Grey |
|  25 - Orange |  33 - Pale Rose |
|  26 - Red |  34 - Sea Blue |
|  28 - Blue | |

I-LINE

by Burkhard Dämmer

Short Suspension - LED **lzf**

SIZE



REFERENCES

I-LN S 120 BK LED DIM0-10V
I-LN S 120 BK LED DIMDALI
I-LN S 120 WH LED DIM0-10V
I-LN S 120 WH LED DIMDALI

COMPONENTS

Wood Veneer Shade

Matte Satin Acrylic Bottom Diffuser

Lacquered Metal Upper Cover Plate

Matte Black Metal Canopy: 60 x 4 x 6,6 cm

2 Black Electrified Cables: 2.5 m

LIGHT SOURCE

Class I

120 - 277V: Dimmable LED 0-10V or DALI

Driver: 1 x Constant Voltage 24V

Integrated LED: 1 x 1.15 m Strip 24 W/m
3,000K, CRI>90, 30 W, 50-60Hz, 1.725 lm*
Energy Class F

LED Position in Fixture

*Measurements obtained by photometric laboratory tests using ivory white shades. Veneer Ref: 20 Ivory White.

PACKAGING

Box Size: 138 x 21 x 24 cm

Box Volume: 0.07 m³

Weight: Gross - 7.5 Kg | Net - 4.4 Kg



SELECT FROM FOLLOWING

DIMMING SYSTEM

LED 0-10V or TRIAC

LIGHT SOURCE TEMPERATURE

Available 2.700K, 3.000K or 4.000K

WOOD VENEER FINISHES

- 20 - Ivory White
- 21 - Natural Cherry
- 22 - Natural Beech
- 24 - Yellow
- 25 - Orange
- 26 - Red
- 28 - Blue
- 29 - Grey
- 33 - Pale Rose
- 34 - Sea Blue

CANOPY FINISHES

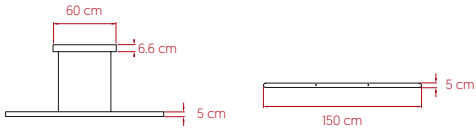
- BK - Matte Black
- WH - Matte White

I-LINE

by Burkhard Dämmer

Long Suspension - LED **lzf**

SIZE



REFERENCES

I-LN S 150 BK LED DIM0-10V
I-LN S 150 BK LED DIMDALI
I-LN S 150 WH LED DIM0-10V
I-LN S 150 WH LED DIMDALI

COMPONENTS

Wood Veneer Shade

Matte Satin Acrylic Bottom Diffuser

Lacquered Metal Upper Cover Plate

Matte Black Metal Canopy: 60 x 4 x 6,6 cm

2 Black Electrified Cables: 2.5 m

LIGHT SOURCE

Class I



120 - 277V: Dimmable LED 0-10V or DALI

Driver: 1 x Constant Voltage 24V

Integrated LED: 1 x 1.45 m Strip 24 W/m
3,000K, CRI>90, 40 W, 50-60Hz, 2.185 lm*
Energy Class F

LED Position in Fixture

*Measurements obtained by theoretical calculations at LZf using Ivory White shades & recommended bulbs. Veneer Ref: 20 Ivory White.

PACKAGING

Box Size: 174 x 22 x 24 cm

Box Volume: 0.09 m³

Weight: Gross - 8 Kg | Net - 4.6 Kg



SELECT FROM FOLLOWING

DIMMING SYSTEM

LED 0-10V or TRIAC

LIGHT SOURCE TEMPERATURE

Available 2.700K, 3.000K or 4.000K

WOOD VENEER FINISHES

20 - Ivory White

21 - Natural Cherry

22 - Natural Beech

24 - Yellow

25 - Orange

29 - Grey

33 - Pale Rose

26 - Red

28 - Blue

34 - Sea Blue

CANOPY FINISHES

BK - Matte Black

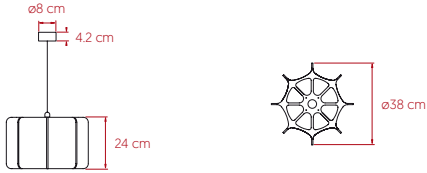
WH - Matte White

KACTOS

by Ray Power

Suspension **Lzf**

SIZE



REFERENCES

KTO S BK
KTO S WH



COMPONENTS

Wood Veneer Shade

Acrylic Frame

Metal Canopy: $\varnothing 8$ cm

Electrical Cable: 2.5 m

LIGHT SOURCE

Class I



220 - 250V

Recommended Bulb - Not Included
E27 Lamp Holder
LED Globe DIM 15W, 1.650 lm*
Energy Class F

*Measurements obtained by theoretical calculations at LZf using Ivory White shades & recommended bulbs. Veneer Ref: 20 Ivory White.

SELECT FROM FOLLOWING

RECOMMENDED WOOD VENEER FINISHES

- 20 - Ivory White
- 21 - Natural Cherry
- 22 - Natural Beech
- 26 - Red
- 28 - Blue
- 29 - Grey
- 33 - Pale Rose
- 34 - Sea Blue

CANOPY, ACRYLIC FRAME & CABLE FINISHES

- BK - Matte Black / Black Frame & Black Cable
- WH - Matte White / White Frame & White Cable

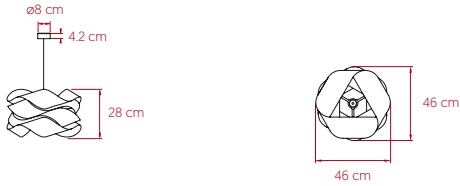
PACKAGING

Box Size: 40 x 40 x 30 cm

Box Volume: 0.05 m³

Weight: Gross - 3 Kg | Net - 1 Kg

SIZE



REFERENCES

LK SP BK
LK SP NI
LK SP WH

COMPONENTS

Wood Veneer Shade

Metal Tripod

Metal Canopy - ø8 cm

Electrical Cable: 2.5 m

LIGHT SOURCE

Class I



220 - 250V

Recommended Bulb - Not Included
E27 Lamp Holder
LED Globe DIM 12 W, 960 lm*
Energy Class E


*Measurements obtained by theoretical calculations at LZf using Ivory White shades & recommended bulbs. Veneer Ref: 20 Ivory White.

PACKAGING

Box Size: 51 x 51 x 32 cm

Box Volume: 0.08 m³

Weight: Gross - 3.5 Kg | Net - 1 Kg



SELECT FROM FOLLOWING

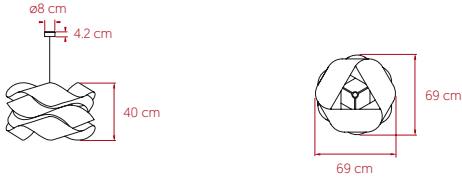
WOOD VENEER FINISHES

- 20 - Ivory White
- 21 - Natural Cherry
- 22 - Natural Beech
- 24 - Yellow
- 29 - Grey
- 25 - Orange
- 33 - Pale Rose
- 26 - Red
- 34 - Sea Blue
- 28 - Blue

CANOPY, CABLE & TRIPOD FINISHES

- BK - Matte Black / Black Cable & Black Tripod
- WH - Matte White / White Cable & White Tripod
- NI - Matte Nickel / Transparent Cable & Nickel Tripod

SIZE



REFERENCES

LK SG BK
LK SG NI
LK SG WH

COMPONENTS

Wood Veneer Shade

Metal Tripod

Metal Canopy - ø8 cm

Electrical Cable: 2.5 m

LIGHT SOURCE

Class I



220 - 250V

Recommended Bulb - Not Included
E27 Lamp Holder
LED Globe DIM 12 W, 1.015 lm*
Energy Class E

*Measurements obtained by theoretical calculations at LZf using Ivory White shades & recommended bulbs. Veneer Ref: 20 Ivory White.

PACKAGING

Box Size: 79 x 79 x 42 cm

Box Volume: 0.26 m³

Weight: Gross - 6.6 Kg | Net - 1.6 Kg



SELECT FROM FOLLOWING

WOOD VENEER FINISHES

- 20 - Ivory White
- 21 - Natural Cherry
- 22 - Natural Beech
- 24 - Yellow
- 25 - Orange
- 26 - Red
- 28 - Blue
- 29 - Grey
- 33 - Pale Rose
- 34 - Sea Blue

CANOPY, CABLE & TRIPOD FINISHES

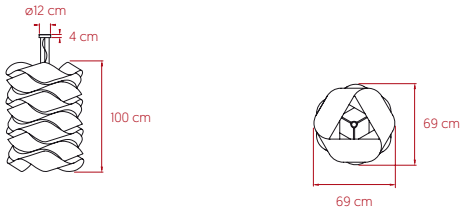
- BK - Matte Black / Black Cable & Black Tripod
- WH - Matte White / White Cable & White Tripod
- NI - Matte Nickel / Transparent Cable & Nickel Tripod

LINK CHAIN

by Ray Power & Mariví Calvo

Small Suspension **lzf**

SIZE



REFERENCES

LK3 S

COMPONENTS

Wood Veneer Shade

White Metal Tripod

Nickel Metal Canopy - ø12 cm

3 Steel Cables: 2.5 m

Transparent Electrical Cable: 2.5 m

LIGHT SOURCE

Class I



220 - 250V

Recommended Bulb - Not Included

E27 Lamp Holder

3 LED Globe DIM 12 W, 1.860 lm*

Energy Class E

*Measurements obtained by theoretical calculations at LZF using Ivory White shades & recommended bulbs. Veneer Ref: 20 Ivory White.

PACKAGING

Box Size: 86 x 86 x 160 cm - Wood crated for transport

Box Volume: 1.18 m³

Weight: Gross - 26.8 Kg | Net - 4.7 Kg



SELECT FROM FOLLOWING

WOOD VENEER FINISHES

● 20 - Ivory White

● 21 - Natural Cherry

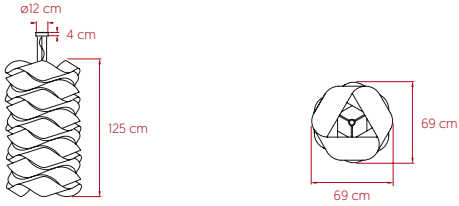
● 22 - Natural Beech

LINK CHAIN

by Ray Power & Mariví Calvo

Medium Suspension **lzf**

SIZE



REFERENCES

LK4 S

COMPONENTS

Wood Veneer Shade

White Metal Tripod

Nickel Metal Canopy - ϕ 12 cm

3 Steel Cables: 2.5 m

Transparent Electrical Cable: 2.5 m

LIGHT SOURCE

Class I



220 - 250V

Recommended Bulb - Not Included

E27 Lamp Holder

4 LED Globe DIM 12 W, 2.475 lm*

Energy Class E

*Measurements obtained by theoretical calculations at LZF using Ivory White shades & recommended bulbs. Veneer Ref: 20 Ivory White.

PACKAGING

Box Size: 86 x 86 x 160 cm - Wood crated for transport

Box Volume: 1.18 m³

Weight: Gross - 28 Kg | Net - 5.9 Kg



SELECT FROM FOLLOWING

WOOD VENEER FINISHES

● 20 - Ivory White

● 21 - Natural Cherry

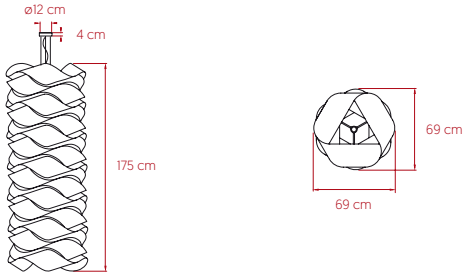
● 22 - Natural Beech

LINK CHAIN

by Ray Power & Mariví Calvo

Large Suspension **lzf**

SIZE



REFERENCES

LK6 S



COMPONENTS

Wood Veneer Shade

White Metal Tripod

Nickel Metal Canopy - \varnothing 12 cm

3 Steel Cables: 2.5 m

Transparent Electrical Cable: 2.5 m

LIGHT SOURCE

Class I



220 - 250V

Recommended Bulb - Not Included

E27 Lamp Holder

6 LED Globe DIM 12 W, 3.715 lm*

Energy Class E

*Measurements obtained by theoretical calculations at LZf using Ivory White shades & recommended bulbs. Veneer Ref: 20 Ivory White.

PACKAGING

Box Size: 88 x 88 x 210 cm - Wood crated for transport

Box Volume: 1.63 m³

Weight: Gross - 32.3 Kg | Net - 8.3 Kg

SELECT FROM FOLLOWING

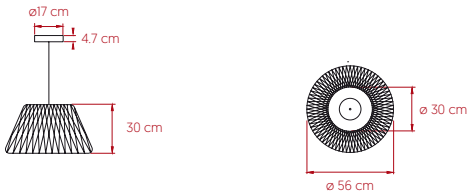
WOOD VENEER FINISHES

● 20 - Ivory White

● 21 - Natural Cherry

● 22 - Natural Beech

SIZE



REFERENCES

LOLA SM NI LED DIM0-10V
LOLA SM NI LED DIMDALI

COMPONENTS

Wood Veneer Shade

Transparent Acrylic Frame

Nickel Metal Canopy:
ø17 cm - DIM0-10V & BT
ø23 cm - DALI

Transparent Electrical Cable: 2.5 m

LIGHT SOURCE

Class I

120 - 277V: Dimmable LED 0-10V or DALI

Driver: 1 x Constant Current 350 mA
Integrated LED: 1 x Circular 19.2 W
3,000K, CRI>90, 15 W, 50-60Hz, 1.137 lm*
Energy Class F

LED Position in Fixture

*Measurements obtained by theoretical calculations at LZF using ivory white shades. Veneer Ref: 20 Ivory White.

PACKAGING

Box Size: 66 x 66 x 42 cm

Box Volume: 0.18 m³

Weight: Gross - 8 Kg | Net - 4.4 Kg



SELECT FROM FOLLOWING

DIMMING SYSTEM

LED 0-10V or DALI

LIGHT SOURCE TEMPERATURE


Available 2.700K, 3.000K or 4.000K

WOOD VENEER FINISHES

20 - Ivory White

22 - Natural Beech

SIZE



REFERENCES

LOLA SM NI E27

COMPONENTS

Wood Veneer Shade

Transparent Acrylic Frame

Nickel Metal Canopy: $\varnothing 8$ cm

Transparent Electrical Cable: 2.5 m

LIGHT SOURCE

Class I



220 - 250V

Recommended Bulb - Not Included

E27 Lamp Holder

LED Globe DIM 15 W

Energy Class E

PACKAGING

Box Size: 66 x 66 x 42 cm

Box Volume: 0.18 m³

Weight: Gross - 10.4 Kg | Net - 4.4 Kg



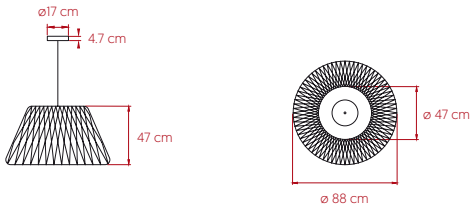
SELECT FROM FOLLOWING

WOOD VENEER FINISHES

20 - Ivory White

22 - Natural Beech

SIZE



REFERENCES

LOLA SG NI LED DIM0-10V
LOLA SG NI LED DIMDALI

COMPONENTS

Wood Veneer Shade

Transparent Acrylic Frame

Nickel Metal Canopy:
17 cm - DIM0-10V & BT
23 cm - DALI

Transparent Electrical Cable: 2.5 m

LIGHT SOURCE

Class I



120 - 277V: Dimmable LED 0-10V or DALI

Driver: 1 x Constant Current 1.400 mA

Integrated LED: 1 x Corona 46.2 W
3,000K, CRI>90, 52 W, 50-60Hz, 2.860 lm*
Energy Class F

LED Position in Fixture

*Measurements obtained by theoretical calculations at LZF using ivory white shades. Veneer Ref: 20 Ivory White.

PACKAGING

Box Size: 101 x 101 x 62 cm

Box Volume: 0.63 m³

Weight: Gross - 17.8 Kg | Net - 6.9 Kg



SELECT FROM FOLLOWING

DIMMING SYSTEM

LED 0-10V or DALI

LIGHT SOURCE TEMPERATURE

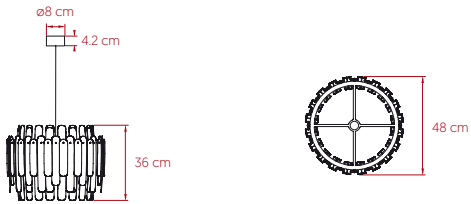
Available 2.700K, 3.000K or 4.000K

WOOD VENEER FINISHES

20 - Ivory White

22 - Natural Beech

SIZE



REFERENCES

MARU S 50 BK
MARU S 50 NI
MARU S 50 WH



COMPONENTS

Wood Veneer Shade

Nickel Metal Tripod

Metal Canopy - \varnothing 8 cm

Electrical Cable: 2.5 m

LIGHT SOURCE

Class I













220 - 250V

Recommended Bulb - Not Included
E27 Lamp Holder
LED Globe DIM 12 W, 960 lm*
Energy Class E




*Measurements obtained by theoretical calculations at LZF using Ivory White shades & recommended bulbs. Veneer Ref: 20 Ivory White.

SELECT FROM FOLLOWING

WOOD VENEER FINISHES

- | | |
|---|---|
|  20 - Ivory White |  22 - Natural Beech |
|  21 - Natural Cherry | |
|  24 - Yellow |  29 - Grey |
|  25 - Orange |  33 - Pale Rose |
|  26 - Red |  34 - Sea Blue |
|  28 - Blue | |

CANOPY, CABLE & TRIPOD FINISHES

-  **BK** - Matte Black / Black Cable & Nickel Tripod
-  **WH** - Matte White / White Cable & Nickel Tripod
-  **NI** - Matte Nickel / Transparent Cable & Nickel Tripod

PACKAGING

Box Size: 55 x 52 x 8 cm

Box Volume: 0.02 m³

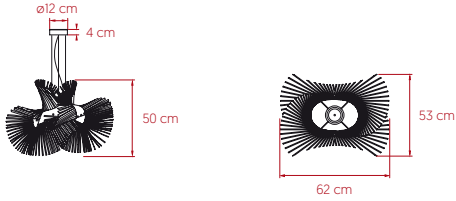
Weight: Gross - 2.7 Kg | Net - 1.1. Kg

MINIMIKADO

by Miguel Herranz

Suspension **Lzf**

SIZE



REFERENCES

MMIK S

COMPONENTS

Wood Veneer Shade

Chrome Metal Structure

Nickel Metal Canopy - ø8 cm

3 Steel Cables: 2.5 m

Electrical Cable: 2.5 m

LIGHT SOURCE

Class I



220 - 250V

Recommended Bulb - Not Included

E27 Lamp Holder

LED Mini Globe DIM 7 W, 320 lm*

Energy Class B

*Measurements obtained by theoretical calculations at LZF using Ivory White shades & recommended bulbs. Veneer Ref: 20 Ivory White.

PACKAGING

Box Size: 66 x 66 x 62 cm

Box Volume: 0.27 m³

Weight: Gross - 5.7 Kg | Net - 2.1 Kg

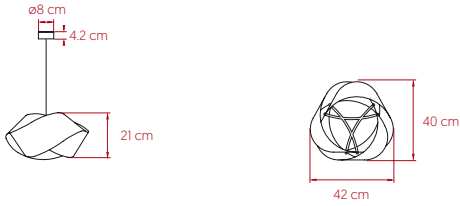


SELECT FROM FOLLOWING

WOOD VENEER FINISHES

- 20 - Ivory White
- 21 - Natural Cherry
- 22 - Natural Beech
- 24 - Yellow
- 25 - Orange
- 26 - Red
- 28 - Blue
- 29 - Grey
- 33 - Pale Rose
- 34 - Sea Blue

SIZE



REFERENCES

NUT S BK
NUT S NI
NUT S WH

COMPONENTS

Wood Veneer Shade

Metal Tripod

Metal Canopy - \varnothing 8 cm

Electrical Cable: 2.5 m

LIGHT SOURCE

Class I



220 - 250V

Recommended Bulb - Not Included
E27 Lamp Holder
LED Globe DIM 12 W, 960 lm*
Energy Class E

*Measurements obtained by theoretical calculations at LZf using Ivory White shades & recommended bulbs. Veneer Ref: 20 Ivory White.

PACKAGING

Box Size: 51 x 51 x 32 cm

Box Volume: 0.08 m³

Weight: Gross - 3 Kg | Net - 0.8 Kg



SELECT FROM FOLLOWING

WOOD VENEER FINISHES

- 20 - Ivory White
- 21 - Natural Cherry
- 22 - Natural Beech
- 24 - Yellow
- 25 - Orange
- 26 - Red
- 28 - Blue
- 29 - Grey
- 33 - Pale Rose
- 34 - Sea Blue

CANOPY, CABLE & TRIPOD FINISHES

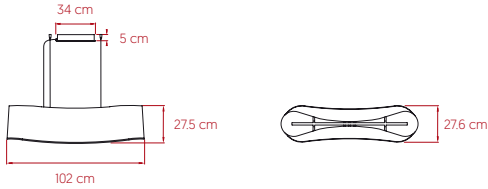
- BK** - Matte Black / Black Cable & Nickel Tripod
- WH** - Matte White / White Cable & Nickel Tripod
- NI** - Matte Nickel / Transparent Cable & Nickel Tripod

NEW WAVE

by Ray Power

Suspension - LED **lzf**

SIZE



REFERENCES

NWAV S LED DIM0-10V
NWAV S LED DIMDALI

COMPONENTS

Wood Veneer Shade

White Metal Structure

Nickel Metal Canopy - 34 x 11 x 5 cm

4 Steel Cables: 2.5 m

Transparent Electrical Cable: 2.5 m

LIGHT SOURCE

Class I



120 - 277V: Dimmable LED 0-10V or DALI

Driver: 1 x Constant Current 440 mA

Integrated LED: 2 x Lineal 5.5 W

3,000K, CRI>90, 16 W, 50-60Hz, 760 lm*

Energy Class E

LED Position in Fixture

*Measurements obtained by photometric laboratory tests using Blue exterior & Yellow interior. Veneer Ref: 28 Blue & 24 Yellow.

PACKAGING

Box Size: 121 x 31 x 34 cm

Box Volume: 0.13 m³

Weight: Gross - 6 Kg | Net - 2.8 Kg



SELECT FROM FOLLOWING

DIMMING SYSTEM

LED 0-10V or DALI

LIGHT SOURCE TEMPERATURE

Available 2.700K, 3.000K or 4.000K

RECOMMENDED WOOD VENEER FINISHES COMBINATIONS

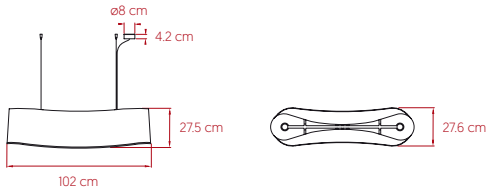
Exterior	Interior
21 - Natural Cherry	20 - Ivory White
26 - Red	24 - Yellow
28 - Blue	24 - Yellow

NEW WAVE

by Ray Power

Suspension **lzf**

SIZE



REFERENCES

NWAV S



COMPONENTS

Wood Veneer Shade

White Metal Structure

Nickel Metal Canopy - \varnothing 8 cm

4 Steel Cables: 2.5 m

Transparent Electrical Cable: 2.5 m

LIGHT SOURCE

Class I



220 - 250V

Recommended Bulb - Not Included

E27 Lamp Holder







2 LED Globe DIM 12 W, 1.350 lm*

Energy Class E

*Measurements obtained by theoretical calculations at LZF using Blue exterior & Yellow interior & recommended bulbs. Veneer Ref: 28 Blue & 24 Yellow.

SELECT FROM FOLLOWING

RECOMMENDED WOOD VENEER FINISHES COMBINATIONS

Exterior	Interior
 21 - Natural Cherry	 20 - Ivory White
 26 - Red	 24 - Yellow
 28 - Blue	 24 - Yellow

PACKAGING

Box Size: 121 x 31 x 34 cm

Box Volume: 0.13 m³

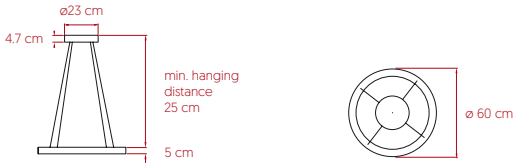
Weight: Gross - 5 Kg | Net - 1.9 Kg

OH! LINE

by Burkhard Dämmer & Mariví Calvo

Medium Suspension - LED **lzf**

SIZE



REFERENCES

O-LN S 60 BK LED DIM0-10V
O-LN S 60 BK LED DIMDALI



COMPONENTS

Wood Veneer Shade

Matte Satin Acrylic Bottom Diffuser

Laquered Metal Upper Cover Plate

Matte Black Metal Canopy: $\varnothing 23$ cm

2 Black Electrified Cables: 2.5 m

2 Black Steel Cables: 2.5 m

LIGHT SOURCE

Class I



120 - 277V: Dimmable LED 0-10V or DALI

Driver: 1 x Constant Voltage 24V

Integrated LED: 1 x 2.20 m Strip 24 W/m
3.000K, CRI>90, 42 W, 50-60Hz, 2.364 lm*
Energy Class F

LED Position in Fixture

*Measurements obtained by photometric laboratory tests using ivory white shades. Veneer Ref: 20 Ivory White.

PACKAGING

Box Size: 73 x 73 x 9 cm

Box Volume: 0.05 m³

Weight: Gross: 5.4 Kg | Net - 4 Kg

SELECT FROM FOLLOWING

DIMMING SYSTEM

LED 0-10V or DALI

LIGHT SOURCE TEMPERATURE

Available 2.700K, 3.000K or 4.000K

WOOD VENEER FINISHES

- | | |
|---------------------|--------------------|
| 20 - Ivory White | 22 - Natural Beech |
| 21 - Natural Cherry | 29 - Grey |
| 24 - Yellow | 33 - Pale Rose |
| 25 - Orange | 34 - Sea Blue |
| 26 - Red | |
| 28 - Blue | |

OH! LINE

by Burkhard Dämmer & Mariví Calvo


Large Suspension - LED **lzf**

SIZE



REFERENCES

O-LN S 80 BK LED DIM0-10V
O-LN S 80 BK LED DIMDALI



COMPONENTS

Wood Veneer Shade

Matte Satin Acrylic Bottom Diffuser

Laquered Metal Upper Cover Plate

Matte Black Metal Canopy: $\varnothing 23$ cm

2 Black Electrified Cables: 2.5 m

2 Black Steel Cables: 2.5 m

LIGHT SOURCE

Class I



120 - 277V: Dimmable LED 0-10V or DALI

Driver: 1 x Constant Voltage 24V

Integrated LED: 1 x 1.65 m Strip 24 W/m
3.000K, CRI>90, 55 W, 50-60Hz, 3.078 lm*
Energy Class F

LED Position in Fixture

*Measurements obtained by theoretical calculations at LZF using Ivory White shades & recommended bulbs. Veneer Ref: 20 Ivory White.

PACKAGING

Box Size: 93 x 93 x 9 cm

Box Volume: 0.08 m³

Weight: Gross - 6.7 Kg | Net - 4.6 Kg

SELECT FROM FOLLOWING

DIMMING SYSTEM

LED 0-10V or DALI

LIGHT SOURCE TEMPERATURE

Available 2.700K, 3.000K or 4.000K

WOOD VENEER FINISHES

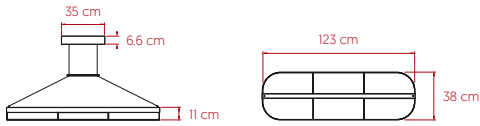
- | | |
|---------------------|--------------------|
| 20 - Ivory White | 22 - Natural Beech |
| 21 - Natural Cherry | |
| 24 - Yellow | 29 - Grey |
| 25 - Orange | 33 - Pale Rose |
| 26 - Red | 34 - Sea Blue |
| 28 - Blue | |

OMMA 1 LONG LEAF

by Eli Gutiérrez

Suspension - LED **lzf**

SIZE



REFERENCES

OM S120 BK LED DIM0-10V
OM S120 BK LED DIMDALI
OM S120 GD LED DIM0-10V
OM S120 GD LED DIMDALI



COMPONENTS

Wood Veneer Shade

Matte Satin Acrylic Bottom Diffuser

Metal Structure

Metal Canopy: 35 x 4 x 6.6 cm - disc ø11.5 cm

2 Black Coaxial Cables: 2.5 m

LIGHT SOURCE

Class I



120 - 277V: Dimmable LED 0-10V or DALI

Driver: 1 x Constant Current 900 mA

Integrated LED: 3 x Lineal 10.8 W

3,000K, CRI>90, 37 W, 50-60Hz, 1.009 lm*

Energy Class F

LED Position in Fixture

*Measurements obtained by photometric laboratory test using natural cherry shades. Veneer Ref: 21 Natural Cherry.

PACKAGING

Box Size: 162 x 55 x 17 cm

Box Volume: 0.15 m³

Weight: Gross: 10.2 Kg | Net: 6 Kg

SELECT FROM FOLLOWING

DIMMING SYSTEM

LED 0-10V or DALI

LIGHT SOURCE TEMPERATURE

Available 2.700K, 3.000K or 4.000K

WOOD VENEER FINISHES

● 21 - Natural Cherry

METAL STRUCTURE & CANOPY FINISHES

● BK - Matte Black

● GD - Gold

OMMA 2 LEAVES

by Eli Gutiérrez

Suspension - LED **lzf**

SIZE



REFERENCES

OM S2 BK LED DIM0-10V
OM S2 BK LED DIMDALI
OM S2 GD LED DIM0-10V
OM S2 GD LED DIMDALI

COMPONENTS

Wood Veneer Shade

Matte Satin Acrylic Bottom Diffuser

Metal Structure

Metal Canopy: 35 x 4 x 6.6 cm - disc ø11.5 cm

3 Black Steel Cables: 2.5 m

Black Coaxial Cable: 2.5 m

LIGHT SOURCE

Class I



120 - 277V: Dimmable LED 0-10V or DALI

Driver: 1 x Constant Current 1.100 mA
Integrated LED: 4 x Lineal 9 W
3.000K, CRI>90, 24 W, 50-60Hz, 410 lm*
Energy Class F

LED Position in Fixture

*Measurements obtained by photometric laboratory test using natural white shades & recommended bulbs. Veneer Ref: 23 Natural White.

PACKAGING

Box Size: 118 x 66 x 20 cm

Box Volume: 0.16 m³

Weight: Gross: 12.8 Kg | Net: 7 Kg



SELECT FROM FOLLOWING

DIMMING SYSTEM

LED 0-10V or DALI

LIGHT SOURCE TEMPERATURE

Available 2.700K, 3.000K or 4.000K

WOOD VENEER FINISHES

● 21 - Natural Cherry

● 22 - Natural Beech

● 23 - Natural White

METAL STRUCTURE & CANOPY FINISHES

● BK - Matte Black

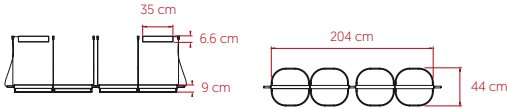
● GD - Gold

OMMA DOUBLE 2

by Eli Gutiérrez

Suspension - LED **lzf**

SIZE



REFERENCES

OM S2x2 BK LED DIM0-10V
OM S2x2 BK LED DIMDALI
OM S2x2 GD LED DIM0-10V
OM S2x2 GD LED DIMDALI

COMPONENTS

Wood Veneer Shade

Matte Satin Acrylic Bottom Diffuser

Metal Structure

2 Metal Canopy: 35 x 4 x 6.6 cm - disc ø11.5 cm

6 Black Steel Cables: 2.5 m

2 Black Coaxial Cable: 2.5 m

LIGHT SOURCE

Class I



120 - 277V: Dimmable LED 0-10V or DALI

Driver: 2 x Constant Current 1,400 mA

Integrated LED: 8 x Lineal 9 W

3,000K, CRI>90, 48 W, 50-60Hz, 820 lm*

Energy Class F

LED Position in Fixture

*Measurements obtained by photometric test at LZF using natural white shades & recommended bulbs. Veneer Ref: 23 Natural White.

PACKAGING

Box 1: 118 x 66 x 20 cm | 0.16 m³ | 5.2 Kg

Box 2: 118 x 66 x 20 | 0.16 m³ | 5.2 Kg

Weight: Total Gross - 26 Kg | Total Net - 10.4 Kg



SELECT FROM FOLLOWING

DIMMING SYSTEM

LED 0-10V or DALI

LIGHT SOURCE TEMPERATURE

Available 2.700K, 3.000K or 4.000K

WOOD VENEER FINISHES

21 - Natural Cherry

23 - Natural White

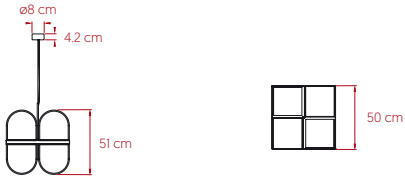
22 - Natural Beech

METAL STRUCTURE & CANOPY FINISHES

BK - Matte Black

GD - Gold

SIZE



REFERENCES

OSC S EG
OSC S GD

COMPONENTS

Wood Veneer Shade

Metal Structure

Metal Canopy: ø8 cm

Steel Cable: 2.5 m

Textile Electrical Cable: 2.5 m

LIGHT SOURCE

Class I



220 - 250V

Recommended Bulbs - Not Included

E27 Lamp Holder

4 LED Spherical DIM 11W, 3.300 lm*

Energy Class F

*Measurements obtained by theoretical calculations at LZF using Ivory White shades & recommended bulbs. Veneer Ref: 23 Natural White.

PACKAGING

Box Size: 65 x 65 x 40 cm

Box Volume: 0.17 m³

Weight: Gross - 10.5 Kg | Net - Kg



SELECT FROM FOLLOWING

WOOD VENEER FINISHES

● 23 - Natural White

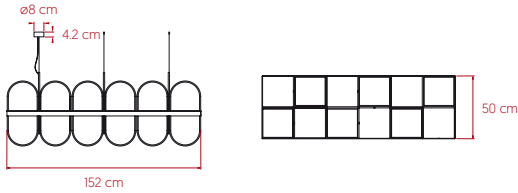
● 33 - Pale Rose

METAL STRUCTURE

● EG - Earl Grey

● GD - Gold

SIZE



REFERENCES

OSC S3 EG
OSC S3 GD

COMPONENTS

- Wood Veneer Shade

- Metal Structure

- Metal Canopy: $\varnothing 8$ cm

- 3 Steel Cable: 2.5 m

- Textile Electrical Cable: 2.5 m

LIGHT SOURCE Class I


220 - 250V

Recommended Bulbs - Not Included
E27Lamp Holder
12 LED Spherical DIM 12W, 9,240 lm*
Energy Class F

*Measurements obtained by theoretical calculations at LZF using Ivory White shades & recommended bulbs. Veneer Ref: 23 Natural White.

PACKAGING

Box Size: 159 x 52 x 52 cm
Box Volume: 0.43 m³
Weight: Gross - 25 Kg | Net - 17 Kg



SELECT FROM FOLLOWING

WOOD VENEER FINISHES

- **23** - Natural White
- **33** - Pale Rose

METAL STRUCTURE

- **EG** - Earl Grey
- **GD** - Gold

POD

by Burkhard Dämmer

Medium Suspension **Lzf**

SIZE



REFERENCES

POD SM



COMPONENTS

Wood Veneer Shade

Nickel Metal Canopy - \varnothing 12 cm

3 Steel Cables: 2.5 m

Transparent Electrical Cable: 2.5 m

LIGHT SOURCE

Class I













220 - 250V

Recommended Bulb - Not Included
E27 Lamp Holder
LED Spherical DIM 11 W, 486 lm*
Energy Class F

*Measurements obtained by theoretical calculations at LZF using Ivory White shades & recommended bulbs. Veneer Ref: 20 Ivory White.

SELECT FROM FOLLOWING

WOOD VENEER FINISHES

- | | |
|---|---|
|  20 - Ivory White |  22 - Natural Beech |
|  21 - Natural Cherry | |
|  24 - Yellow |  29 - Grey |
|  25 - Orange |  33 - Pale Rose |
|  26 - Red |  34 - Sea Blue |
|  28 - Blue | |

PACKAGING

Box Size: 51 x 51 x 81 cm

Box Volume: 0.21 m³

Weight: Gross - 5.1 Kg | Net - 2.5 Kg

POPPY

by Burkhard Dämmer

Small Suspension **lzf**

SIZE



REFERENCES

POPPY SP



COMPONENTS

Wood Veneer Shade

Nickel Metal Canopy - \varnothing 12 cm

3 Steel Cables: 2.5 m

Transparent Electrical Cable: 2.5 m

LIGHT SOURCE

Class I













220 - 250V

Recommended Bulb - Not Included
E27 Lamp Holder
LED Spherical DIM 11 W, 486 lm*
Energy Class F

*Measurements obtained by theoretical calculations at LZF using Ivory White shades & recommended bulbs. Veneer Ref: 20 Ivory White.

SELECT FROM FOLLOWING

WOOD VENEER FINISHES

- | | |
|---|---|
|  20 - Ivory White |  22 - Natural Beech |
|  21 - Natural Cherry | |
|  24 - Yellow |  29 - Grey |
|  25 - Orange |  33 - Pale Rose |
|  26 - Red |  34 - Sea Blue |
|  28 - Blue | |

PACKAGING

Box Size: 66 x 66 x 62 cm

Box Volume: 0.27 m³

Weight: Gross - 6.9 Kg | Net - 2.6 Kg

POPPY

by Burkhard Dämmer

Medium Suspension **Lzf**

SIZE



REFERENCES

POPPY SM



COMPONENTS

Wood Veneer Shade

Nickel Metal Canopy - \varnothing 12 cm

3 Steel Cables: 2.5 m

Transparent Electrical Cable: 2.5 m

LIGHT SOURCE

Class I



220 - 250V

Recommended Bulb - Not Included

E27 Lamp Holder

LED Spherical DIM 11 W, 486 lm*

Energy Class F

*Measurements obtained by theoretical calculations at LZf using Ivory White shades & recommended bulbs. Veneer Ref: 20 Ivory White.

SELECT FROM FOLLOWING

WOOD VENEER FINISHES

- 20 - Ivory White
- 21 - Natural Cherry
- 22 - Natural Beech
- 24 - Yellow
- 25 - Orange
- 26 - Red
- 28 - Blue
- 29 - Grey
- 33 - Pale Rose
- 34 - Sea Blue

PACKAGING

Box Size: 76 x 76 x 77 cm

Box Volume: 0.44 m³

Weight: Gross - 7.6 Kg | Net - 2.9 Kg

RAINDROP

by Javier Herrero Studio

Small Suspension **Lzf**

SIZE



REFERENCES

RDROP SP

COMPONENTS

Wood Veneer Shade

Frosted Glass Ball

Nickel Metal Canopy - $\varnothing 8$ cm

Steel Cable: 2.5 m

Transparent Electrical Cable: 2.5 m

LIGHT SOURCE

Class I



220 - 250V

Recommended Bulb - Included

G9 Lamp Holder

LED DIM 2.5 W, 126 lm*

Energy Class E

*Measurements obtained by theoretical calculations at LZF using Ivory White shades & recommended bulbs. Veneer Ref: 20 Ivory White.

PACKAGING

Box Size: 42 x 30 x 27 cm

Box Volume: 0.03 m³

Weight: Gross - 2.1 Kg | Net - 0.7 Kg



SELECT FROM FOLLOWING

RECOMMENDED WOOD VENEER FINISHES


- 20 - Ivory White
- 21 - Natural Cherry
- 22 - Natural Beech
- 28 - Blue
- 29 - Grey
- 33 - Pale Rose
- 34 - Sea Blue

RAINDROP

by Javier Herrero Studio

Medium Suspension **lzf**

SIZE



REFERENCES

RDROP SM

COMPONENTS

Wood Veneer Shade

Frosted Glass Ball

Nickel Metal Canopy - $\varnothing 8$ cm

Steel Cable: 2.5 m

Transparent Electrical Cable: 2.5 m

LIGHT SOURCE

Class I



220 - 250V

Recommended Bulb - Included
G9 Lamp Holder
LED DIM 2.5 W, 126 lm*
Energy Class E

*Measurements obtained by theoretical calculations at LZF using Ivory White shades & recommended bulbs. Veneer Ref: 20 Ivory White.

PACKAGING

Box Size: 42 x 30 x 27 cm

Box Volume: 0.03 m³

Weight: Gross - 2.2 Kg | Net - 0.9 Kg



SELECT FROM FOLLOWING

RECOMMENDED WOOD VENEER FINISHES

- 20 - Ivory White
- 21 - Natural Cherry
- 22 - Natural Beech
- 28 - Blue
- 29 - Grey
- 33 - Pale Rose
- 34 - Sea Blue

SIZE



REFERENCES

SPRO SM 21 LED DIM0-10V
SPRO SM 21 LED DIMDALI

COMPONENTS

Wood Veneer Shade

Opaque Wood Shell

White Acrylic Top Diffuser
Transparent Acrylic Bottom Diffuser

Black Metal Canopy:
17 cm - DIM0-10V & BT
23 cm - DALI

4 Black Steel Cables: 2.5 m

Black Electrical Cable: 2.5 m

LIGHT SOURCE

120 - 277V: Dimmable LED 0-10V or DALI

Class I



Driver: 1 x Constant Current 1.400 mA
Integrated LED: 10 x Lineal 5.5 W
3.000K, CRI>90, 48 W, 50-60Hz, 730 lm*
Energy Class E

LED Position in Fixture

*Measurements obtained by photometric laboratory tests using Matte white outer shell and natural cherry shades. Veneer Ref: 21 Natural Cherry.

PACKAGING

Box Size: 88 x 88 x 34 cm

Box Volume: 0.27 m³

Weight: Gross - 15.5 Kg | Net - 10.1 Kg



SELECT FROM FOLLOWING

DIMMING SYSTEM

LED 0-10V or DALI

LIGHT SOURCE TEMPERATURE

Available 2.700K, 3.000K or 4.000K

TOP DIFFUSER

Available in **Black**, if you want no upward light diffusion

WOOD VENEER FINISH

● 21 - Natural Cherry

OPAQUE OUTER SHELL FINISH

● 21 - Natural Cherry

SPIRO

by Remedios Simón

Medium Suspension - LED **lzf**

SIZE



REFERENCES

SPRO SM BK LED DIM0-10V
SPRO SM BK LED DIMDALI
SPRO SM WH LED DIM0-10V
SPRO SM WH LED DIMDALI

COMPONENTS

Wood Veneer Shade

Acrylic Outer Shell

White Acrylic Top Diffuser
Transparent Acrylic Bottom Diffuser

Metal Canopy:
ø17 cm - DIM0-10V & BT
ø23 cm - DALI

4 Steel Cables: 2.5 m

Electrical Cable: 2.5 m

LIGHT SOURCE

120 - 277V: Dimmable LED 0-10V or DALI

Class I



Driver: 1 x Constant Current 1.400 mA
Integrated LED: 10 x Lineal 5.5 W
3,000K, CRI>90, 48 W, 50-60Hz, 1.133 lm*
Energy Class E

LED Position in Fixture

*Measurements obtained by photometric laboratory tests using Mat-tewhite outer shell and ivory white shades. Veneer Ref: 20 Ivory White.

PACKAGING

Box Size: 88 x 88 x 34 cm

Box Volume: 0.27 m³

Weight: Gross - 17.8 Kg | Net - 10.9 Kg



SELECT FROM FOLLOWING

DIMMING SYSTEM

LED 0-10V or DALI

LIGHT SOURCE TEMPERATURE

Available 2.700K, 3.000K or 4.000K

TOP DIFFUSER

Available in **Black**, if you want no upward light diffusion

WOOD VENEER FINISHES

- 20 - Ivory White
- 21 - Natural Cherry
- 22 - Natural Beech
- 24 - Yellow
- 25 - Orange
- 26 - Red
- 28 - Blue
- 29 - Grey
- 33 - Pale Rose
- 34 - Sea Blue

ACRYLIC OUTER SHELL, CANOPY & CABLE FINISHES

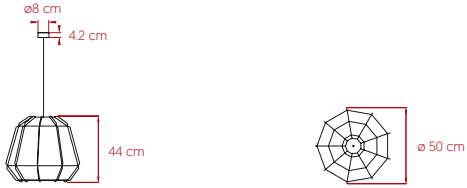
- **BK** - Matte Black / Matte Black Canopy & Black Cable
- **WH** - Matte White / Matte White Canopy & White Cable

STITCHES BAMAKO

by Burojet

Suspension **lzf**

SIZE



REFERENCES

STCH BMK S



COMPONENTS

Wood Veneer Shade

Nickel Metal Canopy - $\varnothing 8$ cm

Transparent Electrical Cable: 2.5 m

LIGHT SOURCE

Class I



220 - 250V

Recommended Bulb - Not Included

E27 Lamp Holder

LED Globe DIM 12 W, 845 lm*

Energy Class E

*Measurements obtained by theoretical calculations at LZF using Ivory White shades & recommended bulbs. Veneer Ref: 20 Ivory White.

SELECT FROM FOLLOWING

RECOMMENDED WOOD VENEER FINISHES

20 - Ivory White

24 - Yellow

29 - Grey

33 - Pale Rose

34 - Sea Blue

PACKAGING

Box Size: 66 x 66 x 62 cm

Box Volume: 0.27 m³

Weight: Gross - 5.8 Kg | Net - 1.5 Kg

STITCHES TOMBUCTÚ

by Burojet

Suspension **lzf**

SIZE



REFERENCES

STCH TBTU S



COMPONENTS

Wood Veneer Shade

Nickel Metal Canopy - \varnothing 8 cm

Transparent Electrical Cable: 2.5 m

LIGHT SOURCE

Class I



220 - 250V

Recommended Bulb - Not Included

E27 Lamp Holder

LED Globe DIM 12 W, 845 lm*

Energy Class E

*Measurements obtained by theoretical calculations at LZF using Ivory White shades & recommended bulbs. Veneer Ref: 20 Ivory White.

SELECT FROM FOLLOWING

RECOMMENDED WOOD VENEER FINISHES

20 - Ivory White

24 - Yellow

29 - Grey

33 - Pale Rose

34 - Sea Blue

PACKAGING

Box Size: 51 x 51 x 106 cm

Box Volume: 0.28 m³

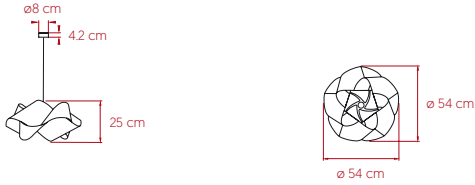
Weight: Gross - 5.8 Kg | Net - 1.4 Kg

SWIRL

by Ray Power

Small Suspension **lzf**

SIZE



REFERENCES

SWRL SP BK
SWRL SP NI
SWRL SP WH



COMPONENTS

Wood Veneer Shade

Metal Tripod

Metal Canopy - \varnothing 8 cm

Electrical Cable: 2.5 m

LIGHT SOURCE

Class I



220 - 250V

Recommended Bulb - Not Included
E27 Lamp Holder
LED Globe DIM 12 W, 960 lm*
Energy Class E

*Measurements obtained by theoretical calculations at LZf using Ivory White shades & recommended bulbs. Veneer Ref: 20 Ivory White.

SELECT FROM FOLLOWING

WOOD VENEER FINISHES

- 20 - Ivory White
- 21 - Natural Cherry
- 22 - Natural Beech
- 24 - Yellow
- 25 - Orange
- 26 - Red
- 28 - Blue
- 29 - Grey
- 33 - Pale Rose
- 34 - Sea Blue

CANOPY, CABLE & TRIPOD FINISHES

- BK - Matte Black / Black Cable & Black Tripod
- WH - Matte White / White Cable & White Tripod
- NI - Matte Nickel / Transparent Cable & Nickel Tripod

PACKAGING

Box Size: 61 x 61 x 34 cm

Box Volume: 0.13 m³

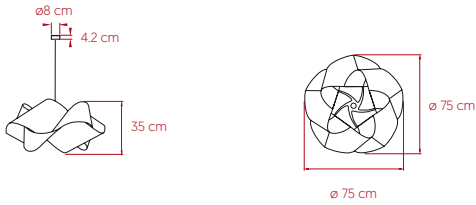
Weight: Gross - 4.4 Kg | Net - 1.3 Kg

SWIRL

by Ray Power

Large Suspension **lzf**

SIZE



REFERENCES

SWRL SG BK
SWRL SG NI
SWRL SG WH

COMPONENTS

Wood Veneer Shade

Metal Tripod

Metal Canopy - \varnothing 8 cm

Electrical Cable: 2.5 m

LIGHT SOURCE

Class I



220 - 250V

Recommended Bulb - Not Included
E27 Lamp Holder
LED Globe DIM 12 W, 1.050 lm*
Energy Class E

*Measurements obtained by theoretical calculations at LZF using Ivory White shades & recommended bulbs. Veneer Ref: 20 Ivory White.

PACKAGING

Box Size: 79 x 79 x 42 cm

Box Volume: 0.26 m³

Weight: Gross - 6.6 Kg | Net - 1.6 Kg



SELECT FROM FOLLOWING

WOOD VENEER FINISHES

- 20 - Ivory White
- 21 - Natural Cherry
- 22 - Natural Beech
- 24 - Yellow
- 29 - Grey
- 25 - Orange
- 33 - Pale Rose
- 26 - Red
- 34 - Sea Blue
- 28 - Blue

CANOPY, CABLE & TRIPOD FINISHES

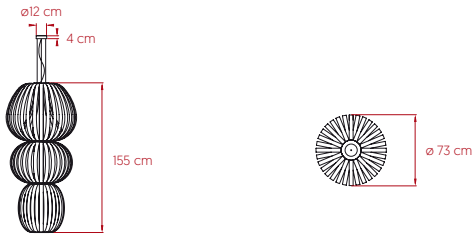
- BK - Matte Black / Black Cable & Black Tripod
- WH - Matte White / White Cable & White Tripod
- NI - Matte Nickel / Transparent Cable & Nickel Tripod

TOTEM

by Burkhard Dämmer & Mariví Calvo

Small Suspension - LED **lzf**

SIZE



REFERENCES

TOT3 S LED DIM0-10V
TOT3 S LED DIMDALI



COMPONENTS

Wood Veneer Shade

Nickel Metal Canopy: \varnothing 12 cm

3 Steel Cables: 2.5 m

Transparent Electrical Cable: 2.5 m

LIGHT SOURCE

120 - 277V: Dimmable LED 0-10V or DALI

Class I 

Driver: 1 x Constant Current 900 mA
Integrated LED: Lineal 5.5 W
3,000K, CRI>90, 60 W, 50-60Hz, 1.795 lm*
Energy Class E

LED Position in Fixture 

*Measurements obtained by theoretical calculations at LZF using natural cherry shades. Veneer Ref: 21 Natural Cherry.

PACKAGING

Box Size:

Box 1: 76 x 76 x 69 cm | 0.40 m³ | 7.1 Kg [Popy SM Shade]
Box 2: 66 x 66 x 52 cm | 0.23 m³ | 5.9 Kg [Popy SP Shade]
Box 3: 51 x 51 x 62 cm | 0.16 m³ | 4 Kg [Pod SP Shade]
Box 4: 182 x 37 x 25 cm | 0.17 m³ | 9.5 Kg [Electric kit]

Weight: Total Gross - 26.5 Kg | Total Net - 15 Kg

SELECT FROM FOLLOWING

DIMMING SYSTEM

LED 0-10V or DALI

LIGHT SOURCE TEMPERATURE

Available 2.700K, 3.000K or 4.000K

RECOMMENDED WOOD VENEER FINISHES

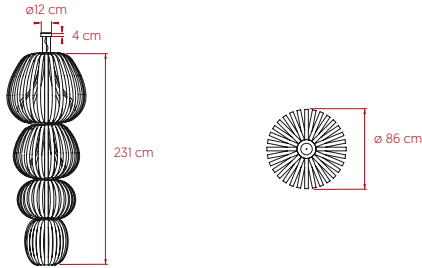
-  20 - Ivory White
-  21 - Natural Cherry
-  22 - Natural Beech

TOTEM

by Burkhard Dämmer & Mariví Calvo

Medium Suspension - LED **lzf**

SIZE



REFERENCES

TOT4 S LED DIM0-10V
TOT4 S LED DIMDALI



COMPONENTS

Wood Veneer Shade

Nickel Metal Canopy: \varnothing 12 cm

3 Steel Cables: 2.5 m

Transparent Electrical Cable: 2.5 m

LIGHT SOURCE

120 - 277V: Dimmable LED 0-10V or DALI

Class I

Driver: 1 x Constant Current 900 mA
Integrated LED: Lineal 5.5 W
3,000K, CRI>90, 90 W, 50-60Hz, 2,513 lm*
Energy Class E

LED Position in Fixture

*Measurements obtained by theoretical calculations at LZf using Ivory White shades & recommended bulbs. Veneer Ref: 20 Ivory White.

PACKAGING

Box Size:

Box 1: 101 x 101 x 84 cm | 0.86 m³ | 10.9 Kg [Popy SG Shade]

Box 2: 76 x 76 x 69 cm | 0.40 m³ | 7.1 Kg [Popy SM Shade]

Box 3: 66 x 66 x 52 cm | 0.23 m³ | 5.9 Kg [Popy SP Shade]

Box 4: 51 x 51 x 62 cm | 0.16 m³ | 4 Kg [Pod SP Shade]

Box 5: 182 x 37 x 25 cm | 0.17 m³ | 10.4 Kg [Electric kit]

Weight: Total Gross - 38.3 Kg | Total Net - 22 Kg

SELECT FROM FOLLOWING

DIMMING SYSTEM

LED 0-10V or DALI

LIGHT SOURCE TEMPERATURE

Available 2.700K, 3.000K or 4.000K

RECOMMENDED WOOD VENEER FINISHES

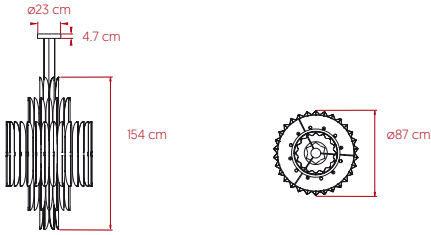
- 20 - Ivory White
- 21 - Natural Cherry
- 22 - Natural Beech

VOLIERE

by Bodo Sperlein

Suspension **lzf**

SIZE



REFERENCES

VOLR S GD

COMPONENTS

Wood Veneer Shade

Gold Metal Structure

Gold Metal Canopy: $\text{\O}23$ cm

3 Steel Cables: 5 m

Gold Cloth cord Electrical Cable: 5 m

LIGHT SOURCE

Class I



220 - 250V: Dimmable

Recommended Bulbs - Included

E14 Lamp Holder - 14 LED Candle DIM 7W, 2.800K, Energy Class A*

E27 Lamp Holder - 2 LED Globe DIM 11W, 3.000K, Energy Class F
8.780 lm*

*Measurements obtained by theoretical calculations at LZf using Ivory White shades & recommended bulbs. Veneer Ref: 23 Natural White.

PACKAGING

Box 1: 76 x 76 x 77 cm | 0.44 m³ | 19 Kg

Box 2: 76 x 76 x 77 cm | 0.44 m³ | 15.7 Kg

Weight: Total Gross - 34.7 Kg | Total Net - 18 Kg



SELECT FROM FOLLOWING

WOOD VENEER & METAL FINISHES COMBINATIONS

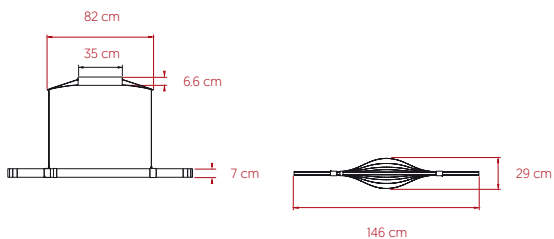
Wood Veneer Metal
● 23 - Natural White with ● GD - Gold

WOODSTRAPS

by Summumstudio

Suspension - LED **lzf**

SIZE



REFERENCES

WSTR S LED DIM0-10V
WSTR S LED DIMDALI



COMPONENTS

Wood Veneer Shade

Metal Structure

Black Metal Canopy: 60 x 4 x 6.6 cm

2 Electrified Cables: 2.5 m

LIGHT SOURCE

Class I



120 - 277V: Dimmable LED 0-10V or DALI

Driver: 1 x Constant Current 1.100 mA

Integrated LED: Led Strip

3.000K, CRI>90, 30 W, 50-60Hz, 375 lm*

LED Position in Fixture



*Measurements obtained by photometric laboratory tests using natural cherry shades. Veneer Ref: 21 Natural Cherry.

SELECT FROM FOLLOWING

WOOD VENEER FINISH

● 21 - Natural Cherry

PACKAGING

SUSPENSION PANELS

A-Z	PAGE
-----	------

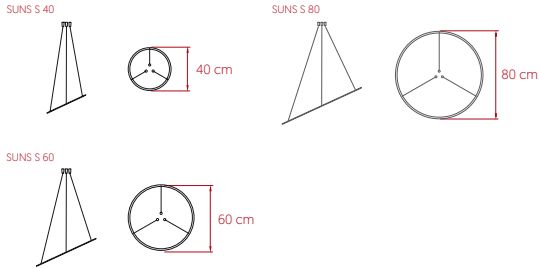
Suns	73
------	----

SUNS

by Mikiya Kobayashi

Decorative Panel **lzf**

SIZE



REFERENCES

SUNS S 40
SUNS S 60
SUNS S 80



COMPONENTS

Wood Veneer Panel

Black Metal Structure

3 Black Steel Cables: 2.5 m

THIS FIXTURE IS NOT ELECTRIFIED AND CONTAINS NO LIGHT SOURCE

"Suns are innovative decorative circular panels that can be installed at different angles and that break up sound and interact with light. Do not contain light source"

PACKAGING

SUNS S 40: Box Size: 52 x 52 x 8 cm | Box Volume: 0.02 m³
Weight: Gross - 2 Kg | Net - 1.8 Kg

SUNS S 60: Box Size: 73 x 73 x 9 cm | Box Volume: 0.05 m³
Weight: Gross - 2.5 Kg | Net - 2.2 Kg

SUNS S 80: Box Size: 93 x 93 x 9 cm | Box Volume: 0.08 m³
Weight: Gross - 3 Kg | Net - 2.7 Kg

SELECT FROM FOLLOWING

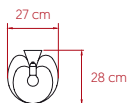
WOOD VENEER FINISH

● 20 - Ivory White

TABLE LAMPS

A-Z	PAGE
Air	76
Asap	77
Chou	78
Eris	79
I-Club	80
Kactos	81
Lola	82
Omma 1 Leaf	83
Ozca	84
Piknik	85
Thesis	86
Tiny	87

SIZE



REFERENCES

AIR MG

COMPONENTS

Wood Veneer Shade

Chrome Metal Base

Transparent Electrical Cable with Dimming Switch: 145 cm

LIGHT SOURCE

Class II  

120V

Recommended Bulb - Not Included

E12 Lamp Holder

LED Mini Globe 5.5 W, 329 lm*











Energy Class B

*Measurements obtained by theoretical calculations at LZF using ivory white shades & recommended bulbs. Veneer Ref: 20 Ivory White.



SELECT FROM FOLLOWING

WOOD VENEER FINISHES

-  20 - Ivory White
-  21 - Natural Cherry
-  22 - Natural Beech
-  24 - Yellow
-  25 - Orange
-  29 - Grey
-  26 - Red
-  33 - Pale Rose
-  28 - Blue
-  34 - Sea Blue

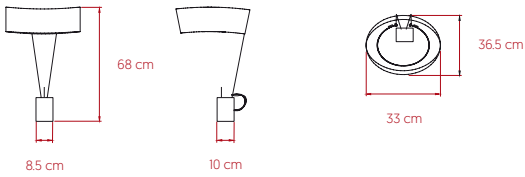
PACKAGING

Box Size: 54 x 36 x 36 cm

Box Volume: 0.07 m³

Weight: Gross - 1.3 Kg | Net - 0.7 Kg

SIZE



REFERENCES

ASAP M1 LED

COMPONENTS

Wood Veneer Shade

Cooper Rod

3D Printed Terracotta Base

Touch on/off Dimming Rod

Black Electrical Cable: 145 cm

Each piece is numbered and signed by the artist


LIGHT SOURCE

Class II  

230V: Dimmable

Driver: 1 x Constant Voltage 24V

Integrated LED: Led Strip
3,000K, CRI>90, 10 W, 50-60Hz, 600 lm*
Energy Class F

LED Position in Fixture 

*Measurements obtained by photometric test at LZf using natural white shades & recommended bulbs. Veneer Ref: 23 Natural White.

PACKAGING






SELECT FROM FOLLOWING

LIGHT SOURCE TEMPERATURE

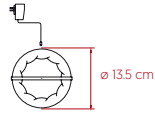
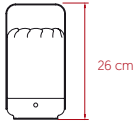
Available 2.700K, 3.000K or 4.000K

WOOD VENEER FINISHES

-  21 - Natural Cherry
-  22 - Natural Beech

-  23 - Natural White

SIZE



REFERENCES

CHOU MN LED



COMPONENTS

Wood Veneer Shade

Matte Satin Acrylic Diffuser

Black Metal Base & Handle

Rechargeable Battery:
2.7-4.2V 5800 mAh - INR18650 29E
8 Hours Autonomy at 90% Power

IN CHARGE: USB Type C

On / Off Pulse Dimmer

SELECT FROM FOLLOWING

WOOD VENEER FINISHES

- 20 - Ivory White
- 21 - Natural Cherry
- 22 - Natural Beech
- 24 - Yellow
- 25 - Orange
- 26 - Red
- 28 - Blue
- 29 - Grey
- 33 - Pale Rose
- 34 - Sea Blue

LIGHT SOURCE

Class III

Integrated LED: SMD 1 W
2.700K, CRI 80, 4 W, 50.000 h, 315 lm*

LED Position in Fixture

*Measurements obtained by theoretical calculations at LZF using ivory white shades & recommended bulbs. Veneer Ref: 20 Ivory White.

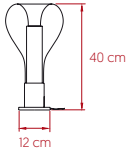
PACKAGING

Box Size: 19 x 19 x 35 cm

Box Volume: 0.01 m³

Weight: Gross - 1.5 Kg | Net - 0.62 Kg

SIZE



REFERENCES

ERIS M AL
ERIS M BK

COMPONENTS

Wood Veneer Shade

Hand Blown Glass: Borosilicate
Borosilicate glass is highly resistant to thermal shock

Metal Base

Black Electrical Cable with Dimming Switch: 145 cm

LIGHT SOURCE

Class II  

220 - 250V: Dimmable

Recommended Bulb - Included
GU10 Lamp Holder
LED DIM 3.7 W, 230 lm*
Energy Class A

*Measurements obtained by theoretical calculations at LZF using ivory white shades & recommended bulbs. Veneer Ref: 20 Ivory White.






PACKAGING

Box Size: 54 x 36 x 36 cm
Box Volume: 0.07 m³
Weight: Gross - 5 Kg | Net - 2 Kg



SELECT FROM FOLLOWING

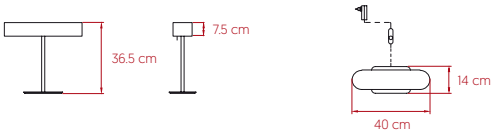
RECOMMENDED WOOD VENEER FINISHES

-  20 - Ivory White
-  21 - Natural Cherry
-  22 - Natural Beech
-  33 - Pale Rose
-  34 - Sea Blue

METAL STRUCTURE FINISHES

-  BK - Matte Black
-  AL - Aluminium

SIZE



REFERENCES

I M LED

COMPONENTS

Wood Veneer Shade

Matte Satin Acrylic Bottom & Upper Diffuser

Touch on/off Dimming Rod

Black Electrical Cable: 145 cm

Plug-in Driver


LIGHT SOURCE

Class II  

230V: Dimmable

Driver: 1 x CV 24V

Integrated LED: 4 x 0.35 m Strip 10 W/m
3,000K, CRI>90, 18 W, 50-60Hz, 524 lm*
Energy Class E

LED Position in Fixture 

*Measurements obtained by theoretical calculations at LZf using ivory white shades & recommended bulbs. Veneer Ref: 20 Ivory White.

PACKAGING

Box Size: 51 x 51 x 32 cm

Box Volume: 0.08 m³

Weight: Gross - 4 Kg | Net - 1.7 Kg



SELECT FROM FOLLOWING

LIGHT SOURCE TEMPERATURE

Available 2.700K, 3.000K or 4.000K

WOOD VENEER FINISHES

- 20 - Ivory White
- 21 - Natural Cherry
- 22 - Natural Beech
- 24 - Yellow
- 25 - Orange
- 26 - Red
- 28 - Blue
- 29 - Grey
- 33 - Pale Rose
- 34 - Sea Blue

KACTOS

by Ray Power

Table **lzf**

SIZE



REFERENCES

KTO M BK
KTO M WH

COMPONENTS

Wood Veneer Shade

Ceramic Base with Rubber Antislip Bottom

Acrylic Frame

Electrical Cable with Dimming Switch: 145 cm

LIGHT SOURCE

Class II  

220 - 250V: Dimmable

Recommended Bulb - Not Included
E27 Lamp Holder
LED Globe DIM 15W, 1.650 lm*
Energy Class F


*Measurements obtained by theoretical calculations at LZF using Ivory White shades & recommended bulbs. Veneer Ref: 20 Ivory White.

PACKAGING

Box Size: 40 x 40 x 46 cm

Box Volume: 0.074 m³

Weight: Gross - 4.2 Kg | Net - 2.2 Kg



SELECT FROM FOLLOWING

RECOMMENDED WOOD VENEER FINISHES

- 20 - Ivory White
- 21 - Natural Cherry
- 22 - Natural Beech
- 26 - Red
- 28 - Blue
- 29 - Grey
- 33 - Pale Rose
- 34 - Sea Blue

CERAMIC BASE, ACRYLIC FRAME & CABLE FINISHES

- BK - Matte Black / Black Frame & Black Cable
- WH - Matte White / White Frame & White Cable

SIZE



REFERENCES

LOLA MM BK
LOLA MM GD
LOLA MM IV



COMPONENTS

Wood Veneer Shade

Transparent Acrylic Frame

Metal Foot & Base

Black Electrical Cable with Dimming Switch: 155 cm

LIGHT SOURCE

Class II  

220 - 250V: Dimmable

Recommended Bulb - Not Included
E27 Lamp Holder
LED Globe DIM 12 W, 729 lm*
Energy Class E

*Measurements obtained by theoretical calculations at LZF using ivory white shades & recommended bulbs. Veneer Ref: 20 Ivory White.


SELECT FROM FOLLOWING

WOOD VENEER FINISHES

 20 - Ivory White

 22 - Natural Beech

METAL FINISHES

 BK - Matte Black

 GD - Gold

 IV - Matte Ivory

PACKAGING

Box Size: 51 x 51 x 53 cm

Box Volume: 0.14 m³

Weight: Gross - 5.4 Kg | Net - 2.4 Kg

OMMA 1 LEAF

by Eli Gutiérrez

Table - LED **lzf**

SIZE



REFERENCES

OM M1 BK LED
OM M1 GD LED



COMPONENTS

Wood Veneer Shade

Metal Stem & Structure

Black Electrical Cable with Dimming Switch: 145 cm

Plug-in Driver

LIGHT SOURCE

Class II  


230V: Dimmable

Driver: 1 x Constant Voltage 24V

Integrated LED: 1 x Lineal 9 W

3,000K, CRI>90, 8 W, 50-60Hz, 720 lm*

Energy Class F

LED Position in Fixture 


*Measurements obtained by photometric test at LZf using natural white shades & recommended bulbs. Veneer Ref: 23 Natural White.


SELECT FROM FOLLOWING


LIGHT SOURCE TEMPERATURE

Available **2.700K, 3.000K or 4.000K**


WOOD VENEER FINISHES

 **21** - Natural Cherry

 **22** - Natural Beech

 **23** - Natural White

METAL STRUCTURE

 **BK** - Matte Black

 **GD** - Gold

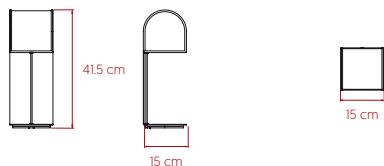
PACKAGING

Box Size: 50 x 50 x 30 cm

Box Volume: 0.08 m³

Weight: Gross - 7.5 Kg | Net - 3.8 Kg

SIZE



REFERENCES

OSC M EG
 OSC M EG DIM
 OSC M IV
 OSC M IV DIM

COMPONENTS

Wood Veneer Shade

Metal Structure

Textile Electrical Cable with Switch: 145 cm

Textile Electrical Cable with Dimming Switch: 145 cm [DIM ref.]

LIGHT SOURCE

Class II  

230V

Recommended Bulb - Not Included

G9 Lamp Holder

LED DIM 3.5W, 1.780 lm*

Energy Class E

*Measurements obtained by theoretical calculations at LZf using Ivory White shades & recommended bulbs. Veneer Ref: 23 Natural White.

** Remember to use a dimming bulb, if you order the lamp with a dimming switch

PACKAGING

Box Size: 19 x 19 x 53 cm

Box Volume: 0.018 m³

Weight: Gross - 3 Kg | Net - 2.2 Kg







SELECT FROM FOLLOWING

DIMMING SYSTEM

With or without **Dimming Switch****

WOOD VENEER & METAL FINISHES COMBINATIONS

Wood Veneer		Metal
 23 - Natural White	with	 EG - Earl Grey
 33 - Pale Rose	with	 IV - Ivory White

SIZE



REFERENCES

PKNK M LED

COMPONENTS

Wood Veneer Shade

Matte Satin Acrylic Diffuser

Black Metal Base & Handle

Rechargeable Battery:
2.7-4.2V 5800 mAh - INR18650 29E
8 Hours Autonomy at 90% Power

IN CHARGE: USB Type C

On / Off Pulse Dimmer

LIGHT SOURCE

Class III

Integrated LED: SMD 1 W
2.700K, CRI 80, 4 W, 50.000 h, 315 lm*

LED Position in Fixture

*Measurements obtained by theoretical calculations at LZF using ivory white shades & recommended bulbs. Veneer Ref: 20 Ivory White.

PACKAGING



SELECT FROM FOLLOWING

WOOD VENEER FINISHES

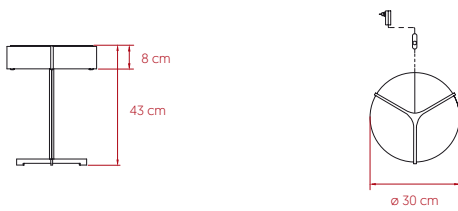
- 20 - Ivory White
- 21 - Natural Cherry
- 22 - Natural Beech
- 24 - Yellow
- 25 - Orange
- 26 - Red
- 28 - Blue
- 29 - Grey
- 33 - Pale Rose
- 34 - Sea Blue

THESIS

by Ramón Esteve Studio

Table - LED **lzf**

SIZE



REFERENCES

THES M BK LED
THES M IV LED



COMPONENTS

Wood Veneer Shade

Metal Tripod, Stem & Structure

Black Electrical Cable with Dimming Switch: 145 cm

LIGHT SOURCE

Class II  


230V: Dimmable

Driver: 1 x Constant Voltage 24V

Integrated LED: 3 x Strip 24V

3,000K, CRI>90, 9 W, 50-60Hz, 361 lm*

Energy Class F

LED Position in Fixture 

*Measurements obtained by theoretical calculations at LZF using ivory white shades & recommended bulbs. Veneer Ref: 20 Ivory White.

SELECT FROM FOLLOWING

LIGHT SOURCE TEMPERATURE

Available 2.700K, 3.000K or 4.000K

WOOD VENEER FINISHES

20 - Ivory White

METAL STRUCTURE

BK - Matte Black

IV - Matte Ivory

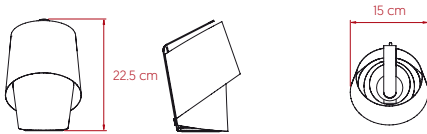
PACKAGING

Box Size: 41 x 41 x 48 cm

Box Volume: 0.08 m³

Weight: Gross - 3.5 Kg | Net - 1.2 Kg

SIZE



REFERENCES

TINY M
TINY M DIM

COMPONENTS

Wood Veneer Shade

Black Metal Base & Handle

Black Electrical Cable with Switch: 145 cm

Black Electrical Cable with Dimming Switch: 145 cm [DIM ref.]

LIGHT SOURCE

Class II  

220 - 250V

Recommended Bulb - Not Included
E14 Lamp Holder
LED Mini Globe DIM 5W, 470 lm*
Energy Class A*

*Measurements obtained by theoretical calculations at LZF using Ivory White shades & recommended bulbs. Veneer Ref: 20 Ivory White.

** Remember to use a dimming bulb, if you order the lamp with a dimming switch

PACKAGING

Box Size: 19 x 19 x 35 cm

Box Volume: 0.02 m³

Weight: Gross - 1 Kg | Net - 0.7 Kg













SELECT FROM FOLLOWING

DIMMING SYSTEM

With or without **Dimming Switch****

WOOD VENEER FINISHES

- | | |
|--|--|
|  20 - Ivory White |  22 - Natural Beech |
|  21 - Natural Cherry | |
|  24 - Yellow |  29 - Grey |
|  25 - Orange |  33 - Pale Rose |
|  26 - Red |  34 - Sea Blue |
|  28 - Blue | |

FLOOR LAMPS

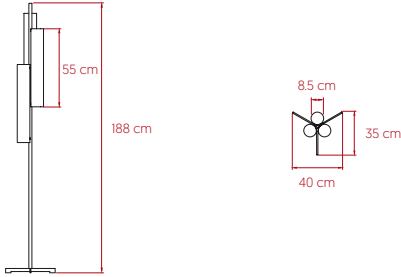
A-Z	PAGE
Black Note Triplet	90
Estela	91
Link	92
Lola	93
Omnia	94
Thesis	95

BLACK NOTE TRIPLET

by Ramón Esteve Studio

Floor - LED **lzf**

SIZE



REFERENCES

BKNT TR P BK LED
BKNT TR P GD LED



COMPONENTS

Wood Veneer Shade

Metal Stem & Base

Black Electrical Cable with Dimming Switch: 185 cm

LIGHT SOURCE

Class II  


230V: Dimmable

Driver: 1 x Constant Voltage 24V

Integrated LED: 3 x Strip 24W

3,000K, CRI>90, 25 W, 50-60Hz, 965 lm*

Energy Class G

LED Position in Fixture 


*Measurements obtained by theoretical calculations at LZf using ivory white shades & recommended bulbs. Veneer Ref: 20 Ivory White.


SELECT FROM FOLLOWING


LIGHT SOURCE TEMPERATURE

Available **2.700K**, **3.000K** or **4.000K**


WOOD VENEER FINISHES

 20 - Ivory White

 21 - Natural Cherry

 22 - Natural Beech

METAL FINISHES

 BK - Matte Black

 GD - Gold

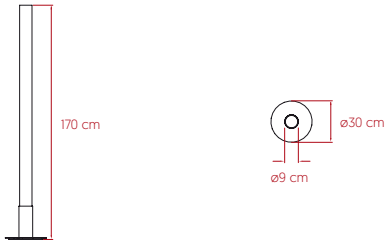
PACKAGING

Box Size: 191 x 46 x 16 cm

Box Volume: 0.14 m³

Weight: Gross - 8 Kg | Net - 4 Kg

SIZE



REFERENCES

ESTE PI70 LED



COMPONENTS

Wood Veneer Shade

MatteSatin Acrylic Diffuser

Hand Blown Glass: Borosilicate
Borosilicate glass is highly resistant to thermal shock

Black Metal Base

Black Electrical Cable with Dimming Switch: 185 cm

LIGHT SOURCE

Class II  


220 - 250V: Dimmable

Driver: 1 x Constant Voltage 48V

Integrated LED: Led Strip

3.000K, CRI>90, 40 W, 50-60Hz, 1.780 lm*

Energy Class F

LED Position in Fixture 

*Measurements obtained by theoretical calculations at LZF using ivory white shades & recommended bulbs. Veneer Ref: 20 Ivory White.

PACKAGING

Box 1: 41 x 41 x 32 cm | 0.05 m³ | 5.9 Kg [Base]

Box 2: 174 x 21.5 x 24 cm | 0.09 m³ | 6.2 Kg [Shade]


Weight: Total Gross - 12.1 Kg | Total Net - 6.1 Kg


SELECT FROM FOLLOWING


LIGHT SOURCE TEMPERATURE

Available **2.700K**, **3.000K** or **4.000K**


WOOD VENEER FINISHES

 **20** - Ivory White

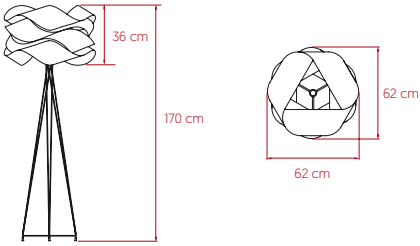
 **21** - Natural Cherry

 **22** - Natural Beech

 **33** - Pale Rose

 **34** - Sea Blue

SIZE



REFERENCES

LK P

COMPONENTS

Wood Veneer Shade

Nickel Metal Base

Black Metal Tripod

Transparent Electrical Cable with Dimming Switch: 185 cm

LIGHT SOURCE

Class II

220 - 250V: Dimmable

Recommended Bulb - Not Included

E27 Lamp Holder

LED Globe DIM 12 W, 960 lm*

Energy Class E

*Measurements obtained by theoretical calculations at LZf using ivory white shades & recommended bulbs. Veneer Ref: 20 Ivory White.



SELECT FROM FOLLOWING

WOOD VENEER FINISHES

- 20 - Ivory White
- 21 - Natural Cherry
- 22 - Natural Beech
- 24 - Yellow
- 29 - Grey
- 25 - Orange
- 33 - Pale Rose
- 26 - Red
- 34 - Sea Blue
- 28 - Blue

PACKAGING

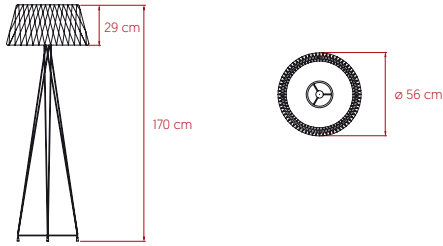
Box Size:

Box 1: 65 x 65 x 49 cm | 0.21 m³ | 2.4 Kg [Shade]

Box 2: 160 x 10 x 10 cm | 0.02 m³ | 2.5 Kg [Foot]

Weight: Gross - 4.9 Kg | Net - 3.1 Kg

SIZE



REFERENCES

LOLA P BK
LOLA P GD
LOLA P IV
LOLA P NI

COMPONENTS

Wood Veneer Shade

Transparent Acrylic Frame

Metal Base

Electrical Cable with Dimming Switch: 185 cm

LIGHT SOURCE

Class II  

220 - 250V: Dimmable

Recommended Bulb - Not Included
E27 Lamp Holder
LED Globe DIM 12 W, 845 lm*
Energy Class E

*Measurements obtained by theoretical calculations at LZf using ivory white shades & recommended bulbs. Veneer Ref: 20 Ivory White.


PACKAGING

Box Size:

Box 1: 159 x 52 x 52 cm | 0.43 m³ | 7.4 Kg (Tripod Stand)

Box 2: 66 x 66 x 42 cm | 0.18 m³ | 5.5 Kg (Shade)


Weight: Gross - 13 Kg | Net - 4.1 Kg




SELECT FROM FOLLOWING

WOOD VENEER FINISHES

 20 - Ivory White


 22 - Natural Beech

METAL & CABLE FINISHES

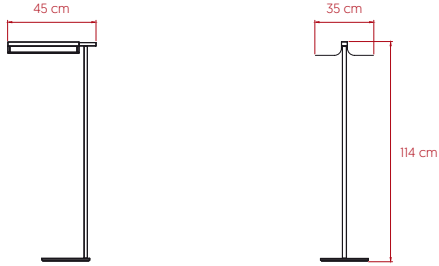
 BK - Matte Black & Black Cable

 IV - Ivory White & Black Cable

 NI - Matte Nickel & Black Cable

 GD - Gold & Gold Cable

SIZE



REFERENCES

OM P BK LED
OM P GD LED



COMPONENTS

Wood Veneer Shade

Metal Stem & Base

Black Electrical Cable with Dimming Switch: 185 cm

LIGHT SOURCE

Class II  


230V: Dimmable

Driver: 1 x Constant Voltage 24V

Integrated LED: 1 x Lineal 15 W

3,000K, CRI>90, 9 W, 50-60Hz, 960 lm*

Energy Class F

LED Position in Fixture 


*Measurements obtained by photometric test at LZf using natural white shades & recommended bulbs. Veneer Ref: 23 Natural White.


SELECT FROM FOLLOWING


LIGHT SOURCE TEMPERATURE

Available 2.700K, 3.000K or 4.000K


WOOD VENEER FINISHES

 21 - Natural Cherry

 22 - Natural Beech

 23 - Natural White

METAL STRUCTURE

 BK - Matte Black

 GD - Gold

PACKAGING

Box Size: 162 x 55 x 17 cm

Box Volume: 0.15 m³

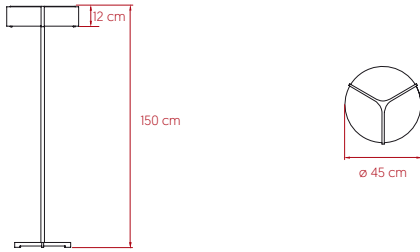
Weight: Gross - 10.8 Kg | Net - 5.9 Kg

THESIS

by Ramón Esteve Studio

Floor - LED **lzf**

SIZE



REFERENCES

THES P 150 BK LED
THES P 150 IV LED



COMPONENTS

Wood Veneer Shade

Metal Tripod, Stem & Base

Black Electrical Cable with Dimming Switch: 185 cm

LIGHT SOURCE

Class II  


230V: Dimmable

Driver: 1 x Constant Voltage 24V

Integrated LED: 9 x Strip 24V

3,000K, CRI>90, 25 W, 50-60Hz, 1.084 lm*

Energy Class F

LED Position in Fixture 

*Measurements obtained by theoretical calculations at LZf using ivory white shades & recommended bulbs. Veneer Ref: 20 Ivory White.

SELECT FROM FOLLOWING


LIGHT SOURCE TEMPERATURE

Available 2.700K, 3.000K or 4.000K

WOOD VENEER FINISHES

 20 - Ivory White

METAL STRUCTURE

 BK - Matte Black

 IV - Matte Ivory

 NI - Matte Nickel

 GD - Gold

PACKAGING

Box Size: 162 x 59 x 56 cm - Wood crated for transport

Box Volume: 0.53 m³

Weight: Gross - 18.1 Kg | Net - 3.8 Kg

WALL LAMPS

A-Z	PAGE
Air	98
Black Note	99
Candela	100
Gea	101
Gujjarro	107
I-Club	113
Lens	115
Lola	118
Omma	119
Orbit	120
Thesis	121
Woodstraps	123

SIZE



REFERENCES

AIR A



COMPONENTS

Wood Veneer Shade

White Metal Back Plate

LIGHT SOURCE

Class I



220 - 250V

Recommended Bulb - Not Included

E14 Lamp Holder

LED Mini Globe 5.5 W, 329 lm*

Energy Class B

LED Position in Fixture

*Measurements obtained by theoretical calculations at LZF using ivory white shades & recommended bulbs. Veneer Ref: 20 Ivory White.

SELECT FROM FOLLOWING

WOOD VENEER FINISHES

- | | |
|---------------------|--------------------|
| 20 - Ivory White | 22 - Natural Beech |
| 21 - Natural Cherry | |
| 24 - Yellow | 29 - Grey |
| 25 - Orange | 33 - Pale Rose |
| 26 - Red | 34 - Sea Blue |
| 28 - Blue | |

PACKAGING

Box Size: 42 x 30 x 27 cm

Box Volume: 0.03 m³

Weight: Gross - 1.3 Kg | Net - 0.3 Kg

BLACK NOTE DUPLET

by Ramón Esteve Studio

Wall - LED **lzf**

SIZE



REFERENCES

BKNT DU A BK LED DIM0-10V
BKNT DU A GD LED DIM0-10V



COMPONENTS

Wood Veneer Shade

Metal Structure


Metal Back Plate

LIGHT SOURCE

Class I 

120 - 277V: Dimmable LED 0-10V

Driver: 1 x Constant Current 250 mA
Integrated LED: 2 x Lineal 15 W
3,000K, CRI>90, 10 W, 50-60Hz, 342 lm*
Energy Class F

LED Position in Fixture 


*Measurements obtained by photometric laboratory tests using ivory white shades. Veneer Ref: 20 Ivory White.

SELECT FROM FOLLOWING

LIGHT SOURCE TEMPERATURE

Available 2.700K, 3.000K or 4.000K

WOOD VENEER FINISHES

-  20 - Ivory White
-  21 - Natural Cherry
-  22 - Natural Beech

METAL STRUCTURE FINISHES

-  BK - Matte Black
-  GD - Gold

PACKAGING

Box Size: 37 x 33 x 8 cm

Box Volume: 0.01 m³

Weight: Gross - 2.3 Kg | Net - 1.3 Kg

CANDELA

by Candela Cort

Wall **lzf**

SIZE



ø ~ 35 - 55 cm

REFERENCES

CAND A

COMPONENTS

Multicolor Wood Veneer Shade

Matte Satin Acrylic Frontal Diffuser

Metal Back Plate

Each piece is numbered and signed by the artist

LIGHT SOURCE

Class I



120V

Recommended Bulb - Included


GX53 Lamp Holder

LED Slim Lamp 7 W, 520 lm*

Energy Class F

*Measurements obtained by theoretical calculations at LZF.

PACKAGING



SELECT FROM FOLLOWING

HOW TO BUY

In our web page, where you will be able to see what versions of Candela are available.

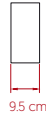
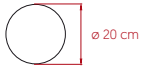
Use the "ask for quote" button to select your fixture, and wait for your order confirmation.

GEA G20

by Mariví Calvo

Small & Ceiling Wall **lzf**

SIZE



REFERENCES

G20 A

COMPONENTS

Wood Veneer Shade

Matte Satin Acrylic Frontal Diffuser

Metal Back Plate

LIGHT SOURCE

Class I



220 - 250V

Recommended Bulb - Not Included
GX53 Lamp Holder
LED Slim Lamp 7 W, 210 lm*
Energy Class F

*Measurements obtained by theoretical calculations at LZF using ivory white shades & recommended bulbs. Veneer Ref: 20 Ivory White.

PACKAGING

Box Size: 24 x 24 x 42 cm

Box Volume: 0.02 m³

Weight: Gross - 1.7 Kg | Net - 0.6 Kg



SELECT FROM FOLLOWING

WOOD VENEER FINISHES

- 20 - Ivory White
- 21 - Natural Cherry
- 22 - Natural Beech
- 24 - Yellow
- 25 - Orange
- 26 - Red
- 28 - Blue
- 29 - Grey
- 33 - Pale Rose
- 34 - Sea Blue

GEA G20

by Mariví Calvo

Small Wall & Ceiling - LED **lzf**

SIZE



REFERENCES

G20 A LED DIM0-10V

COMPONENTS

Wood Veneer Shade

Matte Satin Acrylic Frontal Diffuser

Metal Back Plate

LIGHT SOURCE

Class I



120 - 277V: Dimmable LED **0-10V**

Driver: Constant Current 250 mA
Integrated LED: 1 x Corona 12 W
3.000K, CRI>90, 12 W, 50-60Hz, 659 lm*

LED Position in Fixture

*Measurements obtained by photometric laboratory tests using ivory white shades. Veneer Ref: 20 Ivory White.

PACKAGING

Box Size: 24 x 24 x 42 cm

Box Volume: 0.02 m³

Weight: Gross - 1.5 Kg | Net - 1 Kg



SELECT FROM FOLLOWING

LIGHT SOURCE TEMPERATURE

Available **2.700K**, **3.000K** or **4.000K**

WOOD VENEER FINISHES

20 - Ivory White

21 - Natural Cherry

22 - Natural Beech

24 - Yellow

25 - Orange

26 - Red

28 - Blue

29 - Grey

33 - Pale Rose

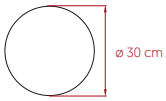
34 - Sea Blue

GEA G30

by Mariví Calvo

Medium & Ceiling Wall **lzf**

SIZE



REFERENCES

G30 A

COMPONENTS

Wood Veneer Shade

Matte Satin Acrylic Frontal Diffuser

Metal Back Plate

LIGHT SOURCE

Class I



220 - 250V

Recommended Bulb - Not Included
GX53 Lamp Holder
LED Slim Lamp 7 W, 210 lm*
Energy Class F


*Measurements obtained by theoretical calculations at LZF using ivory white shades & recommended bulbs. Veneer Ref: 20 Ivory White.

PACKAGING

Box Size: 41 x 41 x 27 cm

Box Volume: 0.05 m³

Weight: Gross - 2.4 Kg | Net - 0.9 Kg



SELECT FROM FOLLOWING

WOOD VENEER FINISHES

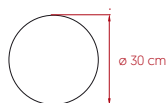
- 20 - Ivory White
- 21 - Natural Cherry
- 22 - Natural Beech
- 24 - Yellow
- 25 - Orange
- 26 - Red
- 28 - Blue
- 29 - Grey
- 33 - Pale Rose
- 34 - Sea Blue

GEA G30

by Mariví Calvo

Medium Wall & Ceiling - LED **lzf**

SIZE



REFERENCES

G30 A LED DIM0-10V



COMPONENTS

Wood Veneer Shade

Matte Satin Acrylic Frontal Diffuser

Metal Back Plate

LIGHT SOURCE

Class I

120 - 277V: Dimmable LED 0-10V

Driver: Constant Current 500 mA
Integrated LED: 1 x Corona 46.2 W
3,000K, CRI>90, 17 W, 50-60Hz, 1.044 lm*
Energy Class F

LED Position in Fixture

*Measurements obtained by photometric laboratory tests using ivory white shades. Veneer Ref: 20 Ivory White.

SELECT FROM FOLLOWING

LIGHT SOURCE TEMPERATURE

Available 2.700K, 3.000K or 4.000K

WOOD VENEER FINISHES

- | | |
|---------------------|----------------|
| 20 - Ivory White | 26 - Red |
| 21 - Natural Cherry | 28 - Blue |
| 22 - Natural Beech | 29 - Grey |
| 24 - Yellow | 33 - Pale Rose |
| 25 - Orange | 34 - Sea Blue |

PACKAGING

Box Size: 41 x 41 x 27 cm

Box Volume: 0.05 m³

Weight: Gross - 3.1 Kg | Net - 1.9 Kg

GEA G42

by Mariví Calvo

SIZE



REFERENCES

G42 A

COMPONENTS

Wood Veneer Shade

Matte Satin Acrylic Frontal Diffuser

Metal Back Plate

LIGHT SOURCE

Class I



220 - 250V

Recommended Bulb - Not Included
GX53 Lamp Holder
LED Slim Lamp 7 W, 210 lm*
Energy Class F

*Measurements obtained by theoretical calculations at LZF using ivory white shades & recommended bulbs. Veneer Ref: 20 Ivory White.

PACKAGING

Box Size: 51 x 51 x 32 cm

Box Volume: 0.08 m³

Weight: Gross - 4.6 Kg | Net - 1.8 Kg



SELECT FROM FOLLOWING

WOOD VENEER FINISHES


- 20 - Ivory White
- 21 - Natural Cherry
- 22 - Natural Beech
- 24 - Yellow
- 25 - Orange
- 26 - Red
- 28 - Blue
- 29 - Grey
- 33 - Pale Rose
- 34 - Sea Blue

GEA G42

by Mariví Calvo

Large Wall & Ceiling - LED **lzf**

SIZE



REFERENCES

G42 A LED DIM0-10V

COMPONENTS

Wood Veneer Shade

Matte Satin Acrylic Frontal Diffuser

Metal Back Plate

LIGHT SOURCE

Class I



120 - 277V: Dimmable LED 0-10V

Driver: Constant Current 500 mA

Integrated LED: 1 x Corona 46.2 W

3,000K, CRI>90, 23 W, 50-60Hz, 1.392 lm*

Energy Class F

LED Position in Fixture



*Measurements obtained by photometric laboratory tests using ivory white shades. Veneer Ref: 20 Ivory White.

SELECT FROM FOLLOWING

LIGHT SOURCE TEMPERATURE

Available 2.700K, 3.000K or 4.000K

WOOD VENEER FINISHES

20 - Ivory White

21 - Natural Cherry

22 - Natural Beech

24 - Yellow

25 - Orange

26 - Red

28 - Blue

29 - Grey

33 - Pale Rose

34 - Sea Blue



PACKAGING

Box Size: 51 x 51 x 32 cm

Box Volume: 0.08 m³

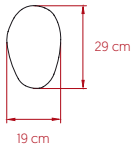
Weight: Gross - 3.6 Kg | Net - 2.3 Kg

GUIJARRO G2

by Mariví Calvo

Small & Ceiling Wall **lzf**

SIZE



REFERENCES

G2 A

COMPONENTS

Wood Veneer Shade

Matte Satin Acrylic Frontal Diffuser

Metal Back Plate

LIGHT SOURCE

Class I



220 - 250V

Recommended Bulb - Not Included
GX53 Lamp Holder
LED Slim Lamp 7 W, 210 lm*
Energy Class F

*Measurements obtained by theoretical calculations at LZF using ivory white shades & recommended bulbs. Veneer Ref: 20 Ivory White.

PACKAGING

Box Size: 24 x 24 x 42 cm

Box Volume: 0.02 m³

Weight: Gross - 1.2 Kg | Net - 0.6 Kg



SELECT FROM FOLLOWING

WOOD VENEER FINISHES

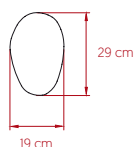
- 20 - Ivory White
- 21 - Natural Cherry
- 22 - Natural Beech
- 24 - Yellow
- 25 - Orange
- 26 - Red
- 28 - Blue
- 29 - Grey
- 33 - Pale Rose
- 34 - Sea Blue

GUIJARRO G2

by Mariví Calvo

Small Wall & Ceiling - LED **lzf**

SIZE



REFERENCES

G2 A LED DIM0-10V



COMPONENTS

Wood Veneer Shade

Matte Satin Acrylic Frontal Diffuser

Metal Back Plate

LIGHT SOURCE

Class I



120 - 277V: Dimmable LED 0-10V

Driver: Constant Current 250 mA

Integrated LED: 1 x Corona 12 W

3,000K, CRI>90, 12 W, 50-60Hz, 690 lm*

Energy Class F

LED Position in Fixture

*Measurements obtained by photometric laboratory tests using ivory white shades. Veneer Ref: 20 Ivory White.

SELECT FROM FOLLOWING

LIGHT SOURCE TEMPERATURE

Available 2.700K, 3.000K or 4.000K

WOOD VENEER FINISHES

20 - Ivory White

21 - Natural Cherry

22 - Natural Beech

24 - Yellow

25 - Orange

26 - Red

28 - Blue

29 - Grey

33 - Pale Rose

34 - Sea Blue

PACKAGING

Box Size: 41 x 41 x 32 cm

Box Volume: 0.05 m³


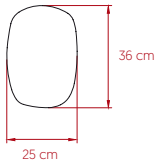
Weight: Gross - 2.8 Kg | Net - 1 Kg

GUIJARRO G5

by Mariví Calvo

Medium & Ceiling Wall **lzf**

SIZE



REFERENCES

G5 A

COMPONENTS

Wood Veneer Shade

Matte Satin Acrylic Frontal Diffuser

Metal Back Plate

LIGHT SOURCE

Class I



220 - 250V

Recommended Bulb - Not Included
GX53 Lamp Holder
LED Slim Lamp 7 W, 210 lm*
Energy Class F

*Measurements obtained by theoretical calculations at LZF using ivory white shades & recommended bulbs. Veneer Ref: 20 Ivory White.

PACKAGING

Box Size: 42 x 30 x 27 cm

Box Volume: 0.03 m³

Weight: Gross - 1.9 Kg | Net - 0.9 Kg



SELECT FROM FOLLOWING

WOOD VENEER FINISHES

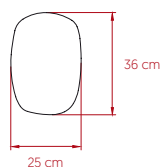
- 20 - Ivory White
- 21 - Natural Cherry
- 22 - Natural Beech
- 24 - Yellow
- 25 - Orange
- 26 - Red
- 28 - Blue
- 29 - Grey
- 33 - Pale Rose
- 34 - Sea Blue

GUIJARRO G5

by Mariví Calvo

Medium Wall & Ceiling - LED **lzf**

SIZE



REFERENCES

G5 A LED DIM0-10V

COMPONENTS

Wood Veneer Shade

Matte Satin Acrylic Frontal Diffuser

Metal Back Plate


LIGHT SOURCE

Class I



120 - 277V: Dimmable LED 0-10V

Driver: Constant Current 500 mA
Integrated LED: 1 x Corona 12 W
3,000K, CRI>90, 17 W, 50-60Hz, 1.252 lm*
Energy Class F

LED Position in Fixture 











*Measurements obtained by photometric laboratory tests using ivory white shades. Veneer Ref: 20 Ivory White.

SELECT FROM FOLLOWING

LIGHT SOURCE TEMPERATURE

Available 2.700K, 3.000K or 4.000K

WOOD VENEER FINISHES

- | | |
|---|---|
|  20 - Ivory White |  26 - Red |
|  21 - Natural Cherry |  28 - Blue |
|  22 - Natural Beech |  29 - Grey |
|  24 - Yellow |  33 - Pale Rose |
|  25 - Orange |  34 - Sea Blue |



PACKAGING

Box Size: 42 x 30 x 27 cm

Box Volume: 0.03 m³


Weight: Gross - 2.6 Kg | Net - 1.3 Kg

GUIJARRO G6

by Mariví Calvo

Large Wall & Ceiling **lzf**

SIZE



REFERENCES

G6 A

COMPONENTS

Wood Veneer Shade

Matte Satin Acrylic Frontal Diffuser

Metal Back Plate

LIGHT SOURCE

Class I



220 - 250V

Recommended Bulb - Not Included
GX53 Lamp Holder
LED Slim Lamp 7 W, 210 lm*
Energy Class F

*Measurements obtained by theoretical calculations at LZF using ivory white shades & recommended bulbs. Veneer Ref: 20 Ivory White.

PACKAGING

Box Size: 51 x 51 x 32 cm

Box Volume: 0.08 m³

Weight: Gross - 3.9 Kg | Net - 1.5 Kg



SELECT FROM FOLLOWING

WOOD VENEER FINISHES


- 20 - Ivory White
- 21 - Natural Cherry
- 22 - Natural Beech
- 24 - Yellow
- 25 - Orange
- 26 - Red
- 28 - Blue
- 29 - Grey
- 33 - Pale Rose
- 34 - Sea Blue

GUIJARRO G6

by Mariví Calvo

Large Wall & Ceiling - LED **lzf**

SIZE



REFERENCES

G6 A LED DIM0-10V



COMPONENTS

Wood Veneer Shade

Matte Satin Acrylic Frontal Diffuser

Metal Back Plate

LIGHT SOURCE

Class I **CE**

120 - 277V: Dimmable LED 0-10V

Driver: Constant Current 500 mA
Integrated LED: 1 x Corona 46.2 W
3,000K, CRI>90, 23 W, 50-60Hz, 1.457 lm*
Energy Class F

LED Position in Fixture

*Measurements obtained by photometric laboratory tests using ivory white shades. Veneer Ref: 20 Ivory White.

SELECT FROM FOLLOWING

LIGHT SOURCE TEMPERATURE

Available 2.700K, 3.000K or 4.000K

WOOD VENEER FINISHES

- | | |
|---------------------|----------------|
| 20 - Ivory White | 26 - Red |
| 21 - Natural Cherry | 28 - Blue |
| 22 - Natural Beech | 29 - Grey |
| 24 - Yellow | 33 - Pale Rose |
| 25 - Orange | 34 - Sea Blue |

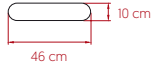
PACKAGING

Box Size: 51 x 51 x 32 cm

Box Volume: 0.08 m³

Weight: Gross - 3.6 Kg | Net - 2.3 Kg

SIZE



REFERENCES

I A LED DIM0-10V
I A LED DIMDALI

COMPONENTS

Wood Veneer Shade

Matte Satin Acrylic Bottom & Upper Diffuser

Metal Back Plate

LIGHT SOURCE

Class I



120 - 277V: Dimmable LED **0-10V** or **DALI**

Driver: 1 x Constant Current 500 mA
Integrated LED: 2 x Lineal 10.8 W
3,000K, CRI>90, 20 W, 50-60Hz, 737 lm*
Energy Class F

LED Position in Fixture


*Measurements obtained by theoretical calculations at LZf using ivory white shades & recommended bulbs. Veneer Ref: 20 Ivory White.

PACKAGING

Box Size: 50 x 30 x 22 cm

Box Volume: 0.03 m³

Weight: Gross - 3 Kg | Net - 1.1 Kg



SELECT FROM FOLLOWING

DIMMING SYSTEM

LED **0-10V** or **DALI**

LIGHT SOURCE TEMPERATURE

Available **2.700K**, **3.000K** or **4.000K**

WOOD VENEER FINISHES

- 20 - Ivory White
- 21 - Natural Cherry
- 22 - Natural Beech
- 24 - Yellow
- 25 - Orange
- 26 - Red
- 28 - Blue
- 29 - Grey
- 33 - Pale Rose
- 34 - Sea Blue

I-CLUB SLIM

by Burkhard Dämmer

Wall - LED **lzf**

SIZE



REFERENCES

I ASL LED DIMO-10V
I ASL LED DIMDALI

COMPONENTS

Wood Veneer Shade

Matte Satin Acrylic Bottom & Upper Diffuser

Metal Back Plate

LIGHT SOURCE

Class I



120 - 277V: Dimmable LED 0-10V or DALI

Driver: 2 x Constant Current 900 mA
Integrated LED: 8 x Lineal 10.8 W
3,000K, CRI>90, 60 W, 50-60Hz, 2.017 lm*
Energy Class F

LED Position in Fixture

*Measurements obtained by theoretical calculations at LZf using ivory white shades & recommended bulbs. Veneer Ref: 20 Ivory White.

PACKAGING

Box Size: 182 x 37 x 25 cm

Box Volume: 0.17 m³

Weight: Gross - 11.4 Kg | Net - 3.8 Kg



SELECT FROM FOLLOWING

DIMMING SYSTEM

LED 0-10V or DALI

LIGHT SOURCE TEMPERATURE

Available 2.700K, 3.000K or 4.000K

WOOD VENEER FINISHES

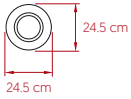
- | | |
|---------------------|--------------------|
| 20 - Ivory White | 22 - Natural Beech |
| 21 - Natural Cherry | |
| 24 - Yellow | 29 - Grey |
| 25 - Orange | 33 - Pale Rose |
| 26 - Red | 34 - Sea Blue |
| 28 - Blue | |

LENS CIRCULAR

by Mut Design

Wall - LED **lzf**

SIZE



REFERENCES

LENS CR A BK LED DIM0-10V
LENS CR A GD LED DIM0-10V
LENS CR A IV LED DIM0-10V



COMPONENTS

Wood Veneer Shade
Double layered wood veneer, colour facing out white facing in.

Central Mirror

Metal Ring

LIGHT SOURCE

Class I



120 - 277V: Dimmable LED 0-10V

Driver: 1 x Constant Voltage 24V

Integrated LED: 0.45 m x Strip 15 W/m
3,000K, CRI>90, 10 W, 50-60Hz, 172 lm*
Energy Class F

LED Position in Fixture

*Measurements obtained by theoretical calculations at LZF using ivory white shades & recommended bulbs. Veneer Ref: 20 Ivory White.

SELECT FROM FOLLOWING

LIGHT SOURCE TEMPERATURE

Available 2.700K, 3.000K or 4.000K

WOOD VENEER FINISHES

- 20 - Ivory White
- 21 - Natural Cherry
- 22 - Natural Beech
- 24 - Yellow
- 25 - Orange
- 26 - Red
- 28 - Blue
- 29 - Grey
- 33 - Pale Rose
- 34 - Sea Blue

METAL FINISHES

- BK - Matte Black
- GD - Gold
- IV - Ivory White

PACKAGING

Box Size: 37 x 33 x 8 cm

Box Volume: 0.01 m³

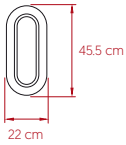
Weight: Gross - 4 Kg | Net - 1.2 Kg

LENS OVAL

by Mut Design

Wall - LED **lzf**

SIZE



REFERENCES

LENS OV A BK LED DIM0-10V
LENS OV A GD LED DIM0-10V
LENS OV A IV LED DIM0-10V



COMPONENTS

Wood Veneer Shade
Double layered wood veneer, colour facing out white facing in.

Central Mirror

Metal Ring

LIGHT SOURCE


Class I



120 - 277V: Dimmable LED 0-10V

Driver: 1 x Constant Voltage 24V

Integrated LED: 0.85 m x Strip 15 W/m
3,000K, CRI>90, 15 W, 50-60Hz, 325 lm*
Energy Class F

LED Position in Fixture 

*Measurements obtained by theoretical calculations at LZF using ivory white shades & recommended bulbs. Veneer Ref: 20 Ivory White.

SELECT FROM FOLLOWING

LIGHT SOURCE TEMPERATURE

Available 2.700K, 3.000K or 4.000K

WOOD VENEER FINISHES

- 20 - Ivory White
- 21 - Natural Cherry
- 22 - Natural Beech
- 24 - Yellow
- 25 - Orange
- 26 - Red
- 28 - Blue
- 29 - Grey
- 33 - Pale Rose
- 34 - Sea Blue

METAL FINISHES

- BK - Matte Black
- GD - Gold
- IV - Ivory White

PACKAGING

Box Size: 57 x 33 x 8 cm

Box Volume: 0.02 m³

Weight: Gross - 3 Kg | Net - 2.3 Kg

LENS SUPER OVAL

by Mut Design

Wall - LED **lzf**

SIZE



REFERENCES

LENS SOV A BK LED DIM0-10V
LENS SOV A GD LED DIM0-10V
LENS SOV A IV LED DIM0-10V



COMPONENTS

Wood Veneer Shade
Double layered wood veneer, colour facing out white facing in.

Central Mirror

Metal Ring

LIGHT SOURCE

Class I

120 - 277V: Dimmable LED 0-10V

Driver: 1 x Constant Voltage 24V

Integrated LED: 1.50 m x Strip 15 W/m
3,000K, CRI>90, 24 W, 50-60Hz, 573 lm*
Energy Class F

LED Position in Fixture

*Measurements obtained by theoretical calculations at LZF using ivory white shades & recommended bulbs. Veneer Ref: 20 Ivory White.

SELECT FROM FOLLOWING

LIGHT SOURCE TEMPERATURE

Available 2.700K, 3.000K or 4.000

WOOD VENEER FINISHES

- 20 - Ivory White
- 21 - Natural Cherry
- 22 - Natural Beech
- 24 - Yellow
- 25 - Orange
- 26 - Red
- 28 - Blue
- 29 - Grey
- 33 - Pale Rose
- 34 - Sea Blue

METAL FINISHES

- BK - Matte Black
- GD - Gold
- IV - Ivory White

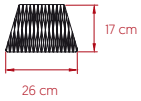
PACKAGING

Box Size: 87 x 33 x 8 cm

Box Volume: 0.02 m³

Weight: Gross - 5.2 Kg | Net - 4 Kg

SIZE



REFERENCES

LOLA A

COMPONENTS

Wood Veneer Shade

Acrylic Frame

Metal Back Plate

LIGHT SOURCE

Class I



220 - 250V

Recommended Bulb - Not Included

GX53 Lamp Holder

2 LED Slim Lamp 7 W, 376 lm*

Energy Class F

*Measurements obtained by theoretical calculations at LZf using ivory white shades & recommended bulbs. Veneer Ref: 20 Ivory White.

PACKAGING

Box Size: 42 x 30 x 27 cm

Box Volume: 0.03 m³

Weight: Gross - 2.8 Kg | Net - 0.8 Kg



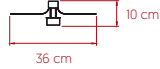
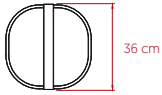
SELECT FROM FOLLOWING

WOOD VENEER FINISHES

20 - Ivory White

22 - Natural Beech

SIZE



REFERENCES

OM A BK LED
OM A GD LED

COMPONENTS

Wood Veneer Shade

Metal Structure


Metal Back Plate

LIGHT SOURCE

Class I 

120 - 277V: Dimmable LED 0-10V

Driver: 1 x Constant Current 500 mA
Integrated LED: 1 x Lineal 15 W
3,000K, CRI>90, 12 W, 50-60Hz, 840 lm*
Energy Class F

LED Position in Fixture 

*Measurements obtained by theoretical calculations at LZf using natural white shades & recommended bulbs. Veneer Ref: 23 Natural White.

PACKAGING

Box Size: 50 x 50 x 22 cm

Box Volume: 0.06 m³

Weight: Gross - 4 Kg | Net - 1.5 Kg



SELECT FROM FOLLOWING

LIGHT SOURCE TEMPERATURE

Available 2.700K, 3.000K or 4.000

WOOD VENEER FINISHES

- 21 - Natural Cherry
- 22 - Natural Beech

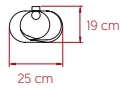
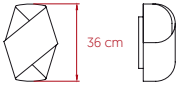
- 23 - Natural White

METAL STRUCTURE

- BK - Matte Black

- GD - Gold

SIZE



REFERENCES

ORB A

COMPONENTS

Wood Veneer Shade

White Metal Back Plate

LIGHT SOURCE

Class I



220 - 250V

Recommended Bulb - Not Included
E27 Lamp Holder
LED Spherical DIM 11 W, 567 lm*
Energy Class F

*Measurements obtained by theoretical calculations at LZF using ivory white shades & recommended bulbs. Veneer Ref: 20 Ivory White.

PACKAGING

Box Size: 42 x 30 x 27 cm

Box Volume: 0.03 m³

Weight: Gross - 1.8 Kg | Net - 0.6 Kg



SELECT FROM FOLLOWING

WOOD VENEER FINISHES

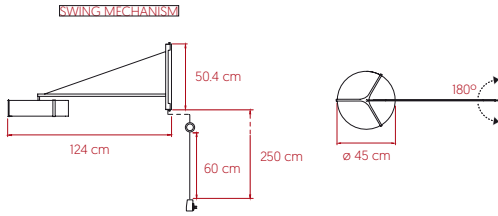
- | | |
|---------------------|----------------|
| 20 - Ivory White | 26 - Red |
| 21 - Natural Cherry | 28 - Blue |
| 22 - Natural Beech | 29 - Grey |
| 24 - Yellow | 33 - Pale Rose |
| 25 - Orange | 34 - Sea Blue |

THESIS

by Ramón Esteve Studio

Wall - LED **lzf**

SIZE



REFERENCES

THES A BK LED
THES A IV LED



COMPONENTS

Wood Veneer Shade

Optional Acrylic Diffuser

Metal Tripod & Structure

Pivoting Metal Arm with Wall Plug

Black Electrical Cable with Dimming Switch: 250 cm

LIGHT SOURCE

Class II  


230V: Dimmable

Driver: 1 x Constant Voltage 24V

Integrated LED: 9 x Strip 24 V

3,000K, CRI>90, 25 W, 50-60Hz, 1.084 lm*

Energy Class F

LED Position in Fixture 

*Measurements obtained by theoretical calculations at LZf using ivory white shades & recommended bulbs. Veneer Ref: 20 Ivory White.

PACKAGING

Box Size: 119 x 67 x 22 cm

Box Volume: 0.18 m³

Weight: Gross - 9.6 Kg | Net - 2.8 Kg

SELECT FROM FOLLOWING


LIGHT SOURCE TEMPERATURE


Available 2.700K, 3.000K or 4.000K

WOOD VENEER FINISHES

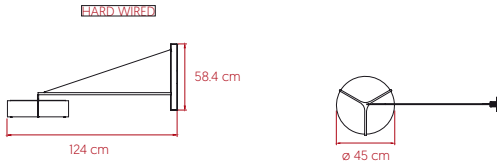
 20 - Ivory White

METAL STRUCTURE

 BK - Matte Black

 IV - Matte Ivory

SIZE



REFERENCES

THES A WM BK LED DIM0-10V
THES A WM BK LED DIMDALI
THES A WM IV LED DIM0-10V
THES A WM IV LED DIMDALI

COMPONENTS

Wood Veneer Shade

Optional Acrylic Diffuser

Metal Tripod & Structure

Hard Wired with wall mounted driver enclosure

LIGHT SOURCE

Class I



230V: Dimmable

Driver: 1 x Constant Current 700mA

Integrated LED: 9 x Strip 24 V

3,000K, CRI>90, 25 W, 50-60Hz, 1.084 lm*

Energy Class F

LED Position in Fixture

*Measurements obtained by theoretical calculations at LZf using ivory white shades & recommended bulbs. Veneer Ref: 20 Ivory White.

PACKAGING

Box Size: 119 x 67 x 22 cm

Box Volume: 0.18 m³

Weight: Gross - 9 Kg | Net - 2.8 Kg



SELECT FROM FOLLOWING

LIGHT SOURCE TEMPERATURE

Available **2.700K**, **3.000K** or **4.000K**

WOOD VENEER FINISHES

20 - Ivory White

METAL STRUCTURE

BK - Matte Black

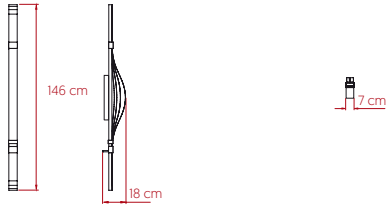
IV - Matte Ivory

WOODSTRAPS

by Summumstudio

Wall - LED **lzf**

SIZE



REFERENCES

WSTR A LED DIM0-10V
WSTR A LED DIMDALI

COMPONENTS

Wood Veneer Shade

Metal Structure

Black Metal Back Plate

Wall mount may be recess mounted if requested

LIGHT SOURCE

Class I



120 - 277V: Dimmable LED 0-10V or DALI

Driver: 1 x Constant Current 1.100 mA


Integrated LED: Led Strip

3.000K, CRI>90, 15 W, 50-60Hz, 342 lm*

LED Position in Fixture

*Measurements obtained by photometric laboratory tests using natural cherry shades. Veneer Ref: 21 Natural Cherry.

PACKAGING



SELECT FROM FOLLOWING

WOOD VENEER FINISH

● 21 - Natural Cherry

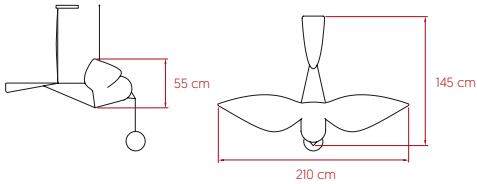
A-Z	PAGE
Birdy Horizontal	126
Big Bird Horizontal	127
Birdy Vertical	128
Big Bird Vertical	129
The Walking Fish	130
Smelly Fant	131
Kogoi	132
Koi	133

BIRDY HORIZONTAL

by Isidro Ferrer

Life Size Small Suspension - LED **lzf**

SIZE



REFERENCES

BIRDY LS H LED DIM0-10V
BIRDY LS H LED DIMDALI

COMPONENTS

Oak & Birch Wood

Wood Veneer Diffuser

Frosted Glass Ball

Nickel Metal Canopy: 34 x 11.5 x 5 cm

3 Steel Cables: 12.5 m

2 Transparent Electrical Cables: 5 m

LIGHT SOURCE

120 - 277V: Dimmable LED 0-10V or DALI

Class I




MAIN BODY

Driver: 1 x Constant Current 1.500 mA

Integrated LED: Led Module

4,000K, CRI>90, 53 W, 50-60Hz, 3,520 lm*

Energy Class F

LED Position in Fixture 

*Measurements obtained by theoretical calculations at LZF using ivory white shades & recommended bulbs. Veneer Ref: 20 Ivory White.

GLASS BALL

Recommended Bulb - Included

E26 Medium Base Lamp Holder

LED Spherical DIM 11 W

Energy Class F

SELECT FROM FOLLOWING

DIMMING SYSTEM

LED 0-10V or DALI

WOOD VENEER FINISHES

● 23 - Natural White



PACKAGING

Box Size: 137 x 72 x 75 cm

Box Volume: 0.74 m³

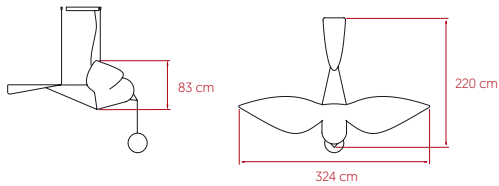
Weight: Gross - 54.5 Kg | Net - 11.5 Kg

BIG BIRD HORIZONTAL

by Isidro Ferrer

Life Size Large Suspension - LED **lzf**

SIZE



REFERENCES

BIG BIRD LS H LED DIM0-10V
BIG BIRD LS H LED DIMDALI

COMPONENTS

Oak & Birch Wood

Wood Veneer Diffuser

Frosted Glass Ball

Nickel Metal Canopy: 34 x 11.5 x 5 cm

3 Steel Cables: 12.5 m

2 Transparent Electrical Cables: 5 m

LIGHT SOURCE

120 - 277V: Dimmable LED 0-10V or DALI

Class I



MAIN BODY

Driver: 1 x Constant Current 2.100 mA

Integrated LED: Led Module

4,000K, CRI>90, 90 W, 50-60Hz, 5.280 lm*

Energy Class F

LED Position in Fixture

*Measurements obtained by theoretical calculations at LZF using ivory white shades & recommended bulbs. Veneer Ref: 20 Ivory White.

GLASS BALL

Recommended Bulb - Included

E26 Medium Base Lamp Holder

LED Spherical DIM 11 W

Energy Class F

SELECT FROM FOLLOWING

DIMMING SYSTEM

LED 0-10V or DALI

WOOD VENEER FINISHES

● 23 - Natural White

PACKAGING

Box Size: 188 x 93 x 92 cm

Box Volume: 1.60 m³

Weight: Gross - 116 Kg | Net - 25 Kg

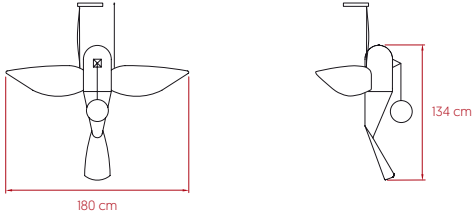


BIRDY VERTICAL

by Isidro Ferrer

Life Size Small Suspension - LED **lzf**

SIZE



REFERENCES

BIRDY LS V LED DIM0-10V
BIRDY LS V LED DIMDALI

COMPONENTS

Oak & Birch Wood

Wood Veneer Diffuser

Frosted Glass Ball

Nickel Metal Canopy: 34 x 11.5 x 5 cm

2 Steel Cables: 12.5 m

2 Transparent Electrical Cables: 5 m

LIGHT SOURCE

120 - 277V: Dimmable LED 0-10V or DALI

Class I



MAIN BODY

Driver: 1 x Constant Current 700 mA

Integrated LED: Led Module

4,000K, CRI>90, 60 W, 50-60Hz, 3,520 lm*

Energy Class F

LED Position in Fixture

*Measurements obtained by theoretical calculations at LZF using ivory white shades & recommended bulbs. Veneer Ref: 20 Ivory White.

GLASS BALL

Recommended Bulb - Included

E26 Medium Base Lamp Holder

LED Spherical DIM 11 W

Energy Class F

SELECT FROM FOLLOWING

DIMMING SYSTEM

LED 0-10V or DALI

WOOD VENEER FINISHES

● 23 - Natural White



PACKAGING

Box Size: 137 x 72 x 75 cm

Box Volume: 0.74 m³

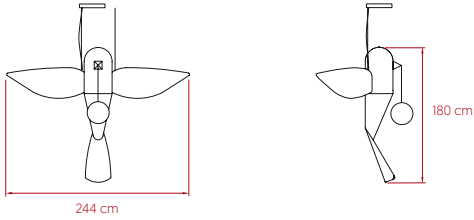
Weight: Gross - 54.5 Kg | Net - 11.5 Kg

BIG BIRD VERTICAL

by Isidro Ferrer

Life Size Large Suspension - LED **lzf**

SIZE



REFERENCES

BIG BIRD LS V LED DIM0-10V
BIG BIRD LS V LED DIMDALI

COMPONENTS

Oak & Birch Wood

Wood Veneer Diffuser

Frosted Glass Ball

Nickel Metal Canopy: 34 x 11.5 x 5 cm

2 Steel Cables: 12.5 m

2 Transparent Electrical Cables: 5 m

LIGHT SOURCE

120 - 277V: Dimmable LED 0-10V or DALI

Class I



MAIN BODY

Driver: 1 x Constant Current 2.100 mA

Integrated LED: Led Module

4,000K, CRI>90, 90 W, 50-60Hz, 5.280 lm*

Energy Class F

LED Position in Fixture

*Measurements obtained by theoretical calculations at LZF using ivory white shades & recommended bulbs. Veneer Ref: 20 Ivory White.

GLASS BALL

Recommended Bulb - Included

E26 Medium Base Lamp Holder

LED Spherical DIM 11 W

Energy Class F



SELECT FROM FOLLOWING

DIMMING SYSTEM

LED 0-10V or DALI

WOOD VENEER FINISHES

● 23 - Natural White

PACKAGING

Box Size: 188 x 93 x 92 cm

Box Volume: 1.60 m³

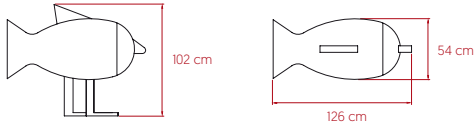
Weight: Gross - 116 Kg | Net - 25 Kg

THE WALKING FISH

by Isidro Ferrer & Mariví Calvo

Life Size Floor - LED **lzf**

SIZE



REFERENCES

FSH LS LED

COMPONENTS

Oak & Birch Wood

Wood Veneer Diffuser

Red cloth cord Electrical Cable with On/off Switch: 200 cm

LIGHT SOURCE

Class II  


230V

Driver: 1 x Constant Current 2.500 mA

Integrated LED: Led Module

4.000K, CRI>90, 90 W, 50-60Hz, 5.800 lm*

Energy Class F

LED Position in Fixture 

*Measurements obtained by theoretical calculations at LZf using ivory white shades & recommended bulbs. Veneer Ref: 20 Ivory White.

PACKAGING

Box Size: 78 x 155 x 135 cm - Wood crated for transport


Box Volume: 1,62 m³

Weight: Gross - 85 Kg | Net - 38 Kg



SELECT FROM FOLLOWING

WOOD VENEER FINISHES

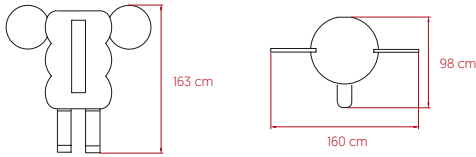
 23 - Natural White

SMELLY FANT

by Isidro Ferrer & Mariví Calvo

Life Size Floor - LED **lzf**

SIZE



REFERENCES

ELE LS LED

COMPONENTS

Oak & Birch Wood

Wood Veneer Diffuser

Red cloth cord Electrical Cable with On/off Switch: 200 cm

LIGHT SOURCE

Class II  


230V

Driver: 1 x Constant Current 2.500 mA

Integrated LED: Led Module

4.000K, CRI>90, 90 W, 50-60Hz, 5.800 lm*

Energy Class F

LED Position in Fixture 


*Measurements obtained by theoretical calculations at LZF using ivory white shades & recommended bulbs. Veneer Ref: 20 Ivory White.

PACKAGING

Box Size: 100 x 125 x 205 cm - Wood crated for transport


Box Volume: 2.56 m³

Weight: Gross - 122 Kg | Net - 67 Kg



SELECT FROM FOLLOWING

WOOD VENEER FINISHES

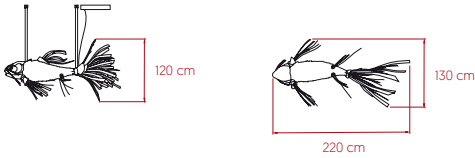
 23 - Natural White

KOGOI

by Inocuo The Sign & Marivi Calvo

Life Size Small Suspension - LED **lzf**

SIZE



REFERENCES

KOGOI LS LED DIM0-10V
KOGOI LS LED DIMDALI



COMPONENTS

Oak & Birch Wood

Wood Veneer Diffuser

Nickel Metal Canopy: 34 x 11.5 x 5 cm

4 Steel Cables: 12.5 m

Transparent Electrical Cable: 5 m

LIGHT SOURCE

Class I



120 - 277V: Dimmable LED 0-10V or DALI

Driver: Constant Current 3.000 mA

Integrated LED: Led Module

4.000K, CRI>90, 90 W, 50-60H, 7.040 lm*

Energy Class F

LED Position in Fixture

*Measurements obtained by theoretical calculations at LZF using ivory white shades & recommended bulbs. Veneer Ref: 20 Ivory White.

SELECT FROM FOLLOWING

DIMMING SYSTEM

LED 0-10V or DALI

LIGHT SOURCE TEMPERATURE

Available 4.000K or 5.000K

WOOD VENEER FINISHES

● 23 - Natural White

● 22 - Natural Beech

PACKAGING

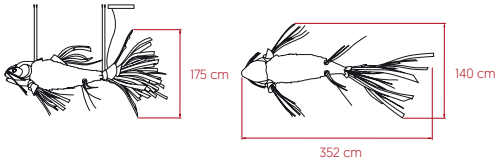
Box Size:

Box 1: 163 x 58 x 70 cm | 0.66 m³ | 53 Kg (Body)

Box 2: 129 x 76 x 137 cm | 1.34 m³ | 75 Kg (Head + Tail)

Weight: Gross - 128 Kg | Net - 23 Kg

SIZE



REFERENCES

KOI LS LED DIM0-10V
KOI LS LED DIMDALI

COMPONENTS

Oak & Birch Wood

Wood Veneer Diffuser

Nickel Metal Canopy: 56 x 16 x 6 cm

4 Steel Cables: 12.5 m

Transparent Electrical Cable: 5 m

LIGHT SOURCE

Class I **CE**

120 - 277V: Dimmable LED 0-10V or DALI

Driver: 2 x Constant Current 3.000 mA

Integrated LED: Led Module

4.000K, CRI>90, 160 W, 50-60Hz, 10.440 lm*

Energy Class F

LED Position in Fixture

*Measurements obtained by theoretical calculations at LZf using ivory white shades & recommended bulbs. Veneer Ref: 20 Ivory White.

PACKAGING

Box Size:

Box 1: 229 x 80 x 92 cm | 1.69 m³ | 117 Kg (Body)

Box 2: 166 x 107 x 188 cm | 3.34 m³ | 148 Kg (Head + Tail)

Weight: Gross - 265 Kg | Net - 33 Kg



SELECT FROM FOLLOWING

DIMMING SYSTEM

LED 0-10V or DALI

LIGHT SOURCE TEMPERATURE

Available 4.000K or 5.000K

WOOD VENEER FINISHES

● 23 - Natural White













● 22 - Natural Beech

AIR FREIGHT REINFORCEMENT







Consult price

	MODELS	FREIGHT BOX cm	Volume EXT. m ³	Weight Kg
A	AGATHA / Small SUSPENSION	85 x 81 x 52	0,358	6,5
G	GEA / Slim SUSPENSION	70 x 66 x 38	0,176	5,2
	GEA / Large SUSPENSION	88 x 84 x 45	0,332	6,2
I	I-CLUB / Slim SUSPENSION & WALL	187 x 47 x 31	0,272	8,5
L	LINK / Large SUSPENSION & FLOOR Shade	88 x 84 x 45	0,332	6,2
	LINK / Foot FLOOR	162 x 59 x 56	0,558	8
	LOLA / Medium TABLE	60 x 56 x 46	0,155	5,5
	LOLA / FLOOR Shade	75 x 71 x 47	0,250	5
	LOLA / Medium SUSPENSION	75 x 71 x 47	0,250	5
	LOLA / Large SUSPENSION	110 x 106 x 66	0,770	8
	LOLA / Foot FLOOR	162 x 59 x 56	0,558	8
M	MINIMIKADO / SUSPENSION	75 x 71 x 67	0,357	6
N	NEW WAVE / SUSPENSION	127 x 38 x 40	0,193	6,5
O	OHI-LINE / Medium SUSPENSION	77 x 77 x 16	0,095	4
	OHI-LINE / Large SUSPENSION	97 x 97 x 16	0,151	5
P	POD / Medium SUSPENSION	60 x 56 x 84	0,282	5,5
	POPPY / Small SUSPENSION	75 x 71 x 67	0,357	6
	POPPY / Medium SUSPENSION	85 x 81 x 81	0,558	7
S	SPIRO / Medium SUSPENSION	95 x 92 x 48	0,420	22
	STITCHES / Bamako SUSPENSION	75 x 61 x 67	0,357	7
	STITCHES / Tombuctú SUSPENSION	60 x 56 x 110	0,370	6,5
	SWIRL / Small SUSPENSION	70 x 66 x 38	0,176	5,2
	SWIRL / Large SUSPENSION	88 x 84 x 45	0,332	6,2
T	TOTEM 3, 4 / Electrical kit	187 x 47 x 31	0,272	8,5
	TOTEM 3, 4 / Shade POD Small SUSPENSION	60 x 56 x 66	0,222	6
	TOTEM 3, 4 / Shade POPPY Small SUSPENSION	75 x 71 x 55	0,293	6
	TOTEM 3, 4 / Shade POPPY Medium SUSPENSION	85 x 81 x 72	0,496	7
	TOTEM 4 / Shade POPPY Large SUSPENSION	110 x 107 x 87	1,024	11

Wooden air freight reinforcement is available for any boxes over 51 x 51 x 32h cm in size.

LED	MODELS
 E27 15 W LED Globe DIM 	AGATHA / Small SUSPENSION AGATHA / Large SUSPENSION ESCAPE / SUSPENSION GEA / Small SUSPENSION LOLA / Medium SUSPENSION LOLA / TABLE LOLA / TABLE & FLOOR LINK / SUSPENSION & FLOOR LINK CHAIN / SUSPENSION MARUJA / SUSPENSION NEW WAVE / SUSPENSION NUT / SUSPENSION STITCHES / SUSPENSION SWIRL / SUSPENSION
 E27 11 W LED Spherical DIM 	AGATHA / Ball SUSPENSION GEA / Large SUSPENSION ORBIT / WALL OSCA / SUSPENSION POD / SUSPENSION POPPY / SUSPENSION
 E14 5,5 W LED Mini Globe DIM 	AIR / TABLE & WALL TINY / TABLE
 E27 7W LED Mini Globe DIM 	MINIMIKADO / SUSPENSION
 G9 3 W LED DIM 	RAINDROP / SUSPENSION OSCA / TABLE
 GX53 7 W LED Slim lamp NO DIM 	GEA / WALL GUIJARRO / WALL LOLA / WALL

BULBS INCLUDED

 GU10 3,7 W LED DIM 	ERIS / SUSPENSION & TABLE
 E27 11 W LED Spherical DIM 	BIG BIRD & BIRDY / LIFE SIZE SUSPENSION
 E14 7W LED Candle DIM  E27 11W LED Globe DIM	VOLIERE / SUSPENSION

HOW OUR REFERENCES WORK


REFERENCE	MODEL NAME	TYPE	SIZE	METAL FINISHES
L E G E N D		S Suspension P Floor M Table A Wall	P Small M Medium G Large SL Slim LS Life Size	BK Matte Black IV Matte Ivory GD Gold NI Nickel
	BKNT TR S IV LED DIM0-10V 29	BKNT TR Black Note Triplet	S Suspension	IV Matte Ivory
	LENS OV M GD LED 28	LENS OV Lens Oval	M Table	GD Gold
	LOLA MG LX 20	LOLA Lola	M Table	G Large
	SAT SM LED DIM 26	SAT Saturnia	S Suspension	M Medium
	LENS CR A BK LED DIM0-10V 22	LENS CR Lens Circular	A Wall	BK Matte Black
	SPRO SM WH LED DIM 34	SPRO Spiro	S Suspension	M Medium
	SWRL SP 33	SWRL Swirl	S Suspension	P Small
	THES P NI LED DIM 21	THES Thesis	P Floor	NI Nickel

ACRYLIC FINISHES	MARBLE FINISHES	LED Dimming Options		WOOD COLOURS
BK Matte Black WH Matte White	LX Black Marquina	LED LED DIM0-10V LED TRIAC	Dimmable Dimmable 0-10V system Dimmable Triac system	20 Ivory White 21 Natural Cherry 22 Natural Beech 24 Yellow 25 Orange 26 Red 28 Blue 29 Grey 33 Pale Rose 34 Sea Blue
		LED DIM0-10V	Dimmable 0-10V system	29 Grey
		LED	Dimmable	28 Blue
	LX Black Marquina			20 Ivory White
		LED DIM	Dimmable 0-10V or TRIAC system	26 Red
		LED DIM0-10V	Dimmable 0-10V system	22 Natural Beech
WH Matte White		LED DIM	Dimmable 0-10V or TRIAC system	34 Sea Blue
				33 Pale Rose
		LED	Dimmable	21 Natural Cherry




For too many years things have been simply black and white, but life is made up of many shades and we have been wanting to create a more generous array of skin colours for our lights for quite sometime. This year we have wanted to offer you the choice of not just picking your shade colour but also the colour of the metallic finish that accompanies it. Matte tones or coloured reflections in satin nickel finishes provide a whole new range of choice when selecting your lamp.

BK
Matte Black



IV
Matte Ivory



NI
Nickel



GD
Gold



EXTRA CABLE DROP

All standard cable drops are 8 ft. Longer cables can be requested from our sales department and are calculated by an extra per inches basis. Consult our sales team if you need extra cable drop.

LIGHT BULBS

For GU24, E26 and E12 (Edison screw) sockets light bulbs are not included unless specified otherwise.

Replaceable integrated LED's all come with the light source hard wired into the lamp.

Light bulbs recommended in this tech book are consistent with the latest technologies available on the market, however, please note that due to the constant changing nature of the LED lighting industry, improved or revised alternatives may become available. Please refer to our website for the latest lighting innovations and developments in these bulbs. A complete bulb chart is available on pages 145 and 147.

You can buy these bulbs directly from our company when you purchase your lamp if you wish.

CERTIFICATES & TESTING

ELECTRICAL TESTING

All LZF fixtures are electrically tested for the EEC, the USA & Canada. If you are from another country that needs testing please inquire with our sales department. Additional costs may be incurred through having to do specific testing.

FIRE RETARDANCY

Our Timberlite® veneer has been incandescent hot wire tested to 650°C. Copies of all certificates can be requested from our sales department.

INTEGRATED LED

Integrated LED means that the light source hard wired into the lamp.

In our integrated LED fixtures the LEDs have been developed to function at 75% of their total capacity. This lengthens their life span considerably.

DIM 0-10V: All integrated LED lights come installed with 0-10V dimming drivers in them.

Whether you want dimming control or not depends on the way you wire the lamp.

If you have a 3 wire non dimming installation you must follow the non dimming wiring instructions.

If you have a 5 wire dimming installation then you must follow the dimming wiring instructions.

See the instruction sheet that comes with your lamp.


TRIAC: Triacs are widely used in AC power control applications. They are able to switch high voltages and high levels of current, and over both parts of an AC waveform. This makes triac circuits ideal for use in a variety of applications where power switching is needed.

HOW WOOD CHANGES WITH DIFFERENT LIGHT SOURCE TEMPERATURE


21 Cherry
Off




21 Cherry
4.000K



21 Cherry
3.000K



21 Cherry
2700K



All our lighting fixtures are pre-fitted with 3,000K light sources.

However, we would like to mention that certain wood veneers look better with different colour source temperatures.

- Blue 28, Sea Blue 34, and Grey 29, are enhanced by a 4000k light source.
- Ivory White 20, Natural Beech 22, Natural Cherry 21, work well with both 3000/4000k
- Yellow 24, Orange 25, Red, 26 & Pale Rose 33 look better with 3.000K.

We understand that certain jobs require cool kelvin light sources, in this way you can choose the colour that best suits your lighting needs.

- Recommended 4.000K / Daylight for:

○ 20 Ivory White

● 21 Natural Cherry

● 28 Blue

● 29 Grey

● 22 Natural Beech

● 34 Sea Blue

WOOD SHADE FINISHES

The effect of light passing through the wood veneer is the essence and hallmark of LZF. This important feature would not be possible without the application of our patented process in treating the raw natural veneer: The Timberlite® system.


Timberlite™

This system, allows us to work with an extremely flexible, yet very resistant veneer, which can take on many shapes without breaking. Lastely, all our veneers are FSC certified.



20.
Ivory White
Off




20.
Ivory White
On



21.
Cherry
Off



21.
Cherry
On



22.
Beech
Off




22.
Beech
On



24.
Yellow
Off



24.
Yellow
On



25.
Orange
Off



25.
Orange
On



26.
Red
Off



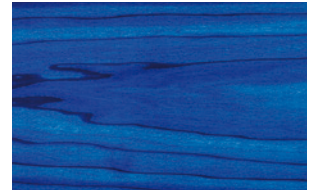
26.
Red
On



28.
Blue
Off



28.
Blue
On



29.
Grey
Off



29.
Grey
On*



* 4.000K

33.
Pale Rose
Off



33.
Pale Rose
On



34.
Sea Blue
Off



34.
Sea Blue
On



Photographic reproduction should be only used as a guide.
Please use the LZf wood veneer swatches for the real back lit effect of the illuminated veneers.

ORDERS

All prices are valid till the edition of a new price-list. For discounts on these prices, please contact our sales office or the agent/distributor in your area.

Luziferlamps S.L. will issue a proforma invoice within two working days after receipt of the order. Please check this confirmation for accuracy. If we don't hear from you within the next two business days, we will assume that the order has been approved and we will start the production.

Once the order has been accepted, production time will be 3-5 weeks for catalogue models and 10-12 weeks for custom models.

All products will continue to be owned by Luziferlamps S.L. until payment has been made in full.

ORDER CANCELLATION

As all lamps are made under order only, LZP establishes the following rules with the customer, who accepts them when placing his order:

If the customer requests cancellation of the order before LZP has started production of the ordered lamps, the cancellation is accepted free of charge for the customer.

If the customer requests cancellation of the order after LZP has started production of the ordered lamps, LZP will accept the cancellation and stop production of the lamps but will charge a cancellation fee of 30% of the net value of the goods at the customer's expense.

If the customer requests cancellation of the order after LZP has completed production of the lamps, no cancellation will be accepted, and the customer must pay the total amount of the order.

For orders over 10.000€, cancellations will not be accepted.

RETURNS

The sale is final; the lamps cannot be returned.

CLAIMS

In accordance with the conditions established by the carriers, all claims for breakage or loss must be reported within 48 hours of receipt of merchandise. Consequently, Luziferlamps S.L. has the right not to accept any claims after this 48 hour period. All claims must be submitted in writing and accompanied by digital photos.

The same shall apply for claims involving manufacturing defects, administrative processing errors, or any other claim. Please use our prepared ONLINE RECLAIM FORM.

If no claim is presented in the manner and within the time specified above, Luziferlamps S.L. has the right to reject it.



TRANSPORT

Depending on the country, a minimum order amount is set for free shipment. If the order amount is below this minimum, freight charges will be added to the invoice.

Please refer to our commercial office for further clarifications.

GUARANTEE

Products made by Luziferlamps S.L. are guaranteed for 24 months according to European law. This guarantee will not apply if the installation, maintenance or use of our product has not followed our recommendations.

Since wood is a natural material, a gradual change in tone may occur over time. Furthermore, if the lamps have been purchased at different times, there will be differences in colour and tone, particularly in light coloured veneers. Luziferlamps S.L. will not be held responsible for this.

Damages caused by insects, vermin, accidents, alterations, tampering, misuse, reasonable wear and tear or negligence are not covered by the guarantee.

Moisture and extreme temperature changes are prejudicial to the materials that make up your lamp; The guarantee will not apply if our lights have been installed where air-conditioning or ventilation ducts may focus air on to the fixture as this will damage the veneer finish. The guarantee does not apply to light bulbs that may or may not have been supplied at the time of purchase or after the sale.

Please read all our instructions and recommendations carefully included in the instruction manual you receive with your lamps.

Luziferlamps S.L. assumes no responsibility for labour costs in connection with the installation, removal or replacement of warranty products for any consequential or incidental damages. In the event customer submits a warranty claim of any kind to any products delivered, Luziferlamps S.L. shall replace such defective item with a substantially similar product (subject to availability). Provided that such warranty claim is made in writing with digital photo support by the customer to Luziferlamps S.L. within two years from the date of the applicable invoice and it does not involve a defect that could have been discovered at the time of inspection and acceptance by the customer.

Luziferlamps S.L. reserves the right to modify the size and/or finish of its models for product improvement purposes. Printed material is easily out dated. Please refer to our online technical details found on our web page www.lzf-lamps.com, to make sure that you have the most up to date information on our products.

DEFENCE OF INTELLECTUAL PROPERTY

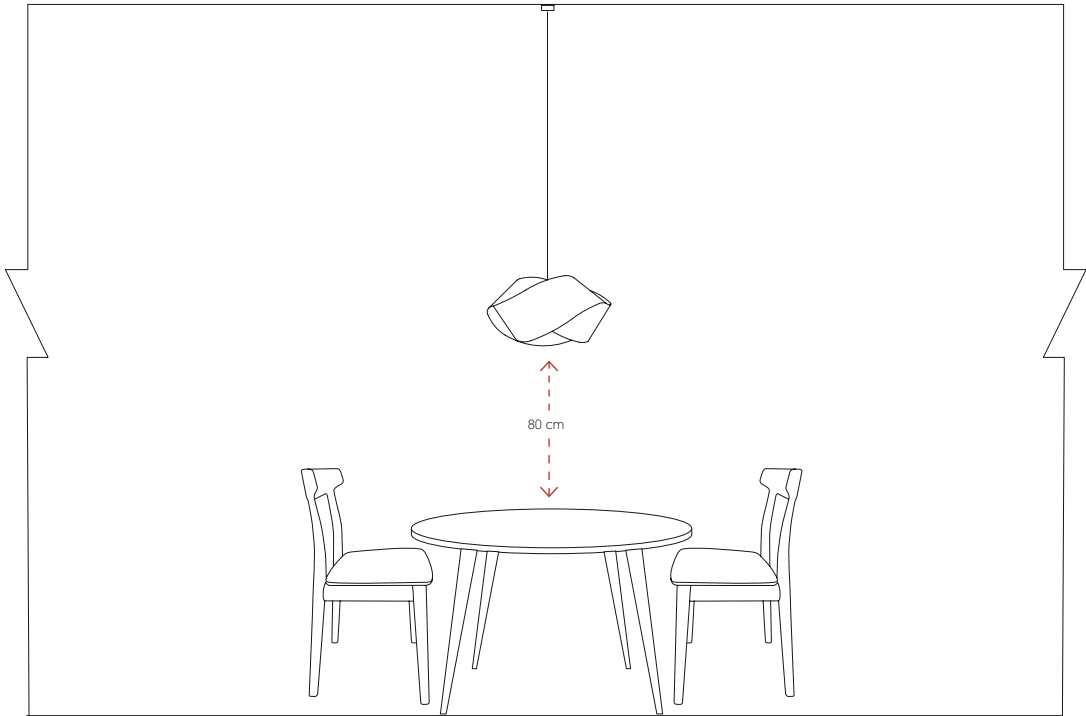
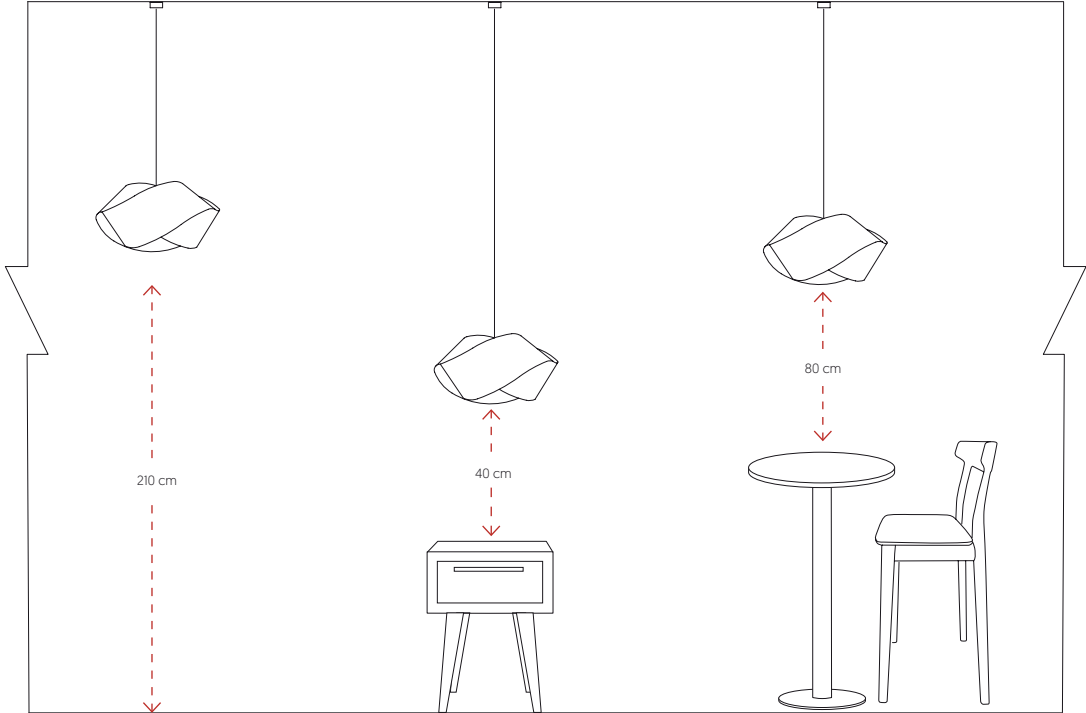
The designs of the products appearing in the catalogues of Luziferlamps, S.L., and these catalogues themselves, are protected by the national and international Laws and Treaties on Intellectual and Industrial Property.

Any unauthorised use of them constitutes an infringement of the above-mentioned rules and a crime which can be punished in accordance with penal laws.

Consequently, it is strictly forbidden to manufacture, fix, reproduce, translate, distribute, publicly communicate, place at the disposal of the public and/or totally or partially transform these designs and/or the catalogues, in addition to any other act of exploitation in relation to them, without the prior written permission of the owners of these rights.

Luziferlamps S.L. holds the ownership of the rights to its trademarks. Their use is consequently totally forbidden, without the corresponding prior written permission of Luziferlamps S.L. Non-fulfilment of this obligation and the consequent infringement of the trademark rights shall likewise entail a civil and if appropriate a criminal prosecution of these infringements, in accordance with the national and international laws and treaties in force.

IDEAL SUGGESTED HEIGHTS FOR YOUR LZF LIGHTING FIXTURE



WOOD touched by **LIGHT**

lzf-lamps.com