


101

C O P E N H A G E N

LE DEUX TABLE LAMP // ASSEMBLY INSTRUCTIONS





ABOUT 101 COPENHAGEN

101 Copenhagen is a Danish design brand founded in 2017. With a vision to honor exquisite quality and craftsmanship, the collection encompasses furniture, lighting and accessories in a timeless, yet modern design. With a true passion for materials and refined textures, organic shapes and colours, 101 Copenhagen presents the epitome of classics and must-have novelties for Scandinavian and international interior connoisseurs alike.


OUR CREATIVE DRIVE

The design of 101 Copenhagen is firmly rooted in the Scandinavian soil and nourished by Japanese minimalist aesthetics. Sharing an emphasis on quality materials, techniques and traditions, the meeting between the North and the East is notable in the holistic collections of 101 Copenhagen. The design approach is dynamic and characterised by freedom of expression - creating unique and timeless pieces without compromising on playfulness and individuality.

OUR DESIGN TEAM

An attention to detail and a shared sense of aesthetics is what drives the two main designers of 101 Copenhagen, Tommy Hyldahl and Kristian Sofus Hansen. Merging their backgrounds and experiences from the fashion industry, the Royal Danish Academy of Fine Arts and travels in Japan respectively, a narrative of minimalist, sculptural and conceptual design is evident throughout the collections. Translating and transforming the simplistic inspiration from Japan in a Scandinavian context is all about honouring quality, heritage and materiality while never seizing to compromise on form and function. Trained as an architect, the third designer, Nicolaj Noddesbo, adds knowledge on innovative light solutions and timeless novelties to the 101 Copenhagen collections. 101 Copenhagen is a curated selection of tactile, bold objects standing out in a crowd and gathers as a whole.

**CONGRATULATIONS
ON YOUR NEW PRODUCT FROM
101 COPENHAGEN**



Le Deux Table Lamp

'Le Deux' the French word for 'the two' is characterized by two oval lampshades merged into each other. Slightly twisted 45 degrees in two directions, the lampshades casts light in different directions, creating a playful and sculptural light installation. Inspired by 70's design, Le Deux is a reinterpretation of futuristic lighting design into a ceramic table lamp. Made from ceramic, Le Deux emphasizes the natural beauty of its material, highlighting the tactile and textured ceramic surface. As it is a hand glazed nature product, the colours may vary slightly.

Designed by Kristian Sofus Hansen & Tommy Hyldahl.

Product no: 231022

Type: Table Lamp / Indoor

Designer / Year of design:

Kristian Sofus Hansen & Tommy Hyldahl, 2021

Colour: Sand

Material: Ceramic

Cable: Fabric covered cable with
dimmer switch / Black

Dimensions:

L32 / W15 / H14,5 CM

Cable length: 200 CM

Country of origin: CN

Product weight: 2,00 Kg

Packaging:

Dimensions: L39 / W22,5 / H22 CM

Total weight incl. product: 3,00 Kg

Number of parcels: 1

Material: Brown cardboard

Light source:

Socket: E14 - B35 4.3W 827 - 230V

Recommended Light Source:

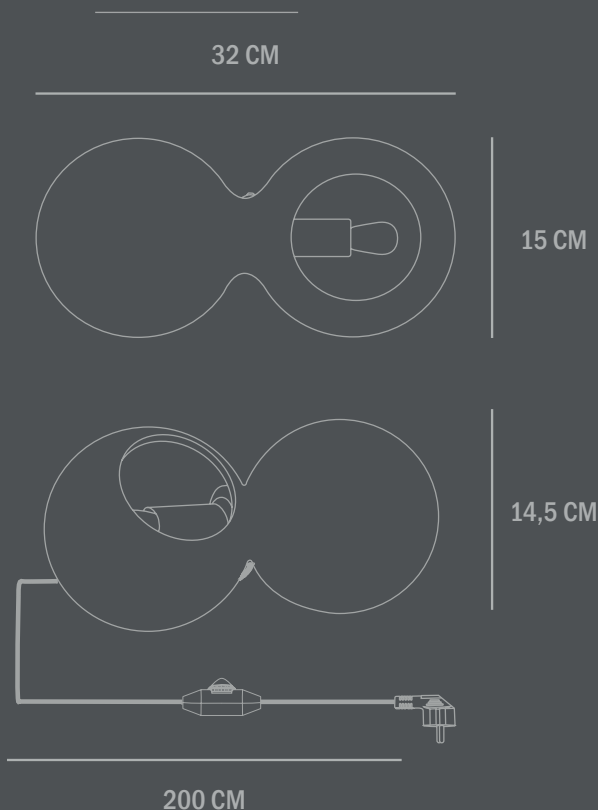
Pygmy - Matt Porcelain - E14

Care instructions:

Use a soft dry cloth to clean the product.

Do not use household cleaners.

Does not comply with US Standards.



IMPORTANT

Always shut off power to the circuit before starting installation work. In some countries electrical installation work may only be carried out by a authorised electrical contractor. Contact your local electricity authority for advice.

SAFTY INSTRUCTIONS:

Please note the information contained in these instructions and save this manual, also when lamp is already mounted.

GENERAL INSTRUCTIONS:

- Electrical connections may only be carried out by qualified staff.
- The manufactures do not accept responsibility for injuries or defects caused by improper use of this lamp.
- Attention! Before starting the installation, disconnect the power by turning off the circuit breaker, or by removing the fuse at the fuse box.
- Mind to use this lamp for its predetermined function. For example don't mount indoor lamps in outdoor areas.
- Please check all components are complete before installing.
- Don't cover the lamp.
- Don't connect the lamp to power and don't switch it on when it's in packing.
- Bulbs and transformers get very hot during operating. At improper use there is the risk of fire and by changing the bulb you can hurt yourself. Always let cool down!
- If the external flexible cable or cord is damaged, it shall be exclusively replaced by the manufacturer or his service agent or a similar qualified person in order to avoid a hazard.
- Please ensure that the specified bulb type and power of bulb is used. The maximal wattage shouldn't be exceeded (find the bulb symbol and the "max ... W" on rating label or on lamp).
- Do not mount the lamp on wet or conducting background.
- Make sure that the cables or cords don't get damaged during installation.
- The given main voltage (230V/50Hz) shall not be exceeded.
- Plug and connection elements must be free of tensile strength and torsion force.
- Don't touch bulbs with bare hands.

MAINTENANCE INSTRUCTIONS:

- Before cleaning, disconnect the power by turning off the circuit breaker, or by removing the fuse at the fuse box.
- Mind to clean the surfaces of lamp only.
- Wetness shouldn't get in terminal box or to any conducting part.
- Before you start to clean let it cool down for 10 minutes!
- Cleaning with a soft dry cloth only.

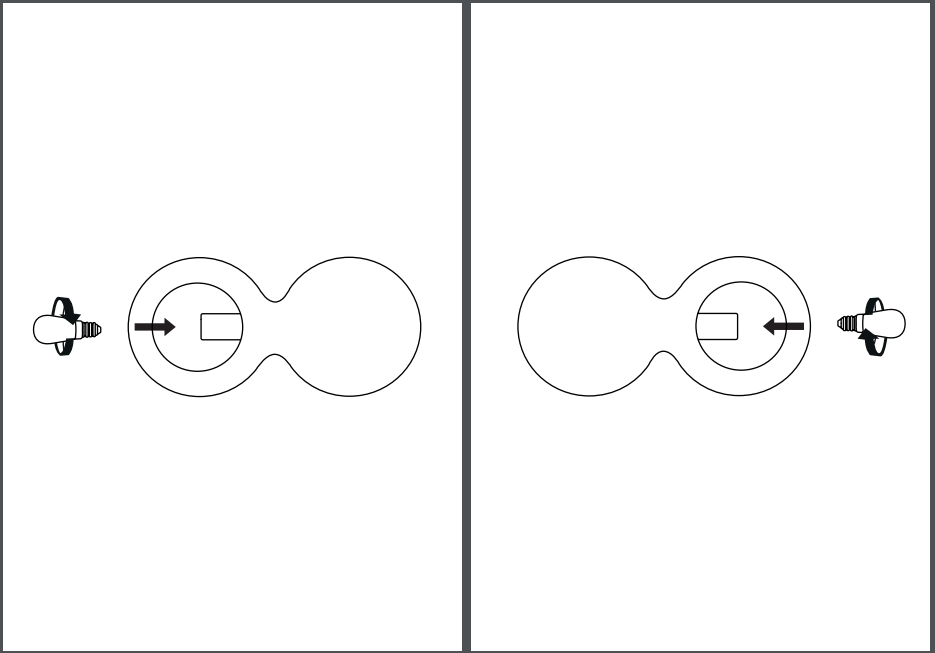
ADVICE FOR ENVIRONMENTAL CARE:

Don't put this article to normal domestic waste after the end of its lifecycle. You have to bring it to a staging area for electrical wastes. The materials are recyclable according to their specifications. With the correct recycling of these materials you can make a significant contribution to environmental protection. Ask your local authority for next staging area.

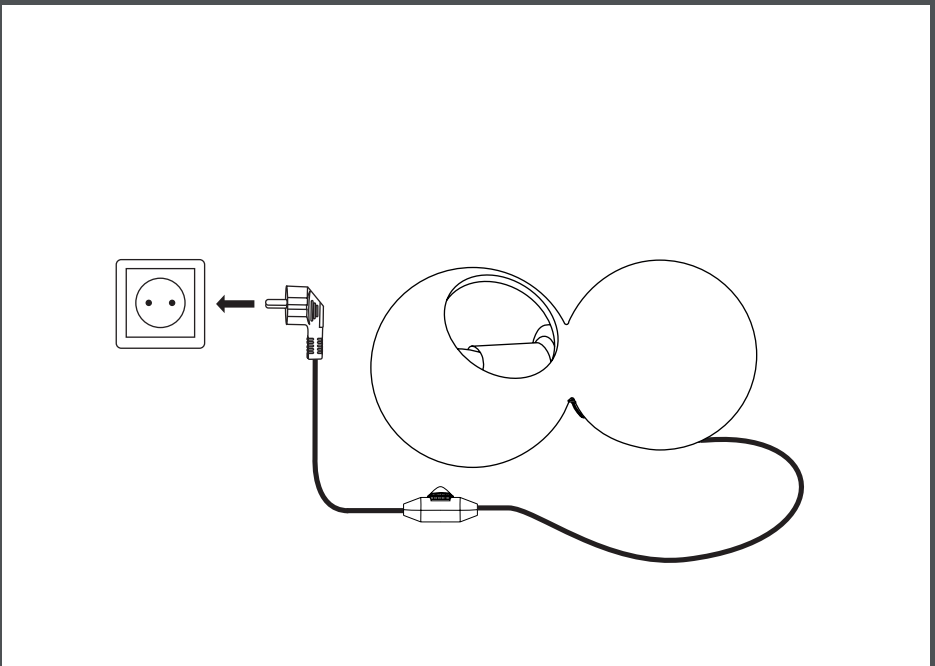
CE MARKING:

By affixing the CE marking to a product, a manufacturer declares that the product meets all the legal requirements for CE marking and can be sold throughout the European Economic Area (EEA).

TO ASSEMBLE THE LAMP:



1. Place a recommended light bulb in the E14 socket.



3. Plug the socket into a power outlet.



Press kit & Imagebank please go to:

www.101cph.com

Scan the QR code and gain access to our image bank, catalogue and more.

Instagram @101cph Pinterest @101cph Facebook @101cph LinkedIn @101cph



Global sales inquiries: sales@101cph.com General inquiries: info@101cph.com

Support inquiries: support@101cph.com Press inquiries: press@101cph.com

Showroom // Østergade 17 3rd Floor, 1100 Copenhagen, Denmark (By appointment only)