



**KARMAN**  
REPUBLIC  
2023 - Part 1

**KARMAN**



# THE SILENT FORCE

La natura si riprende i propri spazi, come certe piante che emergono sui marciapiedi o sulle vecchie mura.

Se non più molestate dall'incessante azione umana, dilagano.

Come in un contenzioso perenne, mai risolto, la natura è lì a sfidarci.

Una città, se improvvisamente abbandonata, dopo qualche decennio la ritroveremmo completamente invasa dagli elementi.

Scene che dovrebbero far riflettere, perché questo pianeta non appartiene soltanto a noi umani.

È un fenomeno che rappresenta un messaggio di speranza per il futuro e, nel contempo, lo stimolo per un maggior rispetto ed una maggior cura nei confronti dell'ambiente.

*Nature is taking its spaces back, just as certain plants emerging on pavements or on old walls do.*

*If no longer harassed by incessant human action, they spread like wildfire.*

*As in a perennial dispute that is never resolved, nature is there to challenge us.*





*If a city were suddenly abandoned, it would find itself completely overrun in few decades.*

*Scenes that should give us food for thought, since this planet does not belong to us humans alone.*

*A phenomenon that holds a message of hope for the future, at the same time championing greater respect and more care for the environment.*



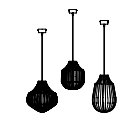


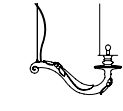
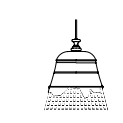
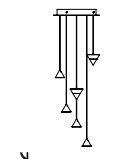
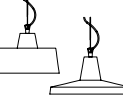

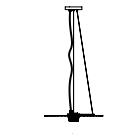
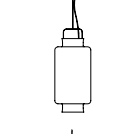

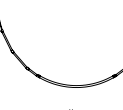

**NOVITÀ**  
NEWS

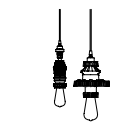
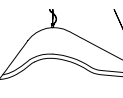
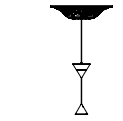
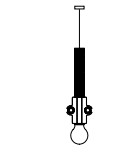
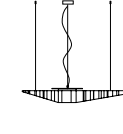
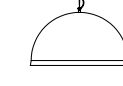

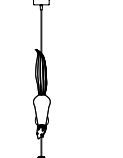
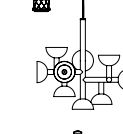
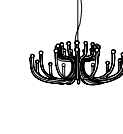
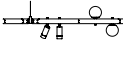
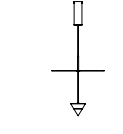
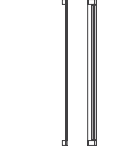
	LADY D	pag.	16
	AIRTEK ONE		36
	ATMOSPHERE		58
	TURN IT		76

**SOSPENSIONI**  
PENDANT

	24 KARATI	pag.	100
	AIRTEK ONE		36
	ALÌ E BABÀ		102
	ALIBABABY		105
	ALIBABIG		106
	AU REVOIR		108
	BAG		110
	BIBENDUM		114
	BLACK OUT		118
	BRAILLE		122
	CAPODIMONTE		124
	CELL		126
	CERAUNAVOLTA		128


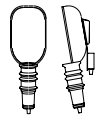
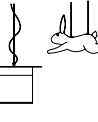

**SOSPENSIONI**  
PENDANT

	CIRCUS	pag.	132
	CUPIDO		134
	DÉJÀ-VU		138
	DÉJÀ-VU NU		140
	DOMENICA		142
	FILOMENA		360
	GANGSTER		144
	GINGER		148
	GONZAGA		152
	KIMONO		156
	LADY D		16
	LEDA		328
	LE TRULLE		158

	MEK		160
	MOBY DICK		164
	MOONBLOOM		166
	NANDO		170
	NOTREDAME		174
	PLANCTON		176
	SAHARA		178
	SHERWOOD & ROBIN		182
	SIBILLA		186
	SNOOB		190
	STANT		338
	STRALUNATA		192
	TURN IT		76







## SOSPENSIONI

PENDANT

	ULULÌ ULULÀ	pag.	196
	WORK IN PROGRESS		198
	WOW!		202
	CLOUD OF LIGHT - CLUSTER		206

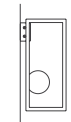













## PLAFONIERE

CEILING LAMP

	AIRTEK ONE	pag.	36
	ATMOSPHERE		58
	BRAILLE		212
	EDEN COLLECTION		214
	NOTREDAME		216
	R.O.M.A.		218

## APPLIQUE

WALL LAMP

	ABACHINA	pag.	224
	AGUA		226
	ALÌ E BABÀ		228
	ALIBABIG		230
	AMARCORD		232
	AMSTERDAM		234
	APRILE		236
	BRAILLE		238
	CAPODIMONTE		240
	CORRADO		242
	CUBANO		244
	DÉJÀ-VU		246
	DOMENICA		248
	EDEN COLLECTION		250




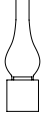




## APPLIQUE

WALL LAMP

	FILOMENA	pag.	372
	MARNÌN		252
	MOVIDA		254
	NANDO		258
	NOTREDAME		260
	STANT		358
	TI VEDO		264
	TURN IT		76
	UGO RILLA		266
	UMARELL		270
	VA-LENTINA		272
	WORK IN PROGRESS		274

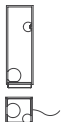
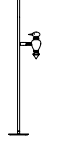





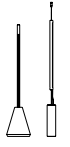




## TAVOLO


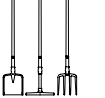

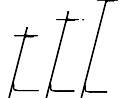
TABLE LAMP

	AGUA	pag.	278
	ALÌ E BABÀ		280
	ALIBABABY		280
	AMARCORD		282
	BACCO		284
	BAG		288
	BRAILLE		290
	TI VEDO		292


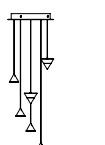

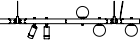
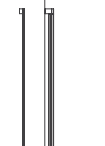
**PIANTANE - TERRA**

FLOOR LAMP

	ABACHINA	pag.	296
	ACCIPICCIO		298
	ALIBABIG		302
	ALÌ E BABÀ		304
	ATMOSPHERE		58
	BAG		306
	BLACK OUT		308
	CELL		310
	CUPIDO		314
	DON'T TOUCH		316
	FILOMENA		374
	FIREMAN		318
	LADY D		16






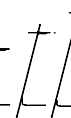
	LEDA	pag.	330
	TOBIA		320
	ULULÌ ULULÀ		322
	XANA		324

**SISTEMI**

	AIRTEK ONE	pag.	36
	FILOMENA		360
	LEDA		328
	STANT		338
	TURN IT		76

**OUTDOOR**

	ABACHINA	pag.	380
	AGUA		386
	ALIBABIG		388
	ATMOSPHERE		58
	BLACK OUT		394
	CELL		396
	DON'T TOUCH		400
	GINGER		404
	GONZAGA		406
	KIMONO		408
	LADY D		16
	LEDA		412
	MOBY DICK		416
	MOVIDA		418

	NILO		420
	PLANCTON		426
	POIS		428
	TOBIA		432
	ULULÌ ULULÀ		434
	XANA		436

# DESIGNERS



## EDMONDO TESTAGUZZA

"Questo lavoro è la mia grande passione: mi ha dato l'opportunità di ricercare affinché potessi creare la suggestione attraverso l'uso delle forme, della materia e della divina luce.

Penso al bello come fine ultimo perché solo la sana bellezza mi appaga totalmente.

Ho conosciuto persone appassionate che hanno condiviso con me parte di questo percorso.

Persone dalle quali ho appreso molto.

Forse è questo il dono più grande."

*"My work is my passion. It's given me the opportunity to study and create inspiration from form, matter, and divine light.*

*I see beauty as the end goal because only beauty that does good satisfies me.*

*I've met passionate people who've joined me on this journey.*

*People from whom I've learned a lot.*

*Perhaps they are my greatest gift."*

## MATTEO UGOLINI

"Ogni mio progetto di luce vuole essere un racconto che non ha bisogno di essere narrato con parole. Osservandolo deve fare riemergere un ricordo, un'emozione, anche se diversa dalla mia.

La mente non crea nulla che non sia stato vissuto. E' uno scrigno che racchiude forme, colori, esperienze visive fatte nel corso della propria esistenza. E le mie creazioni non sono altro che specchio delle mie."

*"Every single lighting project hopes to tell a story without words. Admiring my designs should trigger a memory or an emotion, even if different from my own.*

*The mind does not create anything that it has not already experienced. It is a treasure-chest of shapes, colours, and visual experiences collected throughout its existence. And my creations are nothing more than a mirror of mine."*





## PAOLA NAVONE

"La magia della luce e la trasparenza del vetro, la sua essenza naturale e la sua storia millenaria. Quando contiene la luce il vetro si anima, diventa espressivo, raccontando in modi sempre diversi la sua cangiante bellezza."

*"The magic of light and the transparency of glass, its natural essence and its age-old history. When gifted light, glass comes alive and becomes expressive, exuding its iridescent beauty in infinite ways."*



©Giovanni Gastel



## LUCA DE BONA & DARIO DE MEO

"Ci piace da sempre definire il nostro metodo progettuale come un Hic et nunc. Questa locuzione latina rappresenta appieno il nostro approccio che non segue regole precise, ma è figlio del momento, rispecchia uno stato d'animo, la condizione sociale, l'attualità del presente inteso come fotogramma istantaneo, tensione al futuro e nostalgia del passato."

*"We like to define our method as hic et nunc. This Latin phrase encapsulates our approach. We don't follow a strict set of rules; our approach is a product of its time. It reflects a state of mind, a social condition, and the present moment understood as a snapshot in time, a push towards the future, and the pull of nostalgia."*



## MARC SADLER

"La progettazione nel settore dell'illuminotecnica è al top quando mi è permesso dare riconoscibilità estetica alla luce senza dimenticare la razionalità intrinseca dei prodotti, che devono essere efficienti in funzione e belli anche quando spenti. Per arrivarci serve un tandem di professionalità, divertente ed efficace allo stesso tempo."

*"The lighting sector is at its best when it allows me to inject aesthetic identifiability into my designs without forgetting the importance of intrinsic rationality. The products we design must be functional and beautiful, even when switched off. Achieving this balance requires professionalism that is both fun and functional at the same time."*



## BALDESSARI E BALDESSARI

"Ci piace un design sobrio, non "chiassoso", se ci riesce "elegante", che duri nel tempo. Ci piace esprimerci con materiali naturali che coniugano la tradizione con la contemporaneità, tenendo alta la nostra curiosità, per cercare di tessere un filo continuo che ci permetta più sguardi possibili."

*"We prefer understated design over "noise". Design should be "elegant" and stand the test of time. We like to express ourselves with natural materials that combine tradition and modernity, piquing our interest, in an attempt to weave an uninterrupted thread that gifts us as many glances as possible."*



## GIORGIO BISCARO

Un allievo domandò al suo maestro: "Come posso diventare un bravo designer?"

Lui rispose: "Quanto è comoda una sedia quando nessuno vi è seduto?"

*A student asked his Master "How can I become a good designer?"*

*The Master answered "How much comfortable a chair is, when no one is seated on it?"*



## ROCCO ESTE

La luce incontrando le tenebre, parafrasando Goethe, genera colori. La luce, in tutte le sue connotazioni, ci circonda. Penso sia la cosa più naturale dedicarle il mio lavoro, la mia arte. La luce, innanzitutto, merita rispetto. Voglio che essa sia la vera protagonista nella sua semplicità. Plasmare e donare la linearità e la pulizia che le appartengono. La luce diventa, finalmente, parte integrante dell'architettura. Pilastro di ogni nostra creazione.

*To paraphrase Goethe, by meeting darkness, light produces colour. Light in all its forms is all around us. I think it is the most natural thing in the world to dedicate my work, my art, to light. First and foremost, light deserves respect. I want it to be the true focal point, in all its simplicity. To mould it and give it the linearity and cleanness that belong to it. Finally, light has become an integral part of architecture. A mainstay of everything we create.*



## STEFANO BIZZARRI & CLAUDIO CINTI

"Parliamo di "ispirazione olistica", per cui ogni nostro progetto è identificato come unità multidimensionale, come fusione dei sistemi di riferimento: passato, presente e futuro, ovvero sintesi perfetta di esperienza e vissuto, di ricerca e sperimentazione, unite ad una predisposizione all'innovazione. Il progetto come un unicuum, come un intero che racchiude l'essenza del tempo."

*"We focus on holistic inspiration. All of our projects are intended as multi-dimensional units, as the coming together of different points of reference from the past, present, and future. Our projects are the perfect combination of experience, research, innovation, and a life lived. Our designs are unique and encapsulate the essence of time. "*

# LADYD

design matteo ugolini



# Lady D

design matteo ugolini

Materiale anticonformista che preserva l'eleganza e la classe di un lampadario di cristallo, così come la principessa del Galles, di alto lignaggio ma dai modi semplici e sinceri.

La forma del diffusore è un corpo di vetroresina bianca che esalta la silhouette della collezione da cui nella versione sospensione pendono gocce di cristallo.

La versione da terra non ha i pendagli in cristallo e si sposta grazie ad un anello sulla cima del diffusore.

*A hanging lamp in a unconventional material that retains all the elegance and class of a crystal chandelier, just like the Princess of Wales, of high lineage but with a simple, sincere demeanour.*

*The white fiberglass diffuser shape enhances the collection silhouette from which crystal drops hang in the pendant version.*

*The floor version, without the crystal drops, can be moved thanks to a ring on the top of the diffuser.*

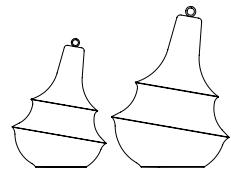




Struttura in vetroresina bianca opaca  
Structure in matt white fiberglass

**HP304PBINT**  
cm Ø47 H66

**HP304GBINT**  
cm Ø65 H89



lampada da terra / floor lamp  
lx max 18W E27

Versioni disponibili: SOSPENSIONE / TERRA / OUTDOOR  
Available versions: PENDANT / FLOOR / OUTDOOR



**LADY D**  
design  
matteo ugolini

**LADY D**  
design  
matteo ugolini




Struttura in vetroresina bianca opaca  
Structure in matt white fiberglass

**SE304PBINT**  
cm Ø48 H78

**SE304GBINT**  
cm Ø66 H107

sospensione/pendant  
lx max 18W E27





LADY D  
design  
matteo ugolini

## LADY D

design  
matteo ugolini

Struttura in vetroresina bianca opaca  
*Structure in matt white fiberglass*


**SE304PBINT**  
cm Ø48 H78

**SE304GBINT**  
cm Ø66 H107

sospensione/pendant  
lx max 18W E27







LADY D  
design  
matteo ugolini

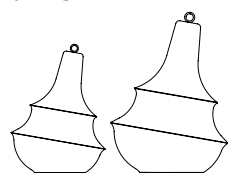


Struttura in vetroresina bianca opaca  
Structure in matt white fiberglass

**HP304PBEXT**  
cm Ø47 H66

**HP304GBEXT**  
cm Ø65 H89

Lampada da terra / floor lamp  
1x max 18W E27  
IP55



Struttura in vetroresina bianca opaca  
Structure in matt white fiberglass

**SE304PBEXT**  
cm Ø48 H78

**SE304GBEXT**  
cm Ø66 H107

sospensione/pendant  
1x max 18W E27  
IP55



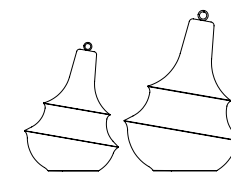
**LADY D**  
design  
matteo ugolini



Struttura in vetroresina bianca opaca  
Structure in matt white fiberglass

**HP304PBEXT**  
cm Ø47 H66

**HP304GBEXT**  
cm Ø65 H89



Lampada da terra / floor lamp  
lx max 18W E27  
IP55



**LADY D**  
design  
matteo ugolini

# AIRTEK ONE

design edmondo testaguzza



# Airtek One

design edmondo testaguzza

Dopo Stant, prosegue la mia personale ricerca finalizzata alla definizione di una dimensione poetica, nel contesto delle tecnologie dei sistemi d'illuminazione: la bellezza insita nella meccanica della macchina strutturale e la sottile tensione che si avverte lungo i filanti e brillanti profili in alluminio ne sono dimostrazione.

È un'estetica del costruire per pura sottrazione.

L'idea di una luce liberata da vincoli di ogni sorta: pura, essenziale, estremamente funzionale, in grado di articolarsi liberamente nello spazio.

*After Stant, my personal research aimed at defining a poetic dimension continues, in the context of light system technologies: the beauty inherent in the mechanics of the structural machine and the subtle tension perceivable along the wires and the shiny aluminum profiles are proof of this.*

*It is an aesthetic of construction by pure subtraction.*

*The idea of a light freed from all kinds of constraints: pure, essential, extremely functional, and able to articulate itself freely in the space.*



Faretto in alluminio anodizzato semi-lucido o nero opaco  
Spotlight in semi-glossy or matt black aluminum



**AC303T3F19** (semi-lucido - semi glossy)  
**AC303N3F19** (nero opaco - matt black)  
3x3 cm h 12,5 cm

24v 2,9W 351 lumen CRI>90  
Angolo di apertura / beam 19°  
non dimmerabile - not dimmable



## AIRTEK ONE

design  
edmondo testaguzza



## AIRTEK ONE

design  
edmondo testaguzza



Struttura in alluminio anodizzato semi-lucido o nero opaco  
*Structure in semi-glossy or matt black anodised aluminum*

Possibilità di creare composizioni custom.  
*Available as custom compositions.*

17W/m 2000 Lumen/m, 3000K, CRI>90

Faretti disponibili in alluminio anodizzato semi-lucido o nero opaco  
*Available spotlight in semi-glossy or matt black aluminum*

Versioni disponibili: SOSPENSIONE / SOFFITTO  
*Available versions: PENDANT / CEILING*






**AIRTEK ONE**  
design  
edmondo testaguzza





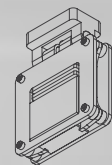
**AIRTEK ONE**  
design  
edmondo testaguzza





Faretto in alluminio anodizzato semi-lucido o nero opaco  
 Spotlight in semi-glossy or matt black aluminum

**AC303T2F40** (semi-lucido - semi glossy)  
**AC303N2F40** (nero opaco - matt black)  
 8x2,5 cm h 10 cm



24v 4,4W 523 lumen CRI>90  
 Angolo di apertura / beam 40°  
 Angoli di apertura disponibili / available beam 6° - 25°  
 non dimmerabile - not dimmable

**AIRTEK ONE**  
 design  
 edmondo testaguzza





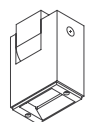


**AIRTEK ONE**  
design  
edmondo testaguzza



Faretto in alluminio anodizzato semi-lucido o nero opaco  
Spotlight in semi-glossy or matt black aluminum

**AC3031F40** (semi-lucido - semi glossy)  
**AC303N1F40** (nero opaco - matt black)  
3x5 cm h 8 cm




24v 3W 373 lumen CRI>90  
Angolo di apertura / beam 40°  
Angoli di apertura disponibili / available beam 6° - 25°  
non dimmerabile - not dimmable





**AIRTEK ONE**  
design  
edmondo testaguzza



# ATMOSPHERE

design matteo ugolini

NEWS





# Atmosphere

design matteo ugolini

A OGNI SINGOLO FILO D'ERBA  
È DESTINATA ALMENO UNA GOCCIA DI RUGIADA.

(PROVERBIO CINESE)

Un filo d'erba con una goccia di rugiada, una sfera riflettente in perfetto equilibrio sulla sommità.

Il filo d'erba oscilla al vento, ma la goccia resta al suo posto: questa l'ispirazione di Matteo Ugolini per la lampada outdoor/indoor da terra "Atmosphere", semplicemente soffermandosi a osservare i fenomeni della natura.

FOR EACH BLADE OF GRASS  
THERE IS AT LEAST ONE DROP OF DEW.

(CHINESE PROVERB)

*A blade of grass with a drop of dew, a reflective sphere perfectly balanced on the top.*

*The blade of grass sways in the wind, but the dewdrop remains in place. This is Matteo Ugolini's inspiration for the "Atmosphere" outdoor/indoor floor lamp: simply stopping to watch the wonders of nature.*

*The blade of grass, of different heights, is a knurled metal bar painted white, resting on a square metal base, while the dewdrop is a luminous spherical element in PVC.*



## ATMOSPHERE

design  
matteo ugolini

Struttura in fibra di vetro nero opaco e sfera in PMMA, basamento in acciaio inossidabile.  
Structure in matt black glass fiber and PMMA sphere, stainless steel base

**HP302ANINT**  
h 350 cm Ø 40 cm

**HP302BNINT**  
h 260 cm Ø 40 cm

**HP302CNINT**  
h 178 cm Ø 30 cm

lampada terra  
floor lamp  
1X MAX 18W E27



**ATMOSPHERE**

design  
marco ugolini



**ATMOSPHERE**

design  
matteo ugolini




Struttura in fibra di vetro  
bianco opaco e sfera in  
PMMA, basamento in  
acciaio  
Structure in matt white  
glass fiber, sphere in  
PMMA, steel basement

**HP302ABINT**  
h 350 cm Ø 40 cm

**HP302BBINT**  
h 260 cm Ø 40 cm

**HP302CBINT**  
h 178 cm Ø 30 cm


lampada terra  
floor lamp  
1X MAX 18W E27





## ATMOSPHERE

design  
matteo ugolini



Struttura in fibra di vetro  
e sfera in PMMA.  
*Structure in glass fiber  
and PMMA sphere.*

**PL302CBEXT** (bianco opaco/matt white)  
**PL302CNEXT** (nero opaco/matt black)  
h 178 cm  
1X MAX 18W E27  
IP 44

Versioni disponibili:  
TERRA / SOFFITTO / OUTDOOR  
*Available versions:*  
FLOOR / CEILING / OUTDOOR





**ATMOSPHERE**  
design matteo ugolini

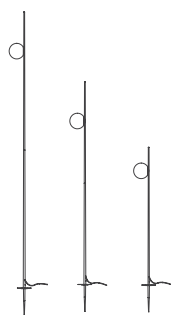
Struttura in fibra di vetro bianco opaco e sfera in PMMA  
Structure in matt white glass fiber and PMMA sphere

**HP302DBEXT**  
h 355 cm

**HP302EBEXT**  
h 260 cm

**HP302FBEXT**  
h 178 cm

1X MAX 18W E27  
picchetto / stake  
IP55

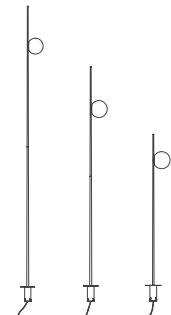


**HP302GBEXT**  
h 355 cm


**HP302HBEXT**  
h 260 cm


**HP302LBEXT**  
h 178 cm

1X MAX 18W E27  
attacco a terra  
ground fastening  
IP55



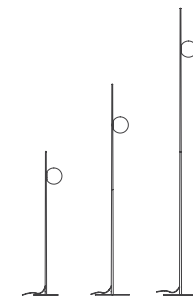
**ATMOSPHERE**  
design  
matteo ugolini





## ATMOSPHERE

design  
matteo ugolini



Struttura in fibra di vetro e sfera in  
PMMA, basamento in acciaio  
*structure in glass fiber, sphere in  
PMMA, steel basement*

**HP302ABEXT** (bianco opaco/matt white)  
**HP302ANEXT** (nero opaco/matt black)  
h 355 cm Ø 40 cm

**HP302BBEXT** (bianco opaco/matt white)  
**HP302BNEXT** (nero opaco/matt black)  
h 260 cm Ø 40 cm

**HP302CBEXT** (bianco opaco/matt white)  
**HP302CNEXT** (nero opaco/matt black)  
h 178 cm Ø 30 cm

IX MAX 18W E27  
IP55





**ATMOSPHERE**

design  
matteo ugolini

# ATMOSPHERE

design  
matteo ugolini



## ATMOSPHERE

design  
matteo ugolini

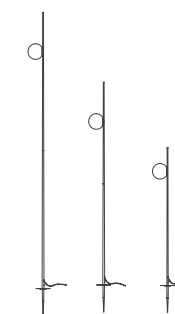
Struttura in fibra di vetro nero opaco e sfera in PMMA  
Structure in matt black glass fiber and PMMA sphere

**HP302DNEXT**  
h 355 cm

**HP302ENEXT**  
h 260 cm

**HP302FNEXT**  
h 178 cm

1X MAX 18W E27  
picchetto / stake  
IP55

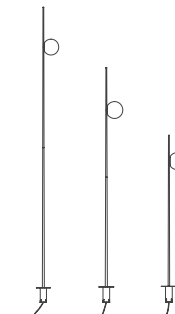


**HP302GNEXT**  
h 355 cm

**HP302HNEXT**  
h 260 cm

**HP302LNEXT**  
h 178 cm

1X MAX 18W E27  
attacco a terra /  
ground fastening  
IP55





# TURN IT

design rocco este

E' la luce la sola protagonista della collezione Turn it, per favorire la massima integrazione della luce nell'architettura e nello spazio.

Una lama affilata, una linea unificante.

Un raggio sospeso a legare le pareti in un connubio.

Ogni profilo porta e avvolge la lineare barra luminosa strip led. Grazie a un meccanismo semplice e intuitivo, la barra, ruotando sue due perni alle estremità nella versione a parete, disegna differenti configurazioni di luce, diretta o riflessa, nello spazio.

*Light is the only protagonist of the Turn It collection, promoting a seamless integration of light in architecture and space.*

*A sharp blade, a joining line. A suspended beam, bonding the walls.*

*Every profile carries and surrounds the strip LED linear light bar. With a simple, intuitive mechanism, the bar rotates onto two end pivots, in the wall-mounted version, and draws different direct or reflected light configurations in the surrounding space.*





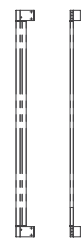
**TURN IT**  
design  
rocco este



Struttura in alluminio verniciato nero o bianco opaco  
*Matt black or matt white painted aluminum structure*

Versioni disponibili: SOSPENSIONE / PARETE  
*Available versions: PENDANT / WALL*

**AP305B1INT** (bianco/white)  
**AP305N1INT** (nero/black)  
 applique / wall lamp  
 L. 150cm - 21W 2475 lumen  
 CRI>90



**TURN IT**  
 design  
 rocco este



Un elemento continuo, singolo o modulare, orizzontale o verticale.  
La struttura a sospensione è modulare e componibile secondo varie combinazioni grazie a giunti angolari e lineari, oltre la possibilità di inserire faretti dal basso, grazie a un sistema a scorrimento, all'interno del profilo.

Con più elementi di Turn It si possono creare innumerevoli configurazioni per ogni esigenza progettuale.

*A continuous, single or modular, horizontal or vertical element.*

*The suspension structure is modular and can be composed according to different combinations, with angle or linear joints. Also, floodlights can be added, through a sliding system inside the profile.*

*Different Turn It elements can be combined to create endless combinations, for any interior design project.*



## TURN IT

design  
rocco este

Struttura componibile in alluminio verniciato  
nero o bianco opaco  
*Modular structure in paint matt black  
or white aluminum*

14W/m 1650 lumen/m  
3000K 24V CRI>90

Faretti disponibili in alluminio verniciato nero  
o bianco opaco  
*Available spotlight in matt black or matt  
white aluminum*





**TURN IT**  
design  
rocco este





**TURN IT**  
design  
rocco este



**TURN IT**  
design  
rocco este





**TURN IT**  
design  
rocco este





Faretto in alluminio verniciato nero o bianco opaco  
*Spotlight in white or matt black painted aluminum*

**AC305BBF50** (bianco opaco - *matt white*)  
**AC305NNF50** (nero opaco - *matt black*)  
 Ø3 cm h 10 cm



24v 4,5W 400 lumen CRI>93  
 Angolo di apertura / *beam 50°*  
 Angoli di apertura disponibili / *available beam 36°*  
 non dimmerabile - *not dimmable*


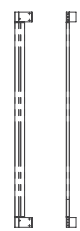




Struttura in alluminio verniciato nero o bianco opaco  
*Matt black or matt white painted aluminum structure*

**AP305B2INT** (bianco opaco/matt white)  
**AP305N2INT** (nero opaco/matt black)  
 applique / wall lamp

L. 200cm - 28W 3300 lumen  
 CRI>90



REZEN

THAN

*Sospensione*

# 24 KARATI

design matteo ugolini



SOSPENSIONI | PENDANT

Struttura in vetro trasparente.  
Structure in clear glass.



**SE104 1G INT**  
(paglierino/pale yellow)  
**SE104 1F INT** (fumé/smoked)  
sospensione / pendant  
cm 38x24 h. 54  
1 x max 70W E27



**SE113 1G INT**  
(paglierino/pale yellow)  
**SE113 1F INT** (fumé/smoked)  
sospensione / pendant  
cm ø 28 p. 16  
1 x max 70W E27



# ALÈ BABÀ

design matteo ugolini



## ALÌ E BABÀ

design  
matteo ugolini

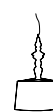
Struttura in ceramica bianca lucida e paralume in lino bianco.  
*Structure in glossy white ceramic and shade in white linen.*



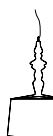
**SE623BS**  
sospensione / pendant  
cm Ø 25 h 65  
1 x max 52W E27



**SE619BS**  
sospensione / pendant  
cm Ø 35 h 95  
1 x max 70W E27



**SE622BS**  
sospensione / pendant  
cm Ø 30 h 65  
1 x max 52W E27



**SE618BS**  
sospensione / pendant  
cm Ø 50 h 78  
1 x max 70W E27

Versioni disponibili:  
APPLIQUE / SOSPENSIONE / PIANTANA  
TERRA / TAVOLO / OUTDOOR  
Available versions:  
WALL LAMP / PENDANT / FLOOR LAMP /  
TABLE LAMP / OUTDOOR



## ALIBABABY

design matteo ugolini

Struttura e paralume in ceramica bianca lucida.  
*Structure and shade in glossy white ceramic.*



**SE1017BC**  
sospensione / pendant  
cm Ø 16 h 44  
1 x max 52W E27

Versioni disponibili: SOSPENSIONE / TAVOLO  
Available versions: PENDANT / TABLE LAMP

# ALIBABIG

design matteo ugolini



Struttura in vetroresina.  
Structure in fiberglass.



**SE617V-INT**

sospensione / pendant

cm ø 40 h. 110

1 x max 105W (sotto/down) + 1 x 42W (sopra/up) E27



**SE616V-INT**

sospensione / pendant

cm ø 50 h. 110

1 x max 105W (sotto/down) + 1 x 42W (sopra/up) E27

Versioni disponibili: APPLIQUE / SOSPENSIONE / PIANTANA TERRA / OUTDOOR  
Available versions: WALL LAMP / PENDANT / FLOOR LAMP / OUTDOOR



# AU REVOIR

design matteo ugolini




SOSPENSIONI | PENDANT

Struttura in vetro bianco opalino incamiciato, componibile.  
Structure in white opal glass in triple layer modular.




**SE110 AB INT**  
sospensione / pendant  
cm 122 h. 190  
11 x max 42W E14



**SE110 BB INT**  
sospensione / pendant  
cm 122 h. 190  
5 x max 42W E14

# BAG

design baldessari e baldessari

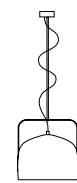




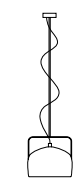
## BAG

design  
baldessari e baldessari

Struttura in ceramica liscia lucida e  
manico in metallo verniciato grigio.  
*Structure in smooth glossy ceramic  
and handle in grey metal.*

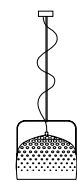


**SE154 AB INT** (bianca/white)  
**SE154 AR INT** (bronzo/bronze)  
sospensione  
*pendant*  
cm Ø32 x h 32  
1 x max 77W E27

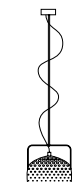


**SE154 CB INT** (bianca/white)  
**SE154 CR INT** (bronzo/bronze)  
sospensione  
*pendant*  
cm Ø21 x h 20  
1 x max 53W E27

Struttura in ceramica lucida con texture  
e manico in metallo verniciato grigio.  
*Structure in glossy ceramic with texture  
and handle in grey metal.*



**SE154 BB INT** (bianca/white)  
**SE154 BR INT** (bronzo/bronze)  
sospensione  
*pendant*  
cm Ø32 x h 32  
1 x max 77W E27



**SE154 DB INT** (bianca/white)  
**SE154 DR INT** (bronzo/bronze)  
sospensione  
*pendant*  
cm Ø21 x h 20  
1 x max 53W E27

Versioni disponibili:  
SOSPENSIONE / TAVOLO / PIANTANA TERRA  
*Available versions:*  
PENDANT / TABLE LAMP / FLOOR LAMP



# BIBENDUM



# D U M

## Bibendum

design paola navone

Bibendum è una piccola magia luminosa. La magia che accade quando da una tradizione artigianale prende vita un oggetto inaspettato e divertente, capace di rendere un po' speciale la vita di ogni giorno.

*Bibendum is a trick of lighting magic – the magic that happens when a handcrafted tradition gives rise to an unexpected, fun object, capable of making everyday life a little bit special.*

## BIBENDUM

design  
paola navone



Diffusore in vetro.  
Shade in glass.



**SE198 AV INT** (trasparente/clear) 2700K  
**SE198 AE INT** (bianco/white) 2700K  
**SE198 AT INT** (trasparente/clear) 3000K  
**SE198 AD INT** (bianco/white) 3000K  
sospensione / pendant  
cm Ø15 h 18  
LED 1x5W 500 lumen, CRI ≥ 80



**SE198 CV INT** (trasparente/clear) 2700K  
**SE198 CE INT** (bianco/white) 2700K  
**SE198 CT INT** (trasparente/clear) 3000K  
**SE198 CD INT** (bianco/white) 3000K  
sospensione / pendant  
cm Ø30 h 35  
LED 1x17W 1700 lumen, CRI ≥ 80



**SE198 BV INT** (trasparente/clear) 2700K  
**SE198 BE INT** (bianco/white) 2700K  
**SE198 BT INT** (trasparente/clear) 3000K  
**SE198 BD INT** (bianco/white) 3000K  
sospensione / pendant  
cm Ø35 h 25  
LED 1x17W 1700 lumen, CRI ≥ 80

# BLACK OUT

design matteo ugolini





## BLACK OUT

design matteo ugolini

Struttura in filamento di vetroresina.  
Structure in painted fiberglass.



**SE101 1B INT** (bianco/white)  
**SE101 1N INT** (nera opaca/matt black)  
sospensione / pendant  
cm ø 35 h. 40  
1 x max 53W E27



**SE101 2B INT** (bianco/white)  
**SE101 2N INT** (nera opaca/matt black)  
sospensione / pendant  
cm ø 50 h. 60  
3 x max 53W E27

portacandele in ceramica  
ceramic candle-holder



**AC101 1B INT** (bianco/white)  
**AC101 1N INT** (nero/black)

Versioni disponibili: SOSPENSIONE / PIANTANA TERRA / OUTDOOR  
Available versions: PENDANT / FLOOR LAMP / OUTDOOR



# BRAILLE

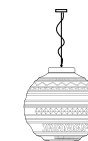
design matteo ugolini



Struttura in vetro bianco satinato.  
Structure in white frosted glass.



**SE144 1B INT**  
sospensione / pendant  
cm Ø25 x h.25  
1 x max 46W, E14



**SE144 2B INT**  
sospensione / pendant  
cm Ø40 x h.38  
1 x max 105W, E27

Versioni disponibili: TAVOLO / SOSPENSIONE / PLAFONIERA  
Available versions: TABLE LAMP / PENDANT / CEILING LAMP



# CAPODIMONTE

design matteo ugolini



Struttura in ceramica bianca.  
Structure in white ceramic.

**SE129 1B INT**  
sospensione  
pendant  
cm h. 26 ø 6  
1 x max 20W GU10

Versioni disponibili: APPLIQUE / SOSPENSIONE  
Available versions: WALL LAMP / PENDANT



SOSPENSIONI | PENDANT

# CELL

design matteo ugolini



Struttura in filo metallico, paralume in lino bianco.  
Structure in metallic thread, shade in white linen.

**SE614B** (bianco/white)  
**SE614 CM INT** (bronz/bronze)  
sospensione / pendant  
cm ø 36 h. 58 + h. 29  
1 x max 42W E27



**SE615B** (bianco/white)  
**SE615 DM INT** (bronz/bronze)  
sospensione / pendant  
cm ø 55 h. 88 + h. 41  
1 x max 52W E27



**SE612B** (bianco/white)  
**SE612 AM INT** (bronz/bronze)  
sospensione / pendant  
cm ø 57 h. 59 + h. 29  
1 x max 52W E27



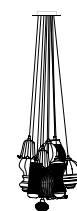
**SE613B** (bianco/white)  
**SE613 BM INT** (bronz/bronze)  
sospensione / pendant  
cm ø 84 h. 89 + h. 41  
1 x max 52W E27



# CERAUNAVOLTA

design matteo ugolini & edmondo testaguzza

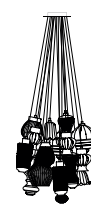
Struttura in vetro soffiato.  
Structure in blown glass.



**SE134 2T 00A** (tiffany)  
**SE134 2S 00A** (trasparente/clear)  
composizione multipla 12 vetri  
multiple configuration 12  
accessories  
sospensione / pendant  
cm ø 45  
3 x max 20W LED



**SE134 3T 00C** (tiffany)  
**SE134 3S 00C** (trasparente/clear)  
composizione multipla 17 vetri  
multiple configuration 17  
accessories  
sospensione / pendant  
cm ø 55  
3 x max 20W LED



**SE134 1T 00D** (tiffany)  
**SE134 1S 00D** (trasparente/clear)  
composizione multipla 22 vetri  
multiple configuration 22  
accessories  
sospensione / pendant  
cm ø 60  
4 x max 20W LED








## CERAUNAVOLTA

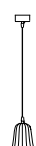
design  
matteo ugolini  
edmondo testaguzza


Struttura in vetro soffiato.  
*Structure in blown glass.*


 **SE135 5T INT** (tiffany)  
**SE135 5S INT**  
(trasparente/clear)  
sospensione / *pendant*  
cm ø 20 h. 23,5  
1 x max 33W G9

 **SE135 3T INT** (tiffany)  
**SE135 3S INT**  
(trasparente/clear)  
sospensione / *pendant*  
cm ø 13,5 h. 18  
1 x max 33W G9

 **SE135 1T INT** (tiffany)  
**SE135 1S INT**  
(trasparente/clear)  
sospensione / *pendant*  
cm ø 14,5 h. 17  
1 x max 33W G9

 **SE134 3T INT** (tiffany)  
**SE134 3S INT**  
(trasparente/clear)  
sospensione / *pendant*  
cm ø 13 h. 12,5  
1 x max 33W G9

 **SE134 4T INT** (tiffany)  
**SE134 4S INT**  
(trasparente/clear)  
sospensione / *pendant*  
cm ø 15 h. 17  
1 x max 33W G9

 **SE134 5T INT** (tiffany)  
**SE134 5S INT**  
(trasparente/clear)  
sospensione / *pendant*  
cm ø 16 h. 12,5  
1 x max 33W G9



# CIRCUS

design matteo ugolini & edmondo testaguzza



Diffusore in vetro bianco in filigrana.  
Shade in filigree white glass.



**SE258 AB INT**  
sospensione  
pendant  
cm Ø32 x h 32  
1 x max 105W E27



**SE258 BB INT**  
sospensione  
pendant  
cm Ø24 x h 29  
1 x max 105W E27



**SE258 CB INT**  
sospensione  
pendant  
cm Ø24 x h 37  
1 x max 105W E27



# CUPIDO

design matteo ugolini

Un progetto che nasce con l'intento di far "innamorare". Prende forma così Cupido, una lunga e minimale barra di luce a led che trafigge un paralume in tessuto.

*A project originating with the intention of making two different worlds "fall in love". This has given rise to Cupido, a long, minimal bar of led light piercing a fabric lampshade.*





## CUPIDO

design  
matteo ugolini



Struttura in alluminio nero opaco.  
*Structure in matt black aluminium.*

 **SE194 A1 INT**  
sospensione / pendant  
cm Ø2.5 l. 99  
strip LED 2x18W 3920 lumen  
bianco dinamico con app / *tunable white by app*  
2700-5000K CRI ≥ 90

 **SE194 B1 INT**  
sospensione / pendant  
cm Ø2.5 l. 149  
strip LED 2x26W 5880 lumen  
bianco dinamico con app / *tunable white by app*  
2700-5000K CRI ≥ 90


Accessorio sospensione in cotone antracite.  
*Optional for pendant in charcoal cotton.*


 **AC184 AB INT**  
(stampato / *printed*)  
cm Ø23 h. 24

 **AC184 AC INT**  
(non stampato / *not printed*)  
cm Ø23 h. 24



Diffusore in cotone antracite con stampa interna.  
*Shade in charcoal cotton with inner print.*

 **SE194 CD INT**  
sospensione  
pendant  
cm Ø26 h 24  
1 x max 50W E27

 **SE194 DD INT**  
sospensione  
pendant  
cm Ø40 h 42  
1 x max 105W E27


Versioni disponibili: PIANTANA TERRA  
*Available versions: FLOOR LAMP*

# DÉJÀ-VU


design matteo ugolini



Struttura in ceramica bianca, paralume in lino bianco.  
Structure in white ceramic, shade in white linen.

 **SE627-45B** (lucido/glossy)  
**SE117 3B INT** (opaco/matt)  
sospensione / pendant  
cm 45 x 18 x h 32  
1 x max 105W E27

**SR014 3B INT**  
rosone in metallo per  
composizione singola  
ceiling cup for single pendant

 **SE627-60B** (lucido/glossy)  
**SE117 4B INT** (opaco/matt)  
sospensione / pendant  
cm 60 x 25 x h 45  
1 x max 105W E27

**SR034 1B INT**  
rosone in metallo per  
composizione multipla  
ceiling cup for multiple  
configuration

Versioni disponibili: SOSPENSIONE / APPLIQUE  
Available versions: PENDANT / WALL LAMP



# DÉJÀ-VU NU

design matteo ugolini



Struttura in ceramica bianca opaca.  
Structure in matt white ceramic.



**SE117 1B INT**  
sospensione / pendant  
cm b.42 p.12 h.25  
1 x max 42W E14



**SE117 2B INT**  
sospensione / pendant  
cm b.60 p.17 h.32  
1 x max 42W E14

**SR014 3B INT**  
rosone in metallo per composizione singola  
ceiling cup for single pendant

**SR034 1B INT**  
rosone in metallo per composizione multipla  
ceiling cup for multiple configuration

# DOMENICA

design luca de bona & dario de meo

Come un giorno di festa rompe la monotonia, oltrepassa la materia, esplode nello spazio propagandosi come una melodia.

*Like a feast day breaks up the monotony, goes beyond the matter, explodes in the space spreading like a melody.*



Struttura in gesso bianco e rete metallica.  
Structure in white plaster and wire netting.



(bianco/white) **SE102 1B INT**  
(oro/gold) **SE102 1O INT**  
sospensione / pendant  
cm ø 35 h. 39  
1 x max 70W E27



(bianco/white) **SE102 2B INT**  
(oro/gold) **SE102 2O INT**  
sospensione / pendant  
cm ø 50 h. 56  
1 x max 70W E27

Versioni disponibili: APPLIQUE / SOSPENSIONE  
Available versions: WALL LAMP / PENDANT

# GANG

# S T E R



## Gangster

design matteo ugolini

Una gang di forme pure e semplici si aggira vestita completamente di bianco, tranne il suo leader che è anche foderato di bronzo; essa mira a portare luce morbida nei tuoi spazi...


*A gang of pure and simple shapes roams completely dressed in white, but his leader who's also covered in gunmetal; their aim is to bring slick lighting to your surroundings...*


## GANGSTER


design  
matteo ugolini




Diffusore in ceramica bianca lucida, interno color bronzo o bianco.  
Glossy white ceramic shade, inner part bronze or white colour.

 **SE644 BB** (bianco/white)  
**SE644 BR** (bronzo/bronze)  
sospensione / pendant  
cm Ø 28 h 20  
1 x max 70W E27

 **SE642BB** (bianco/white)  
**SE642BR** (bronzo/bronze)  
sospensione / pendant  
cm Ø 48 h 35  
1 x max 105W E27

 **SE643BB** (bianco/white)  
**SE643BR** (bronzo/bronze)  
sospensione / pendant  
cm Ø 35 h 15  
1 x max 70W E27

 **SE641BB** (bianco/white)  
**SE641BR** (bronzo/bronze)  
sospensione / pendant  
cm Ø 50 h 22  
1 x max 105W E27



# GINGER

design edmondo testaguzza



## GINGER

design  
edmondo  
testaguzza

Struttura in vetro trasparente.  
Structure in clear glass.



### SE116 2A INT

(paglierino/pale yellow)

**SE116 2F INT** (fumè/smoked)

sospensione / pendant

cm ø 27 h. 26

1 x max 77W E27



### SE116 1A INT

(paglierino/pale yellow)

**SE116 1F INT** (fumè/smoked)

sospensione / pendant

cm ø 30 h. 20

1 x max 77W E27



### SE116 3A INT

(paglierino/pale yellow)

**SE116 3F INT** (fumè/smoked)

sospensione / pendant

cm ø 30 h. 37

1 x max 77W E27

Versioni disponibili: SOSPENSIONE / OUTDOOR  
Available versions: PENDANT / OUTDOOR



# GONZAGA

design luca de bona, dario de meo & matteo ugolini

Gonzaga, una lampada che sembra danzare nello spazio con le sue geometrie minimali sulle quali luci e ombre si rincorrono all'infinito generando un silente dinamismo scenografico.

*Gonzaga: a light that seems to dance in space with its minimal geometric shapes on which lights and shadows chase each other to infinity, generating a silent cinematic dynamism.*



## GONZAGA

design  
luca de bona  
dario de meo  
matteo ugolini

Struttura in alluminio.  
Structure in aluminium.



**SE185 GD EXT** (bianco/white)  
**SE185 GC EXT** (nero/black)  
**SE185 DD EXT** (ottone/brass)  
sospensione / pendant  
cm Ø42 h 8  
LED 13W 1200 lumen  
2700K CRI ≥ 80  
IP65



**SE185 FD EXT** (bianco/white)  
**SE185 FC EXT** (nero/black)  
**SE185 DC EXT** (ottone/brass)  
sospensione / pendant  
cm Ø42 h 8  
LED 13W 1200 lumen  
3000K CRI ≥ 80  
IP65



**SE185 ED EXT** (bianco/white)  
**SE 185 EC EXT** (nero/black)  
**SE 185 CD EXT** (ottone/brass)  
sospensione / pendant  
cm Ø59 h 8  
LED 13W 1200 lumen  
2700K CRI ≥ 80  
IP65



**SE185 BD EXT** (bianco/white)  
**SE185 BC EXT** (nero/black)  
**SE185 CC EXT** (ottone/brass)  
sospensione / pendant  
cm Ø59 h 8  
LED 13W 1200 lumen  
3000K CRI ≥ 80  
IP65

Versioni disponibili: SOSPENSIONE / OUTDOOR  
Available versions: PENDANT / OUTDOOR





# KIMONO

design matteo ugolini



Struttura in vetroresina,  
Structure in fiberglass.



**SE636V-INT**  
sospensione / pendant  
cm ø 40 h. 85  
1 x max 105W E27



**SE635V-INT**  
sospensione / pendant  
cm ø 50 h. 70  
1 x max 105W E27

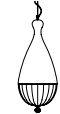
Versioni disponibili: SOSPENSIONE / OUTDOOR  
Available versions: PENDANT / OUTDOOR


# LE TRULLE

design edmondo testaguzza



Struttura in filo metallico e ceramica naturale.  
*Structure in metallic thread and natural ceramic.*

 **SE654T**  
sospensione / pendant  
cm ø 38 x h. 87  
1 x max 70W E27

 **SE655T**  
sospensione / pendant  
cm ø 26 x h. 71  
1 x max 70W E27

# MEK

design stefano bizzarri & claudio cinti

Visione futurista o riuso degli oggetti? Illusione luminosa o luminosa illusione? Mek è tutto questo. Un vero e proprio esercizio di re-design per un oggetto di grande valenza tecnica che assume i segni e la forma di una vera e propria lampada.

*A futuristic vision or a re-use of objects? Just a luminous illusion? Mek stands for all that. A true proof of reshape in design for an object of great technical value taking on signs and shapes of a real lighting fixture.*



## MEK

design  
stefano bizzarri  
claudio cinti

Struttura in ceramica.  
Structure in ceramic.



**SE107 3B INT** (bianco/white)  
**SE107 3R INT** (bianco  
bronzo/white bronze)  
**SE107 3N INT** (nero/black)  
sospensione / pendant  
cm ø 8 h. 26  
1 x max 105W E27



**SE107 2B INT** (bianco/white)  
**SE107 2R INT** (bianco  
bronzo/white bronze)  
**SE107 2N INT** (nero/black)  
sospensione / pendant  
cm ø 10 h. 25  
1 x max 105W E27



**SE107 1B INT** (bianco/white)  
**SE107 1R INT** (bianco  
bronzo/white bronze)  
**SE107 1N INT** (nero/black)  
sospensione / pendant  
cm ø 17 h. 18  
1 x max 105W E27

# MOBY DICK

design matteo ugolini

Struttura in vetroresina, finitura esterna liscia, interna naturale.  
Structure in fiberglass, smooth outer finishing, rough inner finishing.

## SE646P

sospensione / pendant  
cm 90x30x h. 30  
1 x max 70W E27



## SE647G

sospensione / pendant  
cm 150x55x h. 55  
1 x max 105W E27



Versioni disponibili: SOSPENSIONE / OUTDOOR  
Available versions: PENDANT / OUTDOOR



# MOON



# BLOOM

design matteo ugolini







## MOONBLOOM


design  
matteo ugolini


Struttura in alluminio nero opaco  
e rosone in gesso bianco.  
*Structure in matt black  
aluminum and white plaster  
ceiling cup.*

 **SE256 2B INT (3000K)**  
**SE256 6B INT (2700K)**  
sospensione  
*pendant*  
cm Ø40 x h 300

 **SE256 4B INT (3000K)**  
**SE256 8B INT (2700K)**  
sospensione  
*pendant*  
cm Ø75 x h 300

LED sopra/up 16,8W  
1821 lumen  
LED sotto/down 8,4W  
907 lumen  
CRI≥90

 **SE256 1B INT (3000K)**  
**SE256 5B INT (2700K)**  
sospensione  
*pendant*  
cm Ø40 x h 200  
CRI≥90

 **SE256 3B INT (3000K)**  
**SE256 7B INT (2700K)**  
sospensione  
*pendant*  
cm Ø75 x h 200  
CRI≥90

LED sopra/up 16,8W  
1821 lumen



# NANDO

design debonademeo

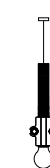





**NANDO**  
design  
debonademeo



Struttura in metallo.  
*Structure in metal.*

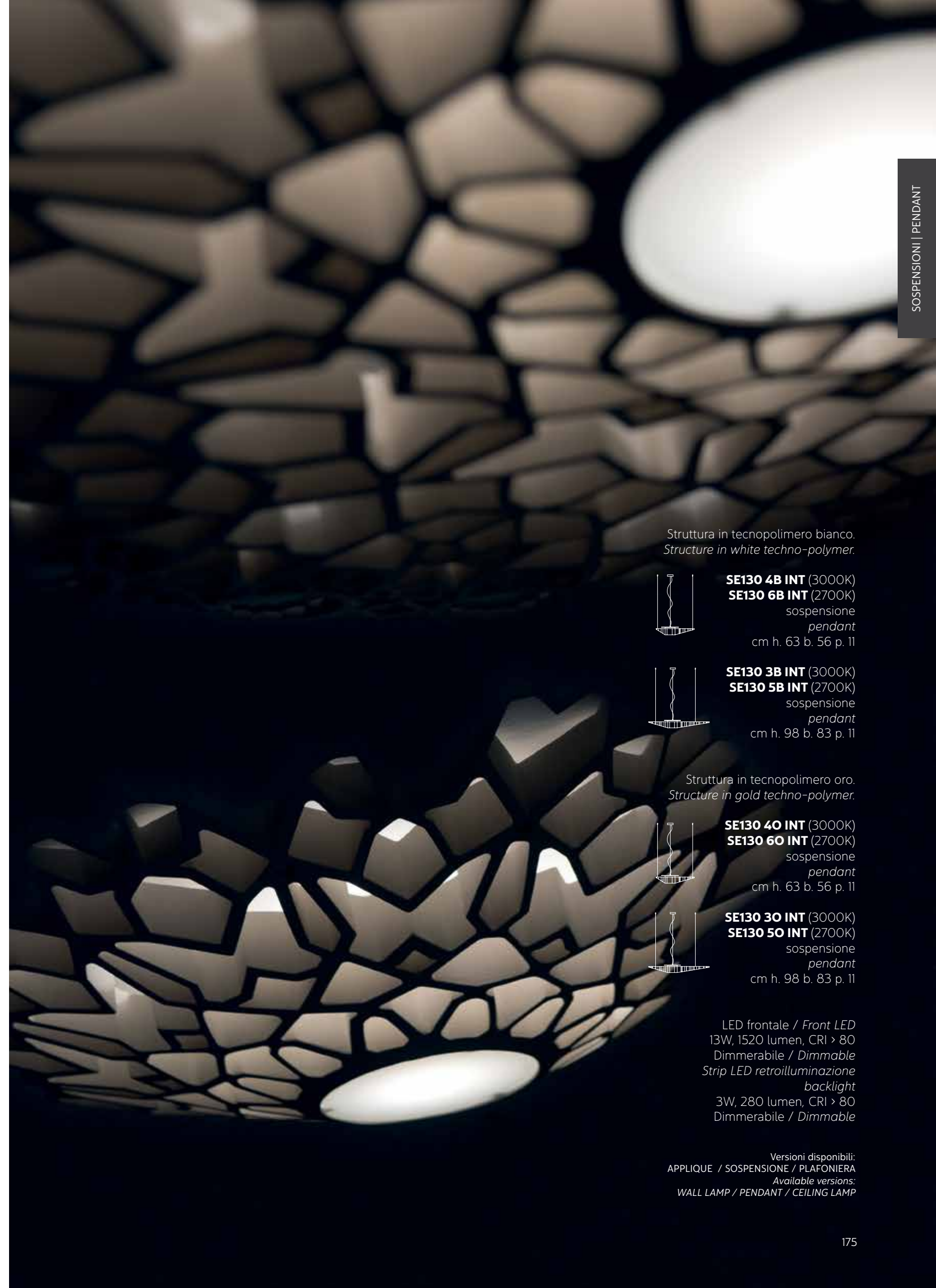
 **SE109 1G INT** (antracite/  
charcoal grey)  
**SE109 1B INT** (bianco/white)  
**SE109 1O INT** (oro/gold)  
sospensione / pendant  
cm 8x11,5 h. 35  
1 x max 77W E27

 **SE109 2G INT** (antracite/  
charcoal grey)  
**SE109 2B INT** (bianco/white)  
**SE109 2O INT** (oro/gold)  
sospensione / pendant  
cm 8x11,5 h. 15  
1 x max 77W E27

Versioni disponibili: APPLIQUE / SOSPENSIONE  
*Available versions: WALL LAMP / PENDANT*

# NOTREDAME

design debonademeo



Struttura in tecnopolimero bianco.  
*Structure in white techno-polymer.*



**SE130 4B INT** (3000K)  
**SE130 6B INT** (2700K)  
sospensione  
*pendant*  
cm h. 63 b. 56 p. 11



**SE130 3B INT** (3000K)  
**SE130 5B INT** (2700K)  
sospensione  
*pendant*  
cm h. 98 b. 83 p. 11

Struttura in tecnopolimero oro.  
*Structure in gold techno-polymer.*



**SE130 4O INT** (3000K)  
**SE130 6O INT** (2700K)  
sospensione  
*pendant*  
cm h. 63 b. 56 p. 11



**SE130 3O INT** (3000K)  
**SE130 5O INT** (2700K)  
sospensione  
*pendant*  
cm h. 98 b. 83 p. 11

LED frontale / *Front LED*  
13W, 1520 lumen, CRI > 80  
Dimmerabile / *Dimmable*  
Strip LED retroilluminazione  
*backlight*  
3W, 280 lumen, CRI > 80  
Dimmerabile / *Dimmable*

Versioni disponibili:  
APPLIQUE / SOSPENSIONE / PLAFONIERA  
*Available versions:*  
WALL LAMP / PENDANT / CEILING LAMP

# PLANCTON

SOSPENSIONI | PENDANT



## Plancton

design matteo ugolini

Struttura in vetroresina con bordi sfrangiati.  
Structure in fiberglass with unfinished borders.



**SE648/1PB**  
sospensione / pendant  
cm ø 45 h. 25  
1 x max 70W E27



**SE649/1GB**  
sospensione / pendant  
cm ø 75 h. 40  
1 x max 105W E27

Versioni disponibili: SOSPENSIONE / OUTDOOR  
Available versions: PENDANT / OUTDOOR

# SAHARA

design matteo ugolini



## SAHARA

design  
matteo ugolini

Struttura in ceramica finitura lucida.  
*Structure in glossy ceramic.*



**SE667KB** (bianco/white)  
**SE667KV** (verde/green)  
sospensione / pendant  
cm ø 14 h. 40  
1 x max 70W E27



**SE668KB** (bianco/white)  
**SE668KV** (verde/green)  
sospensione / pendant  
cm ø 23 h. 17  
1 x max 70W E27



**SE669KB** (bianco/white)  
**SE669KV** (verde/green)  
sospensione / pendant  
cm ø 29 h. 35  
1 x max 70W E27




**SE670KB** (bianco/white)  
**SE670KV** (verde/green)  
sospensione / pendant  
cm ø 35 h. 24  
1 x max 70W E27

# SHERWOOD E ROBIN

design matteo ugolini

Struttura in ceramica bianca opaca.  
Structure in matt white ceramic.



**SE151 AB INT**  
sospensione / pendant  
cm Ø8 x h 11,5  
(Sherwood-ghianda/acorn)  
1 x max 53W E27



**SE151 BB INT**  
sospensione / pendant  
cm Ø8 x h 11,5  
(Sherwood-ghianda/acorn)  
1 x max 53W E27  
cm 8 x 9 x h 44  
(Robin-scoiattolo/squirrel)



**SE151 CB INT**  
sospensione / pendant  
cm Ø8 x h 11,5  
(Sherwood-ghianda/acorn)  
1 x max 53W E27  
cm 8 x 9 x h 44  
(Robin-scoiattolo/squirrel)

**SHERWOOD  
E ROBIN**  
design matteo ugolini



SOSPENSIONI | PENDANT

# SIBILLA

design debonademeo




Sibilla, la voce della luce.  
Per mezzo di un frame sospeso che anima lo spazio con l'audacia espressiva di un tratto grafico di ispirazione De Stijl, i flussi luminosi vengono incanalati come onde sonore e distribuiti in tutte le direzioni.

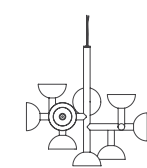
*Sibilla, the voice of light.  
Evoking the myth of the sibyls, who were famously interrogated to elicit prophecies, this light was designed as if it were sound travelling through space, making its radiant voice heard as it exudes a sense of both poeticism and practicality.*




Struttura in alluminio  
Structure in matt white aluminum.



**SE250 1B INT**  
sospensione  
pendant  
cm 45 x 35 x h 56  
6 x max 33W E14



**SE250 2B INT**  
sospensione  
pendant  
cm 65 x 53 x h 64  
9 x max 33W E14



**SE250 3B INT**  
sospensione  
pendant  
cm 65 x 53 x h 106  
16 x max 33W E14



**SIBILLA**  
design  
debonademeo

Struttura in alluminio nero opaco.  
Structure in matt black aluminum.



**SE250 1N INT**  
sospensione  
pendant  
cm 45 x 35 x h 56  
6 x max 33W E14



**SE250 2N INT**  
sospensione  
pendant  
cm 65 x 53 x h 64  
9 x max 33W E14



**SE250 3N INT**  
sospensione  
pendant  
cm 65 x 53 x h 106  
16 x max 33W E14



# SNOOB

design matteo ugolini



Struttura in alluminio laccato.  
Structure in lacquered aluminium.



**SE609B** (bianco/white)  
**SE609N** (nero/black)  
sospensione a 16 bracci  
pendant with 16 arms  
cm ø 130 h. 45  
32 x max 42W E14



**SE610B** (bianco/white)  
**SE610N** (nero/black)  
sospensione a 8 bracci  
pendant with 8 arms  
cm ø 73 h. 35  
16 x max 42W E14



# STRALUNATA


design matteo ugolini

Dolce e chiara è la notte e senza vento,  
e questa sovra i tetti e in mezzo agli orti  
posa la luna, e di lontan rivela  
serena ogni montagna.

*(Giacomo Leopardi)*

*The night is sweet and clear, without a breeze,  
and the moon rests in the gardens,  
calm on the roofs, and reveals, clear,  
far off, every mountain.*


*(Giacomo Leopardi)*




## STRALUNATA

design  
matteo ugolini

Struttura in alluminio nero opaco e  
piatto in alluminio bianco.  
*Structure in matt black aluminum  
and white aluminum plate.*

  
**SE255 2N INT (3000K)**  
**SE255 1N INT (2700K)**  
sospensione  
*pendant*  
cm Ø23 x h 200  
led 16.8W 1821 lumen  
CRI≥90

  
**SE255 4N INT (3000K)**  
**SE255 3N INT (2700K)**  
sospensione  
*pendant*  
cm Ø40 x h 200  
led 16.8W 1821 lumen  
CRI≥90

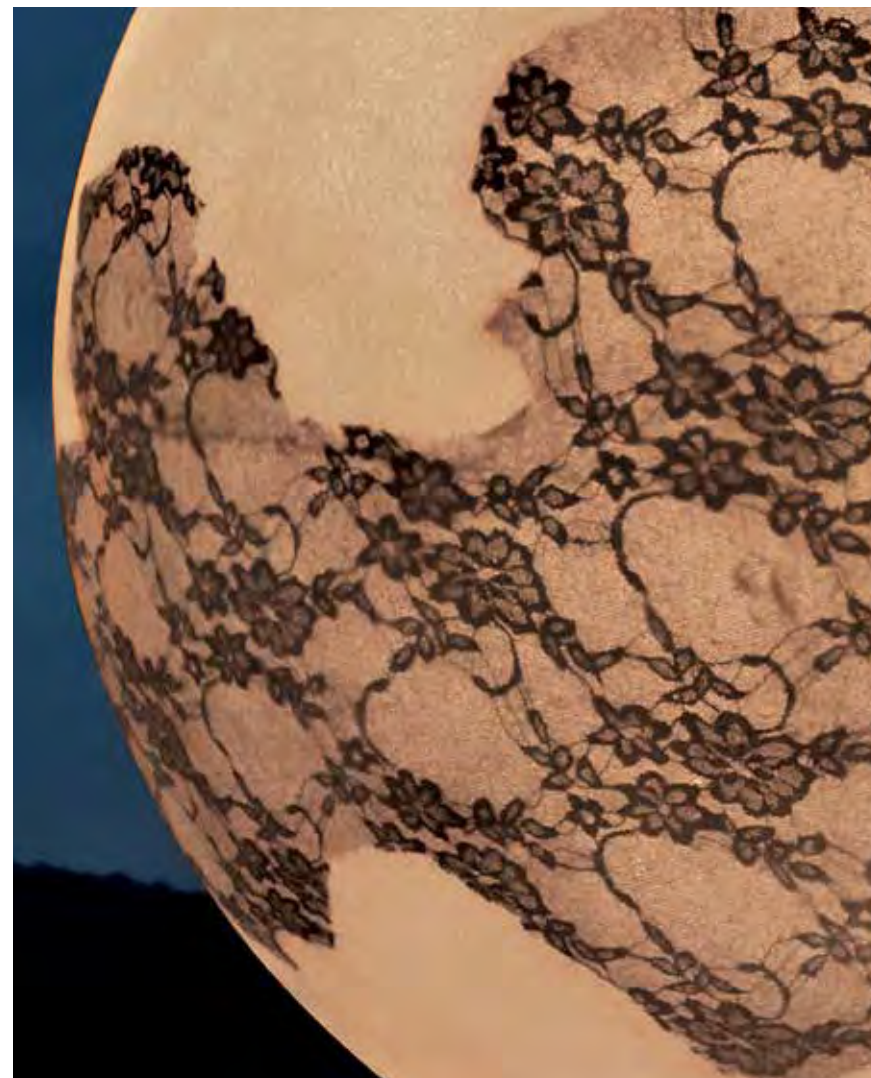


# ULULÌ ULULÀ

design matteo ugolini

Vi regaliamo la Luna: ispiratrice di arte, progetti e sogni...

*We give you the Moon: inspiring art, projects and dreams...*



Struttura in vetroresina con inserti in pizzo.  
Structure in fiberglass with lace inserts.



**SE648PB (ULULÌ)**  
sospensione / pendant  
cm ø 45  
1 x max 70W E27



**SE649GB (ULULÀ)**  
sospensione / pendant  
cm ø 75  
1 x max 105W E27

Versioni disponibili: SOSPENSIONE / PIANTANA TERRA / OUTDOOR  
Available versions: PENDANT / FLOOR LAMP / OUTDOOR

# WORK IN PROGRESS

design matteo ugolini



## WORK IN PROGRESS

design matteo ugolini

Struttura in ceramica bianca.  
*Structure in white ceramic.*



**SE125 1B INT**  
sospensione / pendant  
cm h. 39 p. 10  
1 x max 35W GU10

**SR001 3B INT**  
rosone in metallo per  
composizione singola  
*ceiling cup for single  
pendant*

**SR025 1B INT**  
rosone in metallo per  
composizione multipla  
*ceiling cup for multiple  
configuration*

Versioni disponibili: APPLIQUE / SOSPENSIONE  
*Available versions: WALL LAMP / PENDANT*





# WOW!

## Wow!

design matteo ugolini

Vuole essere la provocazione, lo stupore, la sorpresa, l'invito ad uscire ogni tanto dagli schemi in un 'clic' di luce.

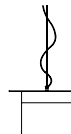
*It is supposed to be the provocation, wonder, surprise and a friendly invitation to step out of a frame of mind just in a 'click' of light (when you turn it on).*






**WOW!**  
design matteo ugolini

Paralume in lino bianco e  
accessorio in ceramica bianca opaca.  
*Shade in white linen  
and optional in matt white ceramic.*

 **SE696CC**  
sospensione  
*pendant*  
cm ø 60 h. 40  
max 1x70W E27

 **SE697CO**  
Accessorio "Silvan".  
*Optional "Silvan".*  
cm b. 46 h. 26

# CLUSTER

design edmondo testaguzza & matteo ugolini



**COMPOSIZIONE Ø70**  
design  
edmondo testaguzza  
matteo ugolini

**SE070BB INT**

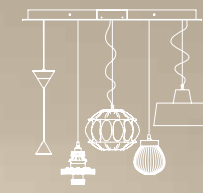




**COMPOSIZIONE 90**

design  
edmondo testaguzza  
matteo ugolini

**SE090CB INT**



**COMPOSIZIONE Ø50**

design  
edmondo testaguzza  
matteo ugolini

**SE050NT INT**

