

Lighting Collection

FRAMA





Introduction	
FRAMA Studio	5
Lighting Collection	
Introduction	7
Eiffel	8
Cone Shade	18
T-Lamp	24
90° Lamp	28
AML Lamp	32
Circle Shade	34
Ventus	38
Ovoid	40
Contact Info	50



## FRAMA Studio


Since the first collection in 2011, FRAMA has embraced an organic and collaborative approach to design equally inspired by the old and the new, by digital technologies and analog traditions. The naturalistic, hands-on approach to design and production has allowed for creating a unified aesthetic across a growing range of product collections encompassing lifestyle objects and homewares, interior architecture and meaningful design solutions, furniture, lighting, scents, and skincare.


Based in Copenhagen's Nyboder neighborhood, the headquarters are an ever-evolving studio space housed in the historic St. Pauls Apotek dating back to 1878. Each year, FRAMA Studio Store hosts a full calendar of open events, collaborative gatherings, and art and design installations.



## Lighting

The FRAMA Lighting Collection is a celebration of warmth and illumination even during the dark days of winter. Crafted with timeless materials that will naturally patina and improve with age, each product has been conceived as a functional object d'art.







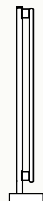
EIFFEL PENDANT LIGHT | 1000

Design: Krøyer Sætter Lassen  
Materials: Powder coated steel frame, opal glass LED tube, coated solid brass dimmer  
Dimensions: W103.5 H8.5 D4.5  
Bulb: S14s 1000, not included



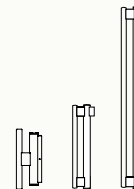
EIFFEL FLOOR LAMP

Design: Krøyer Sætter Lassen  
Materials: Sandblasted travertine, powder coated steel frame, opal glass LED tube, coated solid brass dimmer  
Dimensions: H113.7 Ø18.5  
Bulb: S14s 1000, not included



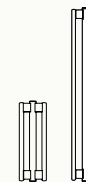
EIFFEL WALL LAMP | SINGLE

Design: Krøyer Sætter Lassen  
Materials: Powder coated steel frame, opal glass LED tube, coated solid brass dimmer  
Dimensions: 300: H30 W4.5 D10.7, 500: H53.5 W4.5 D10.7, 1000: H103.5 W4.5 D10.7  
Bulb: S14d 300, S14s 500, S14s 1000, not included



EIFFEL WALL LAMP | DOUBLE

Design: Krøyer Sætter Lassen  
Materials: Powder coated steel frame, opal glass LED tube, coated solid brass dimmer  
Dimensions: 500: H53.5 W12.5 D10.8, 1000: H103.5 W12.5 D10.8  
Bulb: S14s 500, S14s 1000, not included





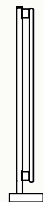
EIFFEL PENDANT LIGHT | STAINLESS STEEL | 1000

Design: Krøyer Sætter Lassen  
Materials: Stainless steel frame, opal glass LED tube, stainless steel dimmer  
Dimensions: W103.5 H8.5 D4.5  
Bulb: S14s 1000, not included




EIFFEL FLOOR LAMP | STAINLESS STEEL

Design: Krøyer Sætter Lassen  
Materials: Sandblasted travertine, stainless steel frame, opal glass LED tube, stainless steel dimmer  
Dimensions: H113.7 Ø18.5  
Bulb: S14s 1000, not included



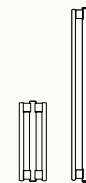
EIFFEL WALL LAMP | STAINLESS STEEL | SINGLE

Design: Krøyer Sætter Lassen  
Materials: Stainless steel frame, opal glass LED tube, stainless steel dimmer  
Dimensions: 300: H30 W4.5 D10.7, 500: H53.5 W4.5 D10.7, 1000: H103.5 W4.5 D10.7  
Bulb: S14d 300, S14s 500, S14s 1000, not included



EIFFEL WALL LAMP | STAINLESS STEEL | DOUBLE

Design: Krøyer Sætter Lassen  
Materials: Stainless steel frame, opal glass LED tube, stainless steel dimmer  
Dimensions: 500: H53.5 W12.5 D10.8, 1000: H103.5 W12.5 D10.8  
Bulb: S14s 500, S14s 1000, not included







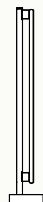
EIFFEL PENDANT LIGHT | CREAM | 1000

Design: Krøyer Sætter Lassen  
Materials: Powder coated steel frame, opal glass LED tube, coated solid brass dimmer  
Dimensions: W103.5 H8.5 D4.5  
Bulb: S14s 1000, not included




EIFFEL FLOOR LAMP | CREAM

Design: Krøyer Sætter Lassen  
Materials: Sandblasted Estremoz marble, powder coated steel frame, opal glass LED tube, coated solid brass dimmer  
Dimensions: H113.7 Ø18.5  
Bulb: S14s 1000, not included



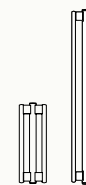
EIFFEL WALL LAMP | CREAM | SINGLE

Design: Krøyer Sætter Lassen  
Materials: Powder coated steel frame, opal glass LED tube, coated solid brass dimmer  
Dimensions: 300: H30 W4.5 D10.7, 500: H53.5 W4.5 D10.7, 1000: H103.5 W4.5 D10.7  
Bulb: S14d 300, S14s 500, S14s 1000, not included



EIFFEL WALL LAMP | CREAM | DOUBLE

Design: Krøyer Sætter Lassen  
Materials: Powder coated steel frame, opal glass LED tube, coated solid brass dimmer  
Dimensions: 500: H53.5 W12.5 D10.8, 1000: H103.5 W12.5 D10.8  
Bulb: S14s 500, S14s 1000, not included







CONE SHADE | BRASS | MEDIUM

Design: FRAMA Studio  
Materials: Solid brass  
Dimensions: H12.2 Ø36  
Bulb: E27, not included



CONE SHADE | BRASS | SMALL

Design: FRAMA Studio  
Materials: Solid brass  
Dimensions: H7.7 Ø25  
Bulb: E27, not included



CONE SHADE | ALUMINIUM | MEDIUM

Design: FRAMA Studio  
Materials: Solid aluminium  
Dimensions: H12.2 Ø36  
Bulb: E27, not included



CONE SHADE | ALUMINIUM | SMALL

Design: FRAMA Studio  
Materials: Solid aluminium  
Dimensions: H7.7 Ø25  
Bulb: E27, not included





CONE SHADE | WHITE | MEDIUM

Design: FRAMA Studio  
Materials: White powder coated aluminium  
Dimensions: H12.2 Ø36  
Bulb: E27, not included



CONE SHADE | WHITE | SMALL

Design: FRAMA Studio  
Materials: White powder coated aluminium  
Dimensions: H7.7 Ø25  
Bulb: E27, not included







T-LAMP | STEEL

Design: Regular Company  
Material: Brushed steel  
Dimensions: H33 W40 D7.6  
Light source: Integrated LED



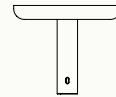
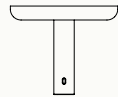
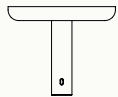
T-LAMP | WHITE

Design: Regular Company  
Material: Powder coated steel  
Dimensions: H33 W40 D7.6  
Light source: Integrated LED



T-LAMP | BRASS

Design: Regular Company  
Materials: Brushed brass  
Dimensions: H33 W40 D7.6  
Light source: Integrated LED







90° WALL LIGHT | BRASS

Design: FRAMA Studio  
Materials: Untreated brass and fabric covered wire  
Dimensions: H15 W40 D15  
Bulb: E27, not included



90° WALL LIGHT | STAINLESS STEEL

Design: FRAMA Studio  
Materials: Stainless Steel and fabric covered wire  
Dimensions: H15 W40 D15  
Bulb: E27, not included



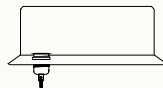
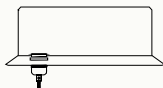
90° FLOOR LIGHT | BRASS

Design: FRAMA Studio  
Materials: Untreated brass  
Dimensions: H49 W49 D49  
Bulb: E27, not included



90° FLOOR LIGHT | STAINLESS STEEL

Design: FRAMA Studio  
Materials: Stainless Steel  
Dimensions: H49 W49 D49  
Bulb: E27, not included








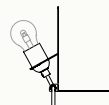
### CLAMP LAMP

Design: Andreas Martin-Löf  
Materials: Gun metal coated steel  
Dimensions: H13 W15 D4.6  
Bulb: E27, included



### LIBRARY LAMP

Design: Andreas Martin-Löf  
Materials: Gun metal coated steel  
Dimensions: H18 W11 D11  
Bulb: E27, included







CIRCLE SHADE | GLASS / STEEL | MEDIUM

Design: FRAMA Studio  
Materials: Steel pendant fixture, glass shade  
Dimensions: Ø25  
Bulb: E27, not included



CIRCLE SHADE | SMOKED GLASS / STEEL | MEDIUM

Design: FRAMA Studio  
Materials: Steel pendant fixture, smoked glass shade  
Dimensions: Ø25  
Bulb: E27, not included



CIRCLE SHADE | ALUMINIUM | MEDIUM

Design: FRAMA Studio  
Materials: Steel pendant fixture, aluminium shade  
Dimensions: Ø25  
Bulb: E27, not included



CIRCLE SHADE | BRASS | MEDIUM

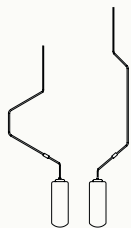
Design: FRAMA Studio  
Materials: Brass pendant fixture, brass shade  
Dimensions: Ø25  
Bulb: E27, not included





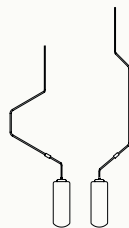
**VENTUS PENDANT | BRASS**



**Design:** Included Middle  
**Materials:** Brass, opal white glass,  
bronze silicon cord  
**Dimensions:** Form 01: H132 W19  
Form 02: H87 W39  
**Light source:** Integrated LED



**VENTUS PENDANT | STEEL**

**Design:** Included Middle  
**Materials:** Steel, opal white glass,  
grey silicon cord  
**Dimensions:** Form 01: H132 W19  
Form 02: H87 W39  
**Light source:** Integrated LED

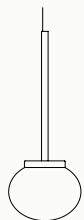






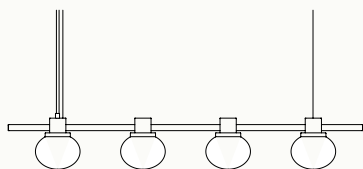
OVOID PENDANT LIGHT | STAINLESS  
STEEL | SINGLE

Design: FRAMA Studio  
Materials: Stainless steel rod,  
hand-blown opal glass sphere  
Dimensions: L29 W11 D11  
Bulb: G9, not included



OVOID PENDANT LIGHT | STAINLESS  
STEEL | QUADRUPLE

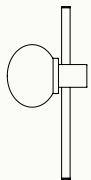
Design: FRAMA Studio  
Materials: Stainless steel rod,  
hand-blown opal glass sphere  
Dimensions: L87.3 W11 D14  
Bulb: G9, not included





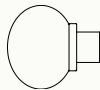
**OVOID WALL LAMP | STAINLESS STEEL | SINGLE**

Design: FRAMA Studio  
Materials: Stainless steel rod, hand-blown opal glass sphere  
Dimensions: L30.4 W11 D13.6  
Bulb: G9, not included



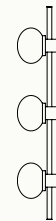
**OVOID SCONCE | STAINLESS STEEL**

Design: FRAMA Studio  
Materials: Stainless steel rod, hand-blown opal glass sphere  
Dimensions: L11 W11 D12  
Bulb: G9, not included



**OVOID WALL LAMP | STAINLESS STEEL | TRIPLE**

Design: FRAMA Studio  
Materials: Stainless steel rod, hand-blown opal glass sphere  
Dimensions: L66.4 W11 D14  
Bulb: G9, not included









## Contact Information