

BRUBECK XL | WALL

Luxury and art deco are synonym with this Brubeck wall sconce lighting design. Inspired by the timeless musical instrument that is the pipe organ and one of the foremost exponents of jazz, Dave Brubeck, this luxurious wall sconce is a statement piece on its own. With 13 pounds, Brubeck is composed by a series of handmade brass tubes that are all welded together by hand. For a finishing touch, it boasts a very art deco gold-plated finish. Only 6 G9 bulbs are needed for this modern wall sconce to light up your home, making it the perfect candidate for a maximalist dining room, or even an entryway decor project.

MATERIALS

BODY: Brass

STANDARD FINISHES*

BODY: Brass



Black Lacquered Brushed Brass Brushed Nickel Copper Plated Nickel Plated

*MORE FINISHES AVAILABLE IN P. 247 | 248

WEIGHT

Approx. 7 kg | 15.4 lbs

BULBS

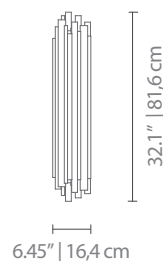
6 x G9 Halogen Bulbs 28W (included)
(bulbs not included for North America)

DIMENSIONS

WIDTH: 6,45" | 16,4 cm

HEIGHT: 32,1" | 81,6 cm

DEPTH: 4,44" | 11,3 cm




ALSO AVAILABLE IN CATALOG 2018

BRUBECK | SUSPENSION P.28; BRUBECK | PENDANT P.30; BRUBECK | CHANDELIER P.32;
BRUBECK | FLOOR P.110; BRUBECK | WALL P.198.

For more information, contact our team.

INFO@DELIGHTFULL.EU | WWW.DELIGHTFULL.EU



BRUBECK XL | WALL

PACKAGE

(Cardboard Box)

WIDTH: 46,4" | 118 cm

HEIGHT: 8,66" | 22 cm

DEPTH: 7,87" | 20 cm

PACKAGE VOLUME: 0.19 m³

WEIGHT: Approx. 10 kg | 22 lbs

BULBS

6 x G9 Halogen Bulbs 28W (included)

OPTIONAL BULBS

6 x G9 Led Bulbs 3W (customizable on purchase)

BULB STANDARD

LIGHT TECHNOLOGY: Halogen

POWER: 28W

LUMENS: 350LM

COLOUR TEMPERATURE: 2700K

BULB OPTIONAL

LIGHT TECHNOLOGY: Led

POWER: 3W

LUMENS: 240LM

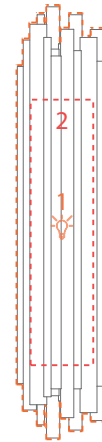
COLOUR TEMPERATURE: 2700K

CANOPY AND SHADE

DESCRIPTION

CANOPY

SHADES



CANOPY

Nº2 - 1 unit

WIDTH: 4,33" | 11 cm

HEIGHT: 24,4" | 62 cm

DEPTH: 0,78" | 2 cm

SHADES

Nº1 - 1 unit

WIDTH: 6,45" | 16,4 cm

HEIGHT: 32,1" | 81,6 cm

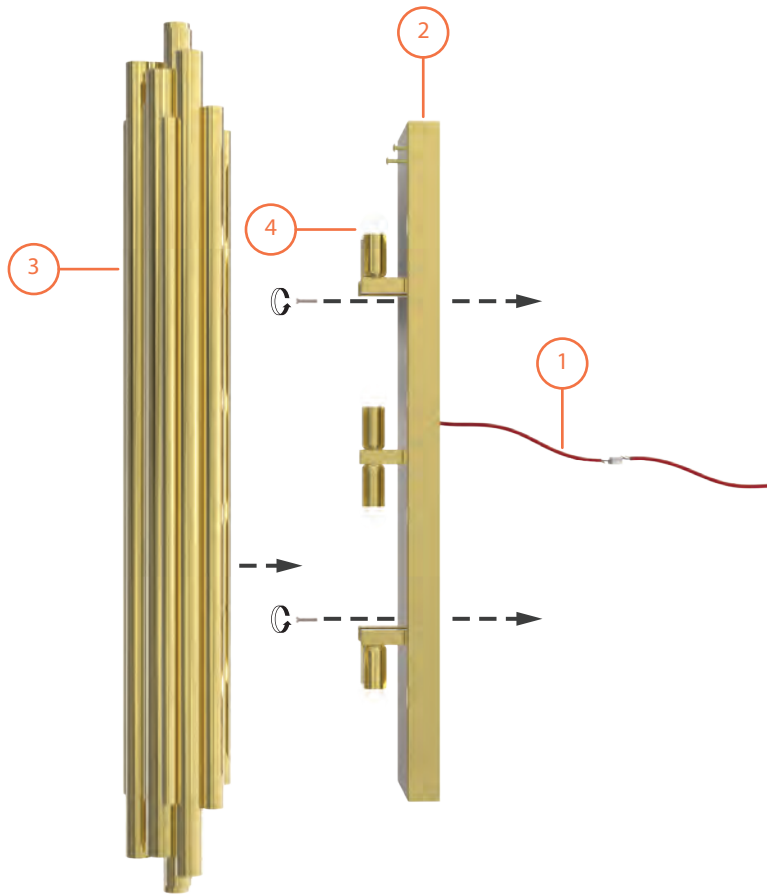
DEPTH: 3,97" | 10,1 cm

Shade with bulb 

For more information, contact our team.
INFO@DELIGHTFULL.EU | WWW.DELIGHTFULL.EU

BRUBECK XL | WALL

ASSEMBLY SCHEME* 
INSTRUCTIONS

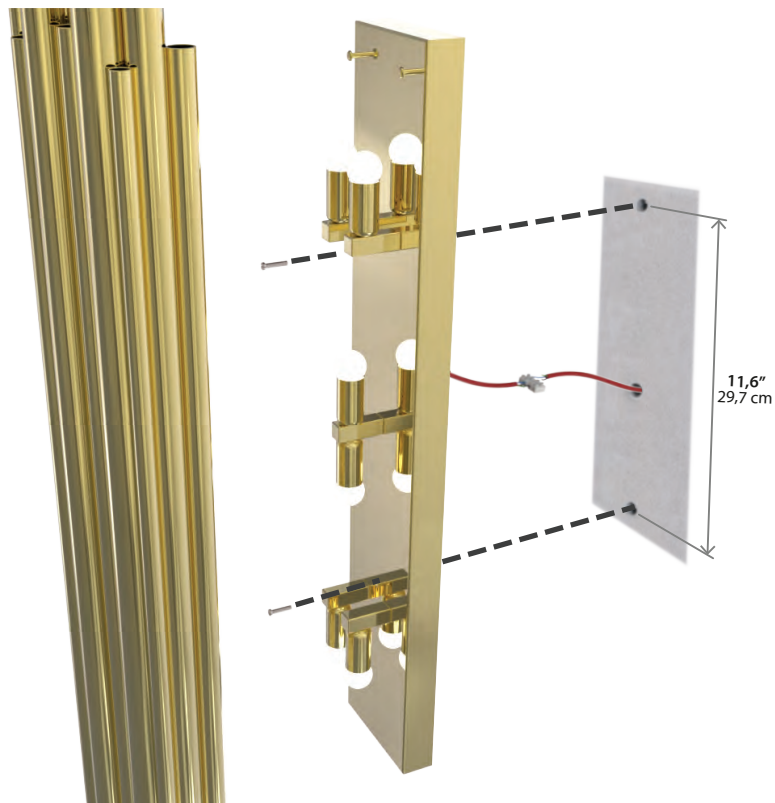


STEP 1
ELECTRICAL CABLE CONNECTIONS


STEP 2
SET THE SUPPORT ON THE WALL




STEP 3
PLACE BRUBECK XL ON THE CENTER OF
THE WALL SUPPORT

STEP 4
INSERT THE BULBS



ELECTRICAL CABLE 
INFORMATION



2UNI  **SCREWS**  **6UNI**  **BULBS**

DISPOSAL 
For all products that are damaged, find professional help.

CE CERTIFICATE

For more information, contact our team.
INFO@DELIGHTFULL.EU | WWW.DELIGHTFULL.EU