





Introduction	
FRAMA Studio	5
Lighting Collection	
Introduction	7
Eiffel	8
Cone Shade	18
T-Lamp	24
90° Lamp	28
AML Lamp	32
Circle Shade	34
Ventus	38
Ovoid	40
Contact Info	50



FRAMA Studio


Since the first collection in 2011, FRAMA has embraced an organic and collaborative approach to design equally inspired by the old and the new, by digital technologies and analog traditions. The naturalistic, hands-on approach to design and production has allowed for creating a unified aesthetic across a growing range of product collections encompassing lifestyle objects and homewares, interior architecture and meaningful design solutions, furniture, lighting, scents, and skincare.


Based in Copenhagen's Nyboder neighborhood, the headquarters are an ever-evolving studio space housed in the historic St. Pauls Apotek dating back to 1878. Each year, FRAMA Studio Store hosts a full calendar of open events, collaborative gatherings, and art and design installations.



Lighting

The FRAMA Lighting Collection is a celebration of warmth and illumination even during the dark days of winter. Crafted with timeless materials that will naturally patina and improve with age, each product has been conceived as a functional object d'art.







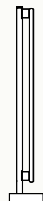
EIFFEL PENDANT LIGHT | 1000

Design: Krøyer Sætter Lassen
Materials: Powder coated steel frame, opal glass LED tube, coated solid brass dimmer
Dimensions: W103.5 H8.5 D4.5




EIFFEL FLOOR LAMP

Design: Krøyer Sætter Lassen
Materials: Sandblasted travertine, powder coated steel frame, opal glass LED tube, coated solid brass dimmer
Dimensions: H113.7 Ø18.5



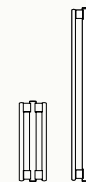
EIFFEL WALL LAMP | SINGLE

Design: Krøyer Sætter Lassen
Materials: Powder coated steel frame, opal glass LED tube, coated solid brass dimmer
Dimensions: 300: H30 W4.5 D10.7
500: H53.5 W4.5 D10.7
1000: H103.5 W4.5 D10.7



EIFFEL WALL LAMP | DOUBLE

Design: Krøyer Sætter Lassen
Materials: Powder coated steel frame, opal glass LED tube, coated solid brass dimmer
Dimensions: 500: H53.5 W12.5 D10.8
1000: H103.5 W12.5 D10.8





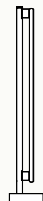
EIFFEL PENDANT LIGHT | STAINLESS STEEL | 1000

Design: Krøyer Sætter Lassen
Materials: Stainless steel frame, opal glass LED tube, stainless steel dimmer
Dimensions: W103.5 H8.5 D4.5




EIFFEL FLOOR LAMP | STAINLESS STEEL

Design: Krøyer Sætter Lassen
Materials: Sandblasted Estremoz marble, stainless steel frame, opal glass LED tube, stainless steel dimmer
Dimensions: H113.7 Ø18.5



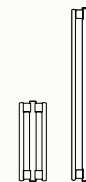
EIFFEL WALL LAMP | STAINLESS STEEL | SINGLE

Design: Krøyer Sætter Lassen
Materials: Stainless steel frame, opal glass LED tube, stainless steel dimmer
Dimensions: 300: H30 W4.5 D10.7
500: H53.5 W4.5 D10.7
1000: H103.5 W4.5 D10.7



EIFFEL WALL LAMP | STAINLESS STEEL | DOUBLE

Design: Krøyer Sætter Lassen
Materials: Stainless steel frame, opal glass LED tube, stainless steel dimmer
Dimensions: 500: H53.5 W12.5 D10.8
1000: H103.5 W12.5 D10.8





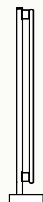
EIFFEL PENDANT LIGHT | CREAM | 1000

Design: Krøyer Sætter Lassen
Materials: Powder coated steel frame, opal glass LED tube, coated solid brass dimmer
Dimensions: W103.5 H8.5 D4.5




EIFFEL FLOOR LAMP | CREAM

Design: Krøyer Sætter Lassen
Materials: Sandblasted Estremoz marble, powder coated steel frame, opal glass LED tube, coated solid brass dimmer
Dimensions: H113.7 Ø18.5



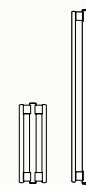
EIFFEL WALL LAMP | CREAM | SINGLE

Design: Krøyer Sætter Lassen
Materials: Powder coated steel frame, opal glass LED tube, coated solid brass dimmer
Dimensions: 300: H30 W4.5 D10.7
500: H53.5 W4.5 D10.7
1000: H103.5 W4.5 D10.7



EIFFEL WALL LAMP | CREAM | DOUBLE

Design: Krøyer Sætter Lassen
Materials: Powder coated steel frame, opal glass LED tube, coated solid brass dimmer
Dimensions: 500: H53.5 W12.5 D10.8
1000: H103.5 W12.5 D10.8







CONE SHADE | BRASS | MEDIUM

Design: FRAMA Studio
Materials: Solid Brass
Dimensions: H12.2 Ø36
Note: E27 Pendant included



CONE SHADE | BRASS | SMALL

Design: FRAMA Studio
Materials: Solid Brass
Dimensions: H7.7 Ø25
Note: E27 Pendant included



CONE SHADE | ALUMINUM | MEDIUM

Design: FRAMA Studio
Materials: Solid Aluminum
Dimensions: H12.2 Ø36
Note: E27 Pendant included



CONE SHADE | ALUMINUM | SMALL

Design: FRAMA Studio
Materials: Solid Aluminum
Dimensions: H7.7 Ø25
Note: E27 Pendant included





CONE SHADE | WHITE | MEDIUM

Design: FRAMA Studio
Materials: White powder-coated aluminum
Dimensions: H12.2 Ø36
Note: E27 Pendant included



CONE SHADE | WHITE | SMALL

Design: FRAMA Studio
Materials: White powder-coated aluminum
Dimensions: H7.7 Ø25
Note: E27 Pendant included







T-LAMP | STEEL

Design: Regular Company
Materials: Brushed Steel,
Integrated LED
Dimensions: H33 W40 D7.6



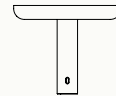
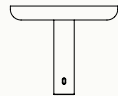
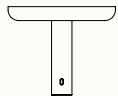
T-LAMP | WHITE

Design: Regular Company
Materials: Powder Coated Steel,
Integrated LED
Dimensions: H33 W40 D7.6



T-LAMP | BRASS

Design: Regular Company
Materials: Brushed Brass,
Integrated LED
Dimensions: H33 W40 D7.6








90° WALL LIGHT | BRASS

Design: FRAMA Studio
Materials: Untreated brass, white or grey powder coated aluminium and fabric covered wire
Dimensions: H15 W40 D15



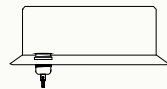
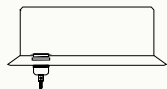
90° WALL LIGHT | STAINLESS STEEL

Design: FRAMA Studio
Materials: Stainless Steel
Dimensions: H15 W40 D15



90° FLOOR LIGHT | BRASS


Design: FRAMA Studio
Materials: Untreated brass
Dimensions: H49 W49 D49





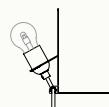
CLAMP LAMP

Design: Andreas Martin-Löf
Materials: Gun metal coated steel
Dimensions: H13 W15 D4.6



LIBRARY LAMP

Design: Andreas Martin-Löf
Materials: Gun metal coated steel
Dimensions: H18 W11 D11







CIRCLE SHADE | GLASS / STEEL | MEDIUM

Design: FRAMA Studio
Materials: Steel pendant fixture, glass shade
Dimensions: Ø25
Note: Including E27 Pendant. Not including the bulb.



CIRCLE SHADE | SMOKED GLASS / STEEL | MEDIUM

Design: FRAMA Studio
Materials: Steel pendant fixture, smoked glass shade
Dimensions: Ø25
Note: Including E27 Pendant. Not including the bulb.



CIRCLE SHADE | BRASS | SMALL

Design: FRAMA Studio
Materials: Solid Brass pendant fixture, brass shade
Dimensions: Ø15
Note: Including E27 Pendant. Not including the bulb.



CIRCLE SHADE | BRASS | MEDIUM

Design: FRAMA Studio
Materials: Solid Brass pendant fixture, brass shade
Dimensions: Ø25
Note: Including E27 Pendant. Not including the bulb.





VENTUS PENDANT | BRASS

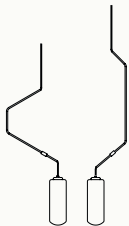
Design: Included Middle



Materials: Brass, opal white glass, G9 LED bulb, bronze silikon cord

Dimensions: Form 1: H132 W19

Form 2: H87 W39

Note: Includes bulb and ceiling hanger

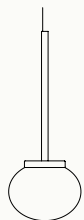






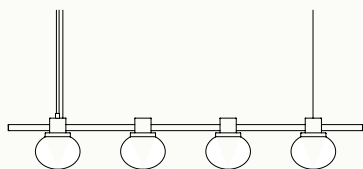
OVOID PENDANT LIGHT | STAINLESS STEEL | SINGLE

Design: FRAMA Studio
Materials: Stainless steel rod, hand-blown opal glass sphere
Dimensions: L29 W11 D11



OVOID PENDANT LIGHT | STAINLESS STEEL | QUADRUPLE

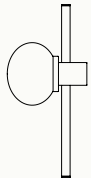
Design: FRAMA Studio
Materials: Stainless steel rod, hand-blown opal glass sphere
Dimensions: L87.3 W11 D14





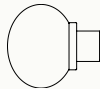
**OVOID WALL LAMP | STAINLESS
STEEL | SINGLE**

Design: FRAMA Studio
Materials: Stainless steel rod, hand-
blown opal glass sphere
Dimensions: L30.4 W11 D13.6



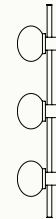
OVOID SCONCE | STAINLESS STEEL

Design: FRAMA Studio
Materials: Stainless steel rod, hand-
blown opal glass sphere
Dimensions: L11 W11 D12



**OVOID WALL LAMP | STAINLESS
STEEL | TRIPLE**

Design: FRAMA Studio
Materials: Stainless steel rod, hand-
blown opal glass sphere
Dimensions: L66.4 W11 D14







Contact Information