



Look Natural
STAY FOR LONG

Hanafy
Catalogue
2023





Hanafy Colours Pigments quality is:

- the result of many years of practical experiments and observations;
- proven over years;
- based on high-end USA raw materials;
- certified on the territory of Russia and CIS;
- allowing you to work easy and with pleasure.

We have included only the most essential shades in our pigments palette. Thanks to this, it is easy and pleasant to work with them: the colour scheme is simple and clear, you always get the desired result.



Hanafy Colours Pigments palette includes three types of pigments: organic, hybrid and mineral. Each shades of the palette has an international MSDS safety data sheet.

The pigments contain only the ingredients approved for use in accordance with TRCU 009\2011 «Beauty products safety» and GOST R 58391-219 «Pigments for cosmetic tattooing. Safety requirements», which is also confirmed by the conclusions of the «Center for Chemical Research» NA28-06-2\19 dated July 11, 2019 and Expert Legal Centre «Top Expert» N°13-08\2019 dated August 13, 2019.

Shake the bottle for at least 1 minute before pouring.

The expiration date is indicated on the label.

Opened bottle expires after 12 months.

Meet the creator
of pigments —
Olga Hanafy

Several steps to creation of **Hanafy Colours Pigments** — diverse line of products which are necessary for high-quality and comfortable work of masters:

- Teaching the basics of permanent makeup (since 2005) and opening own **school-studio in Moscow.**



- Starting the first site in Russia for PM-masters — «**PM-forum**» (pm-forum.ru) 2009–2016.
- Participation in international exhibitions such as **KI-expo** and **InterCHARM**.
- Working as an international referee at various congresses and championships, including **Inter Permanent**.
- Regular participation as a speaker at various conferences such as **Permanent Evolution, WULOP**, etc.
- Organization of international championships, including **WULOP 2020**.

Thanks to many years of experience in permanent makeup, **Olga Hanafy is one of the most famous masters not only in Russia, but throughout the world.**

Permanent makeup performed with **Hanafy** pigments looks natural and attractive for many months and for even years.

It fades evenly, gradually and very slowly without migration into unnatural shades.

All pigments can be used independently or mixed together to obtain the desired shades. The pigments are easily removed with a laser or a remover.

The labels indicate the detailed composition and production date. Shelf life is 3 years.

It is recommended to conduct an allergy test before use.

Get the joy and satisfaction of working with **Hanafy Colours Pigments!**

Coral N°1

Warm pink

Intense warm tone without reddishness.

Bright but gentle. On cold shaded lips remains naturally pink after healing; on warm lips this pigment may turn to salmon shade.

For golden blondes and redheads.



Ingredients:

Aqua, Rosin, Glycerin, Isopropyl Alcohol, Hamamelis Virginiana Extract, CI#21110, CI#12466, CI#12477, CI#77891, CI#77491



Rose N°2


Natural pink

Soft and gentle.

Suits almost everyone.

Ingredients:

Aqua, Rosin, Glycerin, Isopropyl Alcohol, Hamamelis Virginiana Extract, CI#12477, CI#77891, CI#21095, CI#74160, CI#12466, CI#77265



Peach N°3

Peachy nude shade

Works well as a standalone pigment colour or a shade modifier.



Ingredients:

Aqua, Rosin, Glycerin, Isopropyl Alcohol, Hamamelis Virginiana Extract, CI#77491, CI#77891, CI#21110, CI#21095, CI#12477



Cherry N°4

Juicy ripe cherry


Rich and vivid shade.

Good for brown-eyed.

Especially good for
40+ ladies.

Ingredients:

Aqua, Rosin, Glycerin, Isopropyl
Alcohol, Hamamelis Virginiana
Extract, CI#12477, CI#77891,
CI#21110, CI#77265, CI#12466



Strawberry N°5

The reddest shade

Ripe strawberry colour.
Warm and bright.

For those who prefer
intensive red colours.
Perfect for cool toned
(oriental and African) lips.



Ingredients:

Aqua, Rosin, Glycerin, Isopropyl
Alcohol, Hamamelis Virginiana
Extract, CI#12477, CI#77491,
CI#77891, CI#21110



Raspberry N°6

Cool shade of overripe raspberries

Frosty freshness!

For cold blondes. Use with caution on vascular lips.



Ingredients:

Aqua, Rosin, Glycerin, Isopropyl Alcohol, Hamamelis Virginiana Extract, CI#12466, CI#77265, CI#77891, CI#21095, CI#12477



Cranberry N°7

Rich berry shade

Cool and noble tone. As bright as N°4, but cooler.

Suitable for 40+ ladies and anyone who is fond of bright cool shades.

Ingredients:

Aqua, Rosin, Glycerin, Isopropyl Alcohol, Hamamelis Virginiana Extract, CI#77265, CI#77891, CI#12466, CI#21095, CI#12477



Red Earth N°8

**Red-brick shade with
a clear brownish tinge**
Heals naturally, without
reddishness.

For those who like
terracotta effect on their
lips.



Ingredients:

Aqua, Rosin, Glycerin,
Isopropyl Alcohol, Hamamelis
Virginiana Extract, CI#74160,
CI#12477, CI#77891, CI#21110





Soft Beige N°9

Delicate beige-pink shade
Very natural, calm, nude.

Suits almost everyone.



Ingredients:

Aqua, Rosin, Glycerin, Isopropyl Alcohol, Hamamelis Virginiana Extract, CI#21095, CI#77491, CI#74160, CI#12466, CI#77891



Barberry N°10

Gentle, calm and noble berry colour

Belongs to the ranges of warm pigments with slight terracotta shade, but lighter and warmer than N°8.

For green-eyed and brown-eyed women of all ages. Suitable for watercolor, lipstick and manual techniques.



Ingredients:

Aqua, Rosin, Glycerin,
Isopropyl Alcohol, Hamamelis
Virginiana Extract, CI#77265,
CI#77891, CI#12466, CI#21095,
CI#12477



Corrector N°1

Rich orange shade

Suitable for eyebrows and lips. Warms up cold pigments and overlaps low-quality permanent makeup.

Ingredients:

Aqua, Rosin, Glycerin, Isopropyl Alcohol, Hamamelis Virginiana Extract, CI#12315, CI#21108, CI#77891



Corrector N°2

Yellow-orange shade

Lightens and neutralizes lilac and purple colours. Covers low-quality eyebrow permanent makeup. Suitable for work with dark ethnic lips.

Ingredients:

Aqua, Rosin, Glycerin, Isopropyl Alcohol, Hamamelis Virginiana Extract, CI#12315, CI#21108, CI#77891



Corrector N°3

Olive shade

Neutralizes pink, salmon and red colours. Can be used as a base for the main colour as well as independently.

Suitable for use on the eyelids.



Ingredients:

Aqua, Rosin, Glycerin,
Hamamelis Virginiana
Extract, Isopropyl Alcohol,
CI#21095, CI#77266, CI#12315



Golden Blonde N°1


Wheaten gold

The lightest colour in the palette.

For natural blondes with pale skin and blue eyes.

Ingredients:

Aqua, Rosin, Glycerin, Isopropyl Alcohol, Hamamelis Virginiana Extract, CI#21108, CI#12315, CI#77266



Dark Blonde N°2


Blonde

The range is from medium blonde to dark blond.
Yellow base.

For medium and dark blondes with cool or light eyes. Can be used as a concealer to cover pink eyebrows.

Ingredients:

Aqua, Rosin, Glycerin, Isopropyl Alcohol, Hamamelis Virginiana Extract, CI#21108, CI#12315, CI#77266



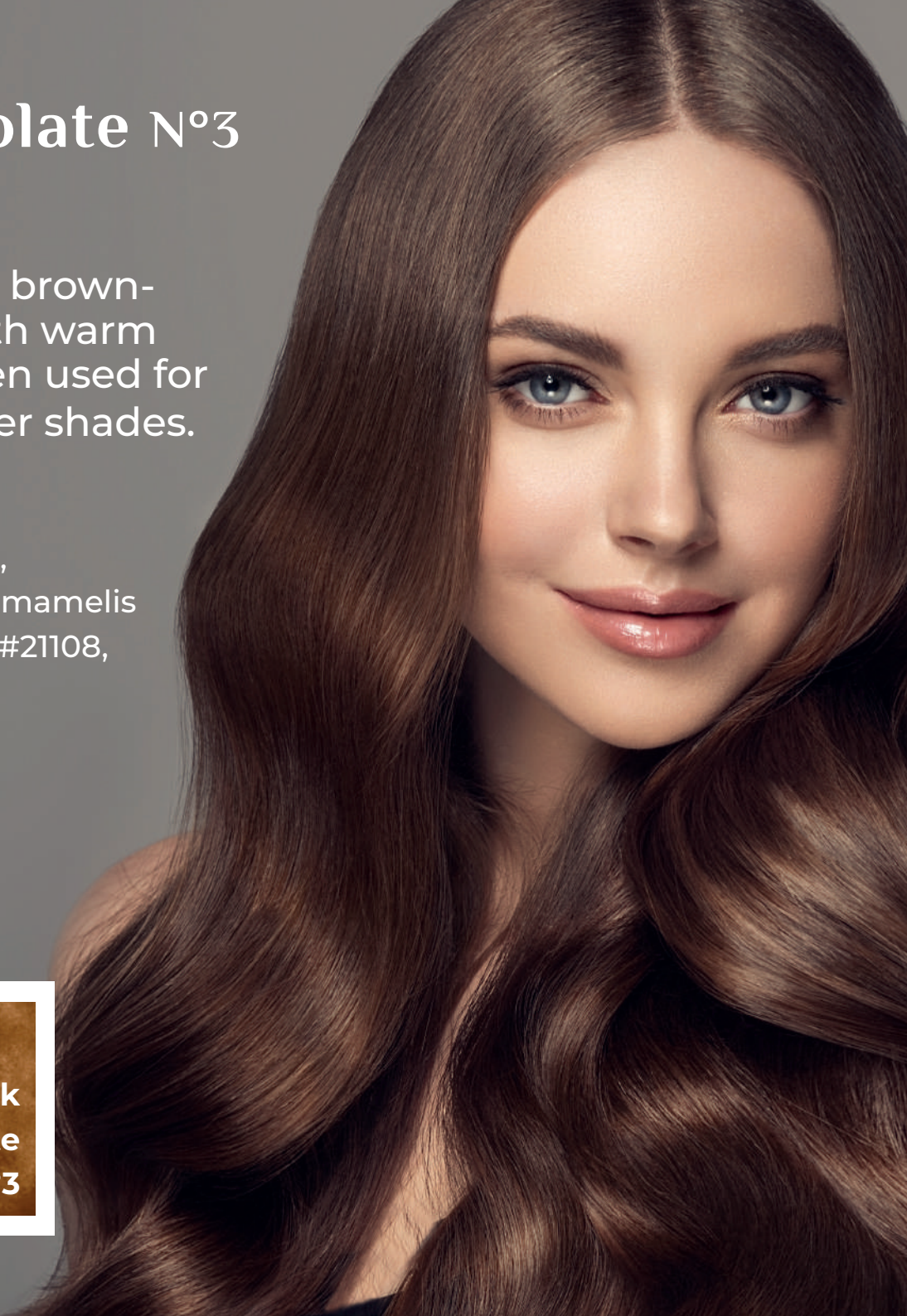
Milk Chocolate N°3

Warm brown

For blondes and brown-haired ladies with warm eye colours. Often used for mixing with other shades.

Ingredients:

Aqua, Rosin, Glycerin,
Isopropyl Alcohol, Hamamelis
Virginiana Extract, CI#21108,
CI#12315, CI#77266



Dark Brunette N°4

Saturated brown

Dark chocolate colour,
yellow base.

For brunettes with brown
eyes, perfect for work
with eyelids.

Ingredients:

Aqua, Rosin, Glycerin,
Isopropyl Alcohol, Hamamelis
Virginiana Extract, CI#21108,
CI#77266, CI#12315



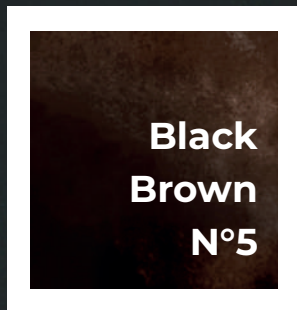
Black Brown N°5

The darkest eyebrow shade
Can also be used for eyelids.

Only for warm skin, for
brunettes. Mixes well with
other colours.

Ingredients:

Aqua, Rosin, Glycerin,
Isopropyl Alcohol, Hamamelis
Virginiana Extract, CI#77266,
CI#21108, CI#12315



Hairstrokes Blonde N°1


Blonde

Light brown. Used as main colour.

For blonde and brown-haired women with cold and neutral skin tone.

Ingredients:

Aqua, Rosin, Glycerin, Isopropyl Alcohol, Hamamelis Virginiana Extract, CI#21108, CI#12315, CI#77266



Hairstrokes Medium N°2

Medium

Medium warm chocolate shade for hairstroke technique. It can be used as main colour.

For brown-haired women with warm eye colour.

Ingredients:

Aqua, Rosin, Glycerin, Isopropyl Alcohol, Hamamelis Virginiana Extract, CI#21108, CI#12315, CI#77266



Hairstrokes Dark N°3

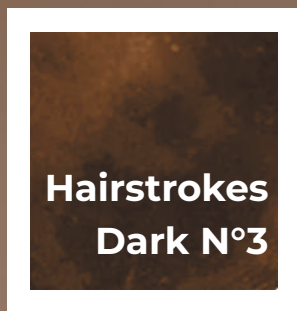
Brunet

The warmest in the palette.

For brunettes and brown-haired women with dark brown eyes. Also can be mixed with lighter shades to create accents and shadows.

Ingredients:

Aqua, Rosin, Glycerin, Isopropyl Alcohol, Hamamelis Virginiana Extract, CI#21108, CI#12315, CI#77266



Charcoal N°6

Smoky gray

Can be used for any technique.

For cool eyes.

Ingredients:

Aqua, Rosin, Glycerin, Isopropyl Alcohol, Hamamelis Virginiana Extract, CI#77266, CI#21108, CI#12315



Deep Black N°7

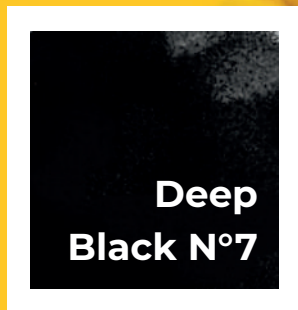
Deep black

Blacker than black,
doesn't turn blue.

For lash enhancement
and winged eyeliner.

Ingredients:

Aqua, Rosin, Glycerin,
Isopropyl Alcohol, Hamamelis
Virginiana Extract, CI#77266,
CI#21108, CI#12315



Black Rose N°8

Purple

Eggplant colour. Can be used for any technique.

For brown and green eyes.

Ingredients:

Aqua, Rosin, Glycerin,
Isopropyl Alcohol, Hamamelis
Virginiana Extract, CI#77266, CI#12315



Russian Forest N°9

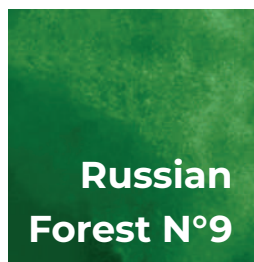
Green shade

Bright, decorative.

Eyelid shading for brown and green eyes.

Ingredients:

Aqua, Rosin, Glycerin, Isopropyl Alcohol, Hamamelis Virginiana Extract, CI#21095, CI#74160, CI#21108



Eyes N°1


Yellow based medium brown shade

Very warm.

Suitable for working with light-shaded eyes.

Ingredients:

Aqua, Glycerin, Rosin, Hamamelis Virginiana Extract, Isopropyl Alcohol, CI#77266, CI#12315, CI#21108



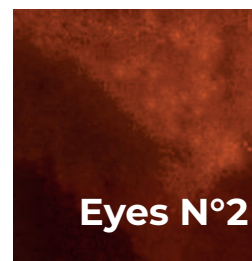
Eyes N°2

Red based medium brown shade

Suitable for clients with an iris varying from green to chocolate colour. For eyelid skin with large amounts of melanin.

Ingredients:

Aqua, Glycerin, Rosin, Hamamelis Virginiana Extract, Isopropyl Alcohol, CI#77266, CI#12315, CI#21108



Eyes N°3

Red based deep brown shade

Very attractive. Mainly used to create deep shading.

Suitable for light and dark eyes.

Ingredients:

Aqua, Glycerin, Rosin, Hamamelis Virginiana Extract, Isopropyl Alcohol, CI#77266, CI#12315, CI#21108



Eyes N°4

Red based blackened brown shade

The darkest in the set.

Suitable for light eyes as an alternative to black and gray.

Ingredients:

Aqua, Glycerin, Rosin, Hamamelis Virginiana Extract, Isopropyl Alcohol, CI#77266, CI#12315, CI#21108



Areola N°1

Beige pink pigment

One of the most popular shades for areolas.

For Slavic-type skin.

Ingredients:

Aqua, Rosin, Glycerin, Isopropyl Alcohol, Hamamelis Virginiana Extract, CI#77891, CI#12315, CI#21108, CI#77266



Areola N°2

Warm shade for areolas

Also can be used to cover vitiligo on Fitzpatrick skin types 4-5.

Ingredients:

Aqua, Rosin, Glycerin, Isopropyl Alcohol, Hamamelis Virginiana Extract, CI#77891, CI#12315, CI#21108, CI#77266

Areola N°3

Medium brown pigment tone for areolas

Also can be used to cover vitiligo on Fitzpatrick skin types 3-4.

Ingredients:

Aqua, Rosin, Glycerin, Isopropyl Alcohol, Hamamelis Virginiana Extract, CI#77891, CI#12315, CI#21108, CI#77266



Areola N°4

**Warm tone for the areolas,
darker than the Areola N°3
shade**

Applicable for camouflage
of vitiligo, scars and areolas
dermopigmentation on
Fitzpatrick skin types 4-5.

Suitable for detailed
work during the areola
reconstruction.



Ingredients:

Aqua, Rosin, Glycerin, Isopropyl
Alcohol, Hamamelis Virginiana
Extract, CI#77891, CI#12315,
CI#21108, CI#77266



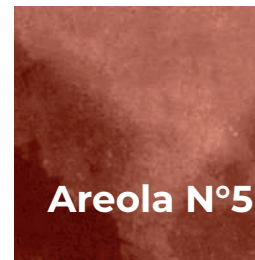
Areola N°5

Red based warm dark tone

Can be used both separately and for detailed work during the areola reconstruction.

Ingredients:

Aqua, Rosin, Glycerin, Isopropyl Alcohol, Hamamelis Virginiana Extract, CI#77891, CI#12315, CI#21108, CI#77266



Areola N°5


Camouflage N°1

The lightest camouflage pigment for cool toned skin (Fitzpatrick skin types 1-2)

Suitable for correction of scars and variously pigmented striae. Can be used to lighten the upper lip to give it more volume visually (lip light effect).

Ingredients:

Aqua, Rosin, Glycerin, Isopropyl Alcohol, Hamamelis Virginiana Extract, CI#77891, CI#12315, CI#21108, CI#77266



Camouflage N°2

Light shade for a warmer skin tone

Correction of scars and variously pigmented striae.

Can be used to lighten the upper lip to give it more volume visually (lip light effect).

Ingredients:

Aqua, Rosin, Glycerin, Isopropyl Alcohol, Hamamelis Virginiana Extract, CI#77891, CI#12315, CI#21108, CI#77266



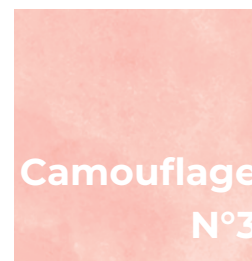
Camouflage N°3

Light pink shade

Can be used on areolas, also good at adjusting green shades.

Ingredients:

Aqua, Rosin, Glycerin, Isopropyl Alcohol, Hamamelis Virginiana Extract, CI#77891, CI#12315, CI#21108, CI#77266



Camouflage N°4

Warm beige shade for
Fitzpatrick skin types 3-4

For coverage of vitiligo
and various pigmentation.
For scars correction
and areolas camouflage.

Ingredients:

Aqua, Rosin, Glycerin, Isopropyl
Alcohol, Hamamelis Virginiana
Extract, CI#77891, CI#12315,
CI#21108, CI#77266




Camouflage N°5

**Cool beige shade for
Fitzpatrick skin types
3-4**

Vitiligo and areolas
camouflage,
correction of various
pigmentation and scars.

Ingredients:

Aqua, Rosin, Glycerin, Isopropyl
Alcohol, Hamamelis Virginiana
Extract, CI#77891, CI#12315,
CI#21108, CI#77266



Camouflage N°6

White colour

Suitable for lips
volumizing and retouch;
can be used to correct
skin pigmentations and
dermopigmentation of
areolas.

Ingredients:

Aqua, Rosin, Glycerin, Hamamelis
Verginiana Extract, Isopropyl
Alcohol, CI#77891





Mineral line

All pigments of the mineral line penetrate the skin well; they heal leaving a light shadow without coldness. They can be mixed both with each other and with pigments from the organic line.

When working with pigments of both lines at the same time, mixing in the cap is acceptable, as well as layer-by-layer work (where the first layer is organic pigment).

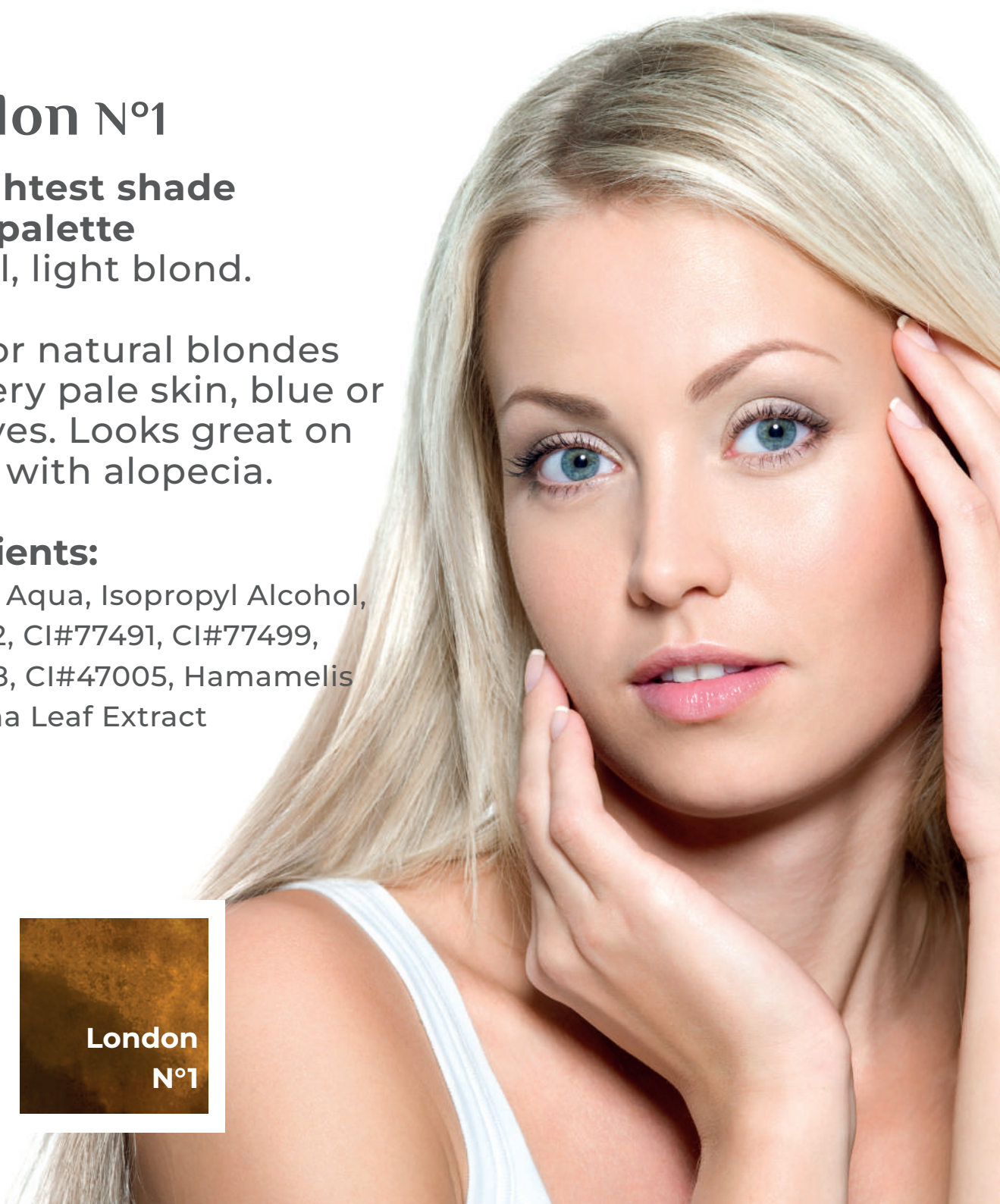
London N°1

**The lightest shade
in the palette**
Neutral, light blond.

Ideal for natural blondes
with very pale skin, blue or
gray eyes. Looks great on
clients with alopecia.

Ingredients:

Glycerin, Aqua, Isopropyl Alcohol,
CI#77492, CI#77491, CI#77499,
CI#77288, CI#47005, Hamamelis
Virginiana Leaf Extract



Amsterdam N°2

Blond, neutral

For women with medium, dark, and dyed cold blond, with grey and green eyes. Darker than N°1 and cooler than N°3.

Ingredients:

Glycerin, Aqua, Isopropyl Alcohol, CI#77492, CI#77491, CI#77499, CI#77288, CI#47005, Hamamelis Virginiana Leaf Extract



Milano N°3

Warm brown shade

For women with freckles,
light brown eyes,
2-4 Fitzpatrick phototypes;
for brownhaired women
with a warm hair tone.

Ingredients:

Glycerin, Aqua, Isopropyl Alcohol,
CI#77492, CI#77491, CI#77499,
CI#77288, CI#47005, Hamamelis
Virginiana Leaf Extract




Bangkok N°4

The darkest shade
in the palette, a rich
neutral brown

For women with dark
skin and brunettes.

Ingredients:

Glycerin, Aqua, Isopropyl
Alcohol, CI#77492, CI#77491,
CI#77499, CI#77288,
CI#47005, Hamamelis
Virginiana Leaf Extract



Corrector Cairo N°1

Dark red corrector, copper shade

Perfect for covering cold shades on eyebrows and lips.

The best choice for working with oriental, ethnic, African types of appearance, when the lips are dark and very cold. Prevents dark pigments from turning to cold shades after healing.



Ingredients:

Glycerin, Aqua, Isopropyl Alcohol, CI#77492, CI#77491, CI#47005, Hamamelis Virginiana Leaf Extract

Corrector Dubai N°2

Mustard yellow corrector Lighter than N°1.

Perfect for covering and brightening an old permanent makeup, especially when correcting low-quality work with a clear lilac tint.



Ingredients:

Glycerin, Aqua, Isopropyl Alcohol, CI#77492, CI#77491, CI#47005, Hamamelis Virginiana Leaf Extract



Thinner

HANAFY pigment thinner is the universal thinner used for reducing colour concentration. It also serves for creating shading effects on eyebrows, lips and eyelids. Applicable for making mixes.



Ingredients:

Aqua, Glycerin, Isopropyl Alcohol, Hamamelis Virginia Leaf Extract

Remover

Mineral remover with alkaline pH (7.7)

White, opaque liquid. Requires thorough shaking and mixing before use. In case of excessive thickening, thinning with Hanafy Thinner is allowed.



Ingredients:

Glycerin, Sorbitol, Aqua, Magnesium Oxide, Zinc Oxide, Isopropanol

Activator

Tattoo removal activator
Economical consumption due to concentrated form. Effectively removes pigment without causing skin dryness. Perfect synergy with Hanafy Mineral Remover, but is also compatible with any other types of remover.



Ingredients:

Aqua, Glycerin, Sodium Chloride

Green Soap

Green liquid soap

Effectively removes pigment, does not dry the skin. Contains natural antiseptics: extract of witch hazel and chamomile.

Ingredients:

Cocamidopropyl Betaine, Sodium Laureth Sulfate, Sodium Chloride, Sorbitol, Glycerin, Cocamide Dea, Chamomilla Recutita (Matricaria) Flower Extract, Hamamelis Virginiana Leaf Extract, Parfum, Citric Acid, Sodium Benzoate, Potassium Sorbate



Tattoo Vaseline

Vaseline based on natural ingredients

Helps to regenerate the skin, relieves pain thanks to menthol. Actively nourishes the skin, normalizes cellular metabolism and has an anti-inflammatory effect.

Ingredients:

Cosmetic Petroleum Jelly, Beeswax, Menthol, Vitamin E, Essential Mint Oil, Essential Lemon Oil



Tweezers

Eyebrow tweezers with beveled edges

Manual sharpening, have grooves for fingers. Made from high quality stainless steel.

With this small but effective tool you will effortlessly remove annoying hairs and give your eyebrows the desired shape.



Strings

Mapping string

Suitable for mapping eyebrows before applying permanent makeup by any technique.

Helps to mark the main lines of the eyebrows at the same level quickly and accurately.



Hanafy on social media

We are always there!

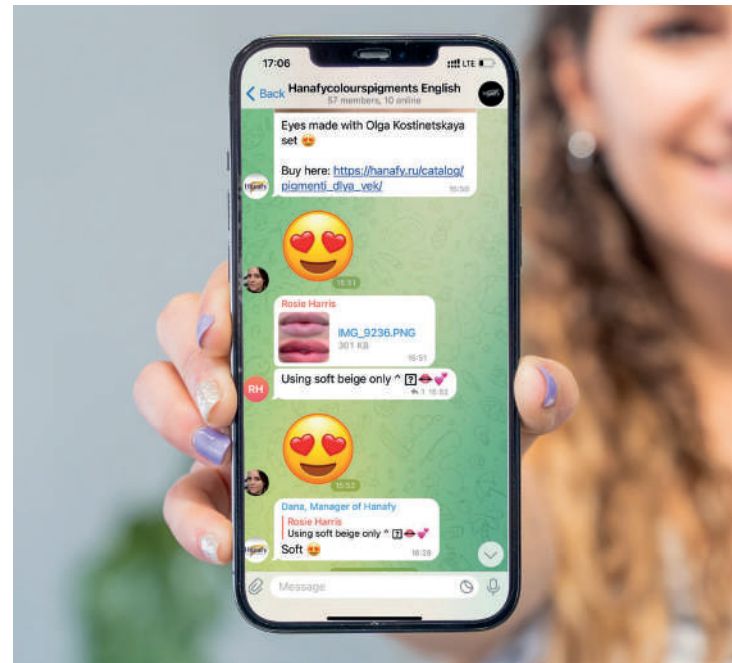
We have created a useful and interesting YouTube channel for you. A variety of content awaits you, including:

- explanations of complicated topics on permanent makeup in simple words and with a bit of humor;
 - features of working with Hanafy pigments, analysis of the range and palettes;
 - announcements of various events: courses and master classes, congresses and championships.
- Also: friendly atmosphere, podcasts, life hacks, inner jokes!

All this you can find on our YouTube channel.



 **YouTube: hanafycolorspigments**



Are you new to the permanent makeup industry? Want to get feedback from your colleagues to improve the quality of your work? Doubts arise when choosing pigments and a convenient machine?

No problem! Well-known masters of PMU will help you find answers to all your questions; Olga Hanafy will help you too!

Perfection has no limits with Hanafy Colours Pigments.

Join our channel and share your works!

 **Telegram:**
<https://t.me/HanafyEng>



How to order?
Explore the full range of Hanafy

products and place an order on our website.

<https://hanafy.ru>

Popular mixes, promotions, new releases, online contests, announcements of various events and much more interesting things on our account. Follow us!

 **Instagram:**
hanafycolourspigments

Get to know the creator of Hanafy Colours Pigments.

 **Instagram: olgahanafy_pm**

Need advice?

Our managers are always ready to help you! Save your time, invest money wisely and arrange delivery to anywhere in the world.

 **WhatsApp: +7 (909) 623-23-24**

