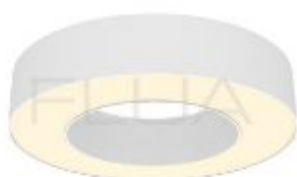


# FLUA®



RING ON 12



---

RING contains 4 major series: Hom lamp, ceiling lamp, ceiling lamp and track light. Lamps using high transmittance diffusion plate light, soft light without glare. Angel ring design, simple and generous. Applicable to large shopping malls, hotels, gym, library, office, bedroom and other places of indoor lighting fixtures.

---

Designer	FLUA
Sales status	On Sale
Product classification	Interior
Model	217014A

---

[WWW.FLUA.COM](http://WWW.FLUA.COM)

## Installation information

Area	Ceiling
Method	Surface mounted
Cut hole size	/
Embedded height	/

---

## Technical general

System power	12W
Flux	859lm
Beam angle	L
Material	Plastic
Appearance color	WBP
Size	Φ 250*50mm
Adjustable angle	Not available
Ingress protection	IP20
Input voltage	100-240VAC 50/60Hz
Electrical level	Class I

---

## Electrical parameters

Driver brand	FLUA
Driver type	PR-IN30035A
Electrical installation	Build in

---

## Light source parameters

Brand	EDISON
Type	2835
Power	10.5W
Light color	WW
Color temperature	3000K
CRI	80

---

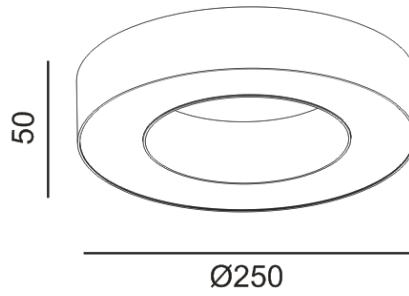

## Other options

Beam angle	/
Color temperature	2700K 4000K
Color	/
Appearance color	WWP

---

3D module

Line drawing



Unit: mm

## Instructions

