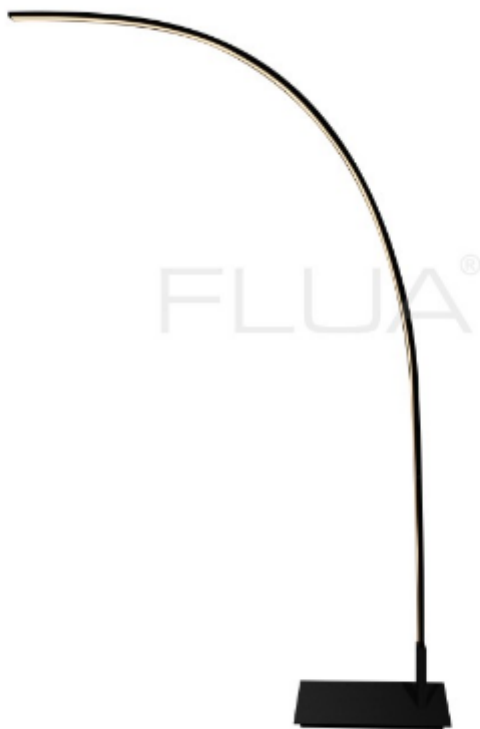


FLUA®



HARI F



Sophisticated floor lamp with unique futuristic design has already won thousands of hearts of designers. Thanks to its touch DIM function, it is becoming very convenient to change the brightness of the lamp..

Designer	ZCJ
Sales status	On Sale
Product classification	Interior
Model	432114DT

WWW.FLUA.COM

Installation information

Area	Ground
Method	Surface mounted
Cut hole size	/
Embedded height	/

Technical general

System power	49.3W
Flux	2107lm
Beam angle	L
Material	Aluminum
Appearance color	PAW
Size	2041.4*1067*230mm
Adjustable angle	Not available
Ingress protection	IP20
Input voltage	100-240VAC
Electrical level	Class II

Electrical parameters

Driver brand	/
Driver type	/
Electrical installation	External
Dimming mode	DIM COLOR

Light source parameters

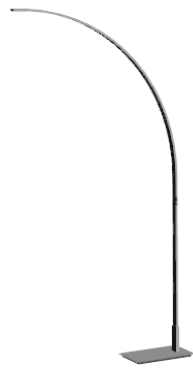
Brand	EDISON
Type	2835
Power	/
Light color	CW-NW-WW
Color temperature	2700-5700K
CRI	90

Other options


Beam angle	/
Color temperature	/
Color	PAB
Appearance color	/

FLUA®

3D module



Line drawing



Unit: mm

Instructions

