

# FLUA®



FAVOR INM BOX S3



---

The series designed with a vertical and hidden deep light source. It's light hole is small. It can provide sufficient brightness, at the same time, it is good to prevent the direct light of your eyes. Complete range of products offer a variety of installation, different power wattages and appearance for options.

---

Designer	FLUA
Sales status	On Sale
Product classification	Interior
Model	192232EA

---

[WWW.FLUA.COM](http://WWW.FLUA.COM)

## Installation information

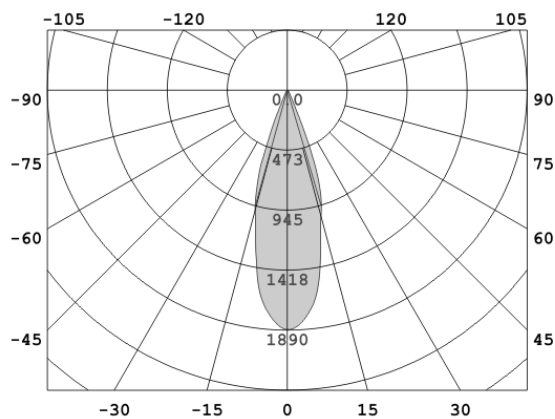
Area	Ceiling
Method	Recessed
Cut hole size	320*85mm
Embedded height	/

## Technical general


System power	49.2W	
Flux	1611lm	
Beam angle	32°	
Material	Aluminum	
Appearance color	PAB	
Size	500*245*112mm	
Adjustable angle	Available	
Ingress protection	IP20	
Input voltage	220-240VAC	50/60Hz
Electrical level	Class II	

## Photometric graph

13.9W 32° 3000K



13.9W 32° 3000K



## Electrical parameters

Driver brand	FLUA
Driver type	3*FLUA018H500NCMA
Electrical installation	External

---

## Light source parameters

Brand	FLUA
Type	LT-A3014A
Power	3*13.9W
Light color	WW
Color temperature	3000K
CRI	90

---

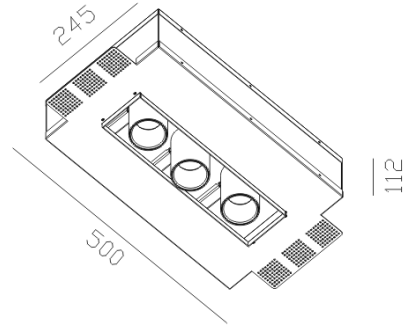
## Other options

Beam angle	18°
Color temperature	4000K 5000K
Color	/
Appearance color	PAW
Dimming model	192232EDT
Dimming mode	TRIAC dimming
Driver brand	HEP
Driver type	3*LMTC15W500-Z
Input voltage	220-240VAC 50/60Hz

---

3D module

Line drawing



Unit: mm

## Instructions

