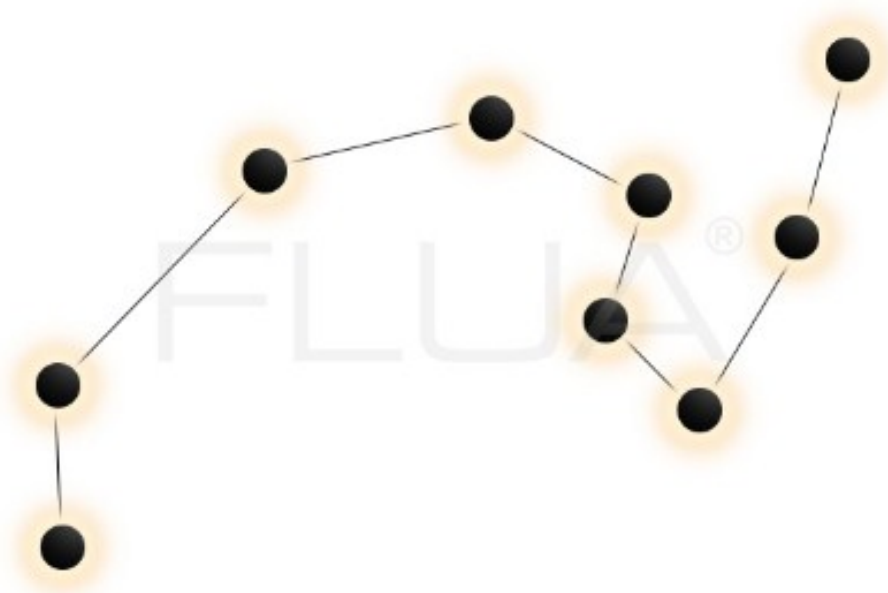


FLUA®



CONSTELL 9 SGR



FLUA brand new constellation wall lamp design, created by the Italian chief designer, has a rich shape, and its imaginative shape gives the designer unlimited space.

CONSTELL series full with creative inspiration and can be DIY according to different spaces. Products can be widely used in home and commercial spaces (bedrooms, hotel rooms, bar counters, etc.)

Designer	FLUA
Sales status	On Sale
Product classification	Interior
Model	443514AP2

WWW.FLUA.COM

Installation information

Area	Wall
Method	Surface mounted
Cut hole size	/
Embedded height	/

Technical general

System power	9*4.9W
Flux	1700lm
Beam angle	L
Material	Aluminum
Appearance color	PAB
Size	/
Adjustable angle	Not available
Ingress protection	IP20
Input voltage	100-240VAC 50/60Hz
Electrical level	Class II

Electrical parameters

Driver brand	DRIARTE
Driver type	FLDW5A2CHT
Electrical installation	External
Dimming mode	DIM COLOR by Tuya

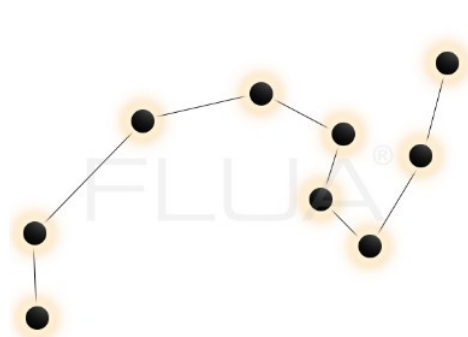
Light source parameters

Brand	EDISON
Type	2835-DUAL-COLOR
Power	9*4.9W
Light color	WW+CW
Color temperature	2700K-6000K
CRI	80

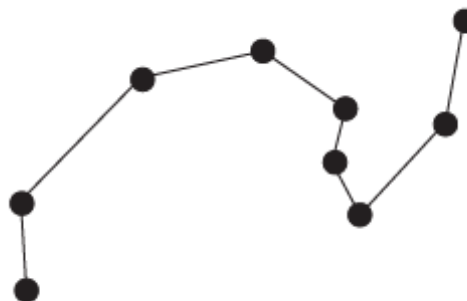
Other options

Beam angle	/
Color temperature	/
Color	/
Appearance color	PAW,WLG

3D module



Line drawing



Unit: mm

FLUA®

Instructions

