

IT

**ISTRUZIONI DI SICUREZZA**

- L'apparecchio dovrà essere installato, collegato e testato da un elettricista qualificato, nel rispetto delle normative vigenti.

- Spegnerel'alimentazione prima dell'istallazione o della manutenzione dell'apparecchio ed assicurarsi che i cavi non siano schiacciati o danneggiati da oggetti taglienti.

- L'apparecchio non deve essere coperto con materiale isolante o simili.

- Pulire l'apparecchio con un panno morbido e utilizzare un comune detergente a PH neutro. Le superfici in acciaio inossidabile devono essere mantenute con regolarità.

- Eventuali alterazioni o modifiche dell'apparecchio renderanno nulla la garanzia. Il produttore è libero di cambiare il design, le specifiche tecniche e le istruzioni di montaggio.



Facebook



Instagram



WhatsApp

EN

**SAFETY INSTRUCTIONS**

- The appliance should be installed, connected and tested by qualified electrician, and in accordance with local regulations.

- Turn off the power supply before installation or maintenance of the appliance, and make sure that the cables will not be squeezed or damaged by sharp edges.

- The appliance should not be covered by insulation blankets or similar materials.

- Clean the appliance with a soft cloth and a standard PH neutral detergent. Stainless steel surfaces should be maintained regularly.

- Misuse of, or changes to the appliance shall nullify the guarantee. The manufacturer is free to change the design, specifications and instructions for assembly.

FLUA S. R. L.  
BASTIONI DI PORTA VOLTA 7,  
MILANO, ITALY CAP 20121  
TEL: +39-3927778888  
FAX: +39-0236728301  
E-MAIL: INFO@FLUA.COM  
WWW.FLUA.COM



公众号  
WeChat



官网  
Website

CN

**安全指导**

- 产品应在专业作业人员的指导下进行安装、连接和测试,并符合当地法规。

- 产品进行安装或维修时,需关掉所有电源,并保证电线无任何挤压或破坏。


- 灯具表面不能被隔热棉或其他类似物料覆盖。

- 用于净柔软的布和标准的中性清洁剂来清洁产品表面,不锈钢表面需定期维护。

- 滥用,或更改产品,则保质期无效,制造商有权更改设计、规格和安装说明。

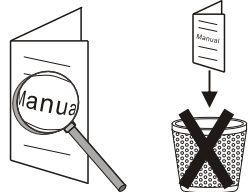
甫洛中国运营中心  
深圳宝安宗泰文创产业园B11栋  
服务热线: 400-0750-678  
邮箱: INFO@FLUA.COM  
(如对安装或售后有疑问, 欢迎致电)

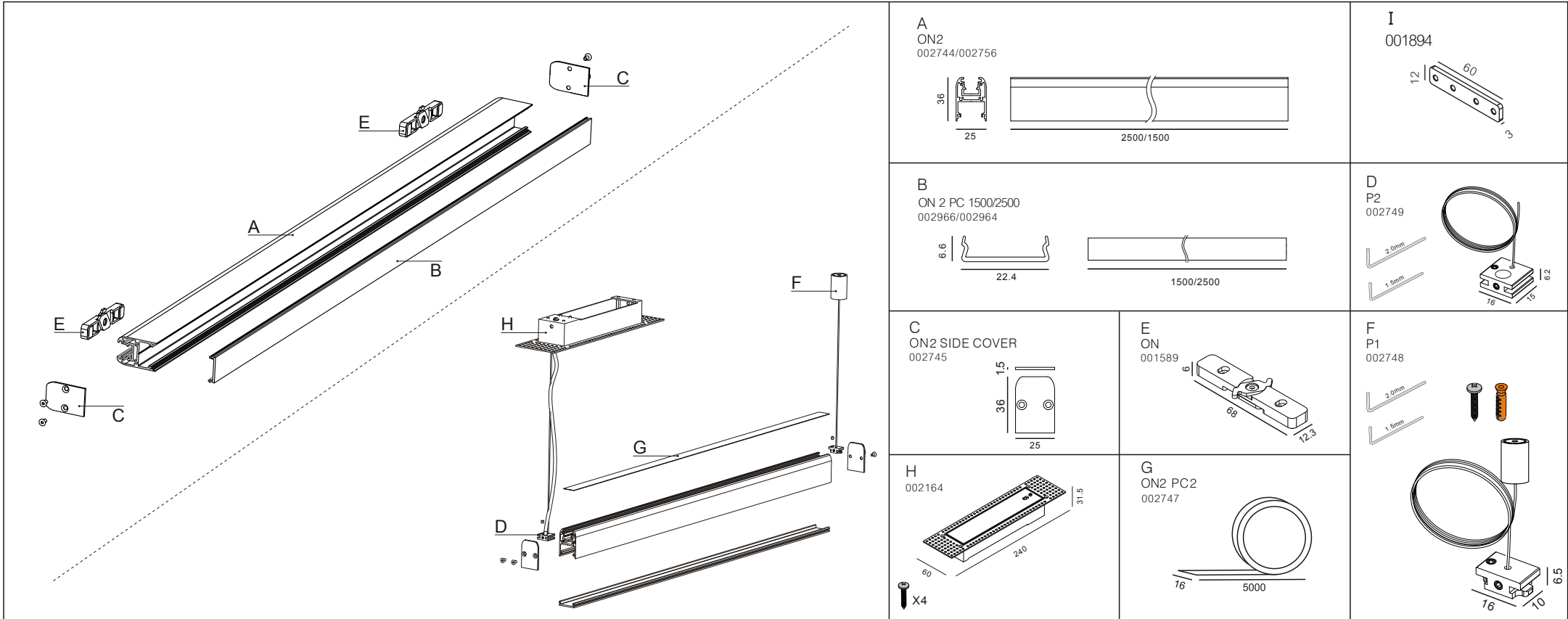
**FLUA®**  
PERFORM YOUR LIGHT



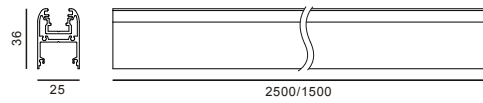
**Installation Instruction**

**MODEL: PROFILE ON2**

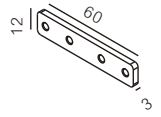




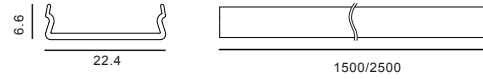
A  
ON2  
002744/002756



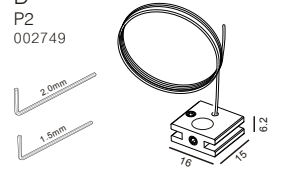
I  
001894



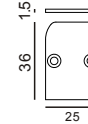
B  
ON 2 PC 1500/2500  
002966/002964



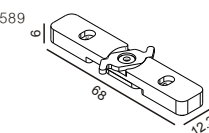
D  
P2  
002749



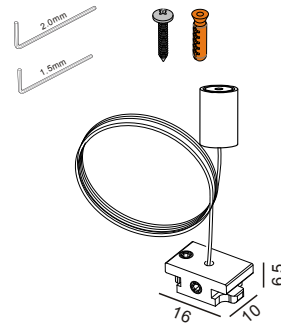
C  
ON2 SIDE COVER  
002745



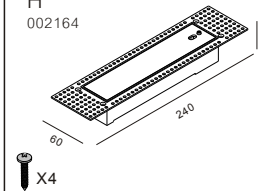
E  
ON  
001589



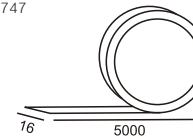
F  
P1  
002748



H  
002164



G  
ON2 PC2  
002747



## LED STRIP

FLUA-CV1-120

002931

LEDs/meter:	120 x SMD LED/m
Size / Cutting unit:	5000*8*2mm / DIVIDABLE PER 50mm
Power/meter:	9.6W/m
Lumen output/meter:	960Lm/m
Voltage input:	24Vdc
Color temperature:	<span style="background-color: #FFD700; padding: 2px;">2700 K</span> <span style="background-color: #FFA500; padding: 2px;">3000 K</span> <span style="background-color: #FF8C00; padding: 2px;">4000 K</span> <span style="background-color: #FF69B4; padding: 2px;">5000 K</span> <span style="background-color: #ADD8E6; padding: 2px;">6000 K</span>
Color Rendering Index:	80
Ingress protection:	IP33



LRS SERIES

CE US (On Request)

Model No.	Power	Output	FLUA-CV1-120
LRS-50-24	50W	24Vdc 2.2A	max. 3 meter
LRS-100-24	100W	24Vdc 4.5A	max. 6.5 meter
LRS-200-24	200W	24Vdc 8.8A	max.13.5meter

