


# FLUA®



**VETRO M**

CCC CE RoHS

---

VETRO suspended lighting is a new concept design, which creates a unique visual effect. With uplight for ambient lighting and downlight for accent lighting, meanwhile available for smart control to create different scenes in the space.

---

Designer	FLUA
Sales status	On Sale
Product classification	Interior
Model	339719EA

---

[WWW.FLUA.COM](http://WWW.FLUA.COM)

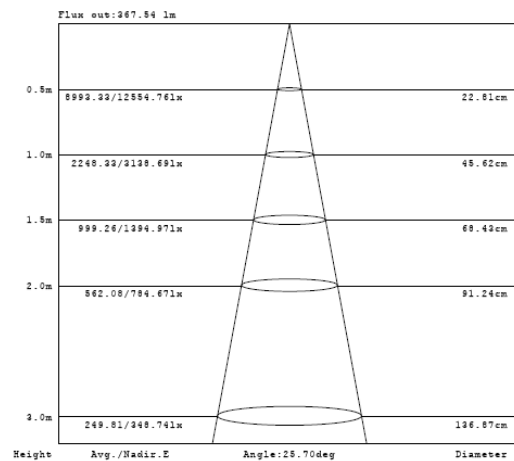
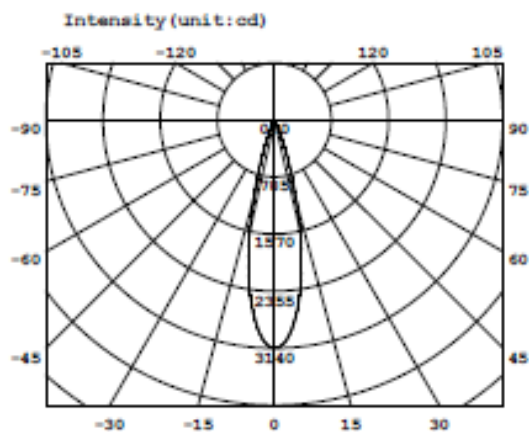
## Installation information

Area	Ceiling
Method	Suspended
Cut hole size	/
Embedded height	/

## Technical general

System power	18.6W	
Flux	741lm	
Beam angle	L+26°	
Material	Aluminum,Steel	
Appearance color	WLG	
Size	Φ360*300mm	
Adjustable angle	Not available	
Ingress protection	IP20	
Input voltage	220-240VAC	50/60Hz
Electrical level	Class I	

## Photometric graph



## Electrical parameters

Driver brand	DRIARTE
Driver type	FLMN10W500T/FLMN10W250T
Electrical installation	Build in

---

## Light source parameters

Brand	LEDTEEN+HONGLI
Type	/
Power	8.8W+4.3W
Light color	WW
Color temperature	3000K
CRI	90

---


## Other options

Beam angle	L+19° L+33°
Color temperature	/
Color	/
Appearance color	PAW PAB WBL

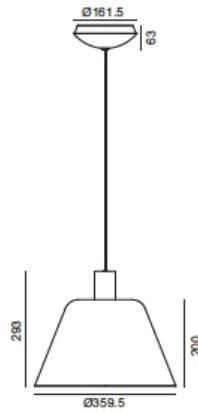
---

# FLUA®

## 3D module



## Line drawing



Unit: mm

## Instructions

