

FLUA®



SHINYE CK ON SPOT 5 DO



It is suitable for line lamp design of various track systems. It has two kinds of point light spot lamp and floodlight. The lamp can swing after embedded in the track. It can adjust the light direction of the lamp according to the actual lighting scene demand. It can be used as the basic lighting for home and commercial space

Designer	FLUA
Sales status	On Sale
Product classification	Interior
Model	545619AP2

WWW.FLUA.COM

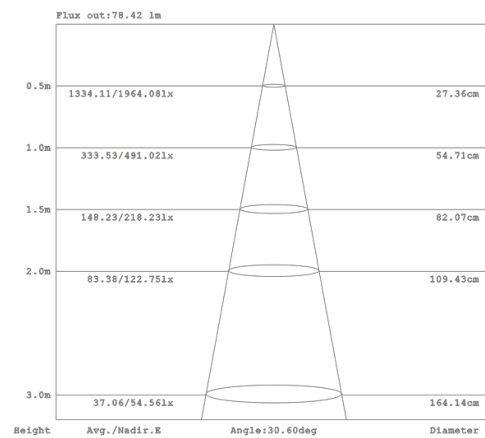
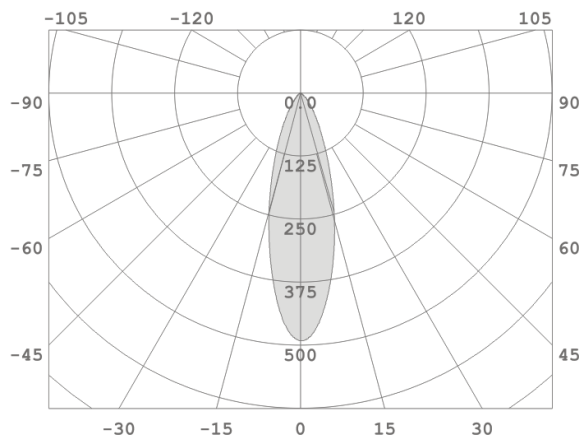
Installation information

Area	Ceiling
Method	Track
Cut hole size	/
Embedded height	/

Technical general

System power	5W
Flux	250lm
Beam angle	30°
Material	Aluminum
Appearance color	WBL
Size	158*32*14.6mm
Adjustable angle	Available
Ingress protection	IP20
Input voltage	48VDC
Electrical level	Class III

Photometric graph



Electrical parameters

Driver brand	DRIARTE
Driver type	DW150-300LCW
Electrical installation	Build in
Dimming mode	DIM COLOR


Light source parameters

Brand	TOYONIA
Type	T01
Power	4.3W
Light color	WW+CW
Color temperature	2700K-6000K
CRI	90

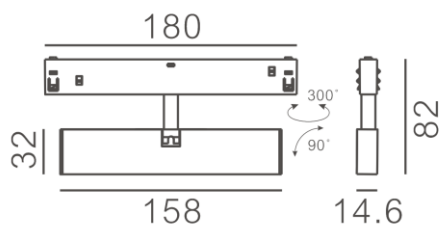
Other options

Beam angle	/
Color temperature	/
Color	/
Appearance color	/

3D module



Line drawing



Unit: mm

FLUA®

Instructions

