

FLUA®



LOTEL ON 300



With simple appearance, LOTEL can provide two kinds of version, one is dimmable and the other is not. It is convenient to install for the magnet design without any screw. LOTEL can be used in home and shopping mall.

| | |
|------------------------|-----------|
| Designer | FLUA |
| Sales status | On Sale |
| Product classification | Interior |
| Model | 212312EDT |

WWW.FLUA.COM

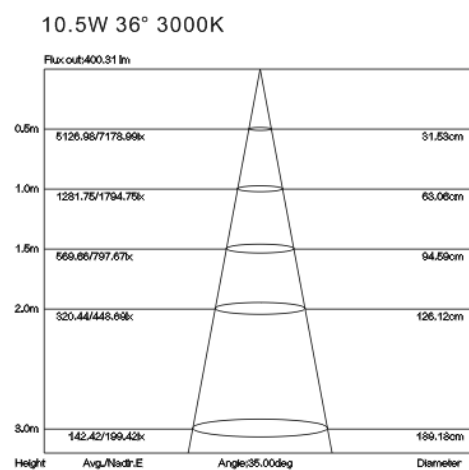
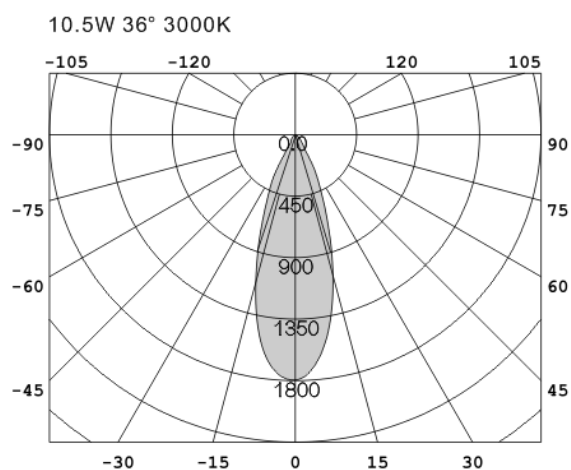
Installation information

| | |
|-----------------|-----------------|
| Area | Ceiling |
| Method | Surface mounted |
| Cut hole size | / |
| Embedded height | / |

Technical general

| | |
|--------------------|---------------|
| System power | 12.4W |
| Flux | 810lm |
| Beam angle | 32° |
| Material | Aluminum |
| Appearance color | PAW |
| Size | Φ86*300mm |
| Adjustable angle | Not available |
| Ingress protection | IP20 |
| Input voltage | 220-240VAC |
| Electrical level | Class I |

Photometric graph



Electrical parameters

| | |
|-------------------------|---------------|
| Driver brand | DRIARTE |
| Driver type | FLMT12W500T |
| Electrical installation | Build in |
| Dimming mode | TRIAC dimming |

Light source parameters


| | |
|-------------------|-----------|
| Brand | FLUA |
| Type | LT-A3015I |
| Power | 10.5W |
| Light color | WW |
| Color temperature | 3000K |
| CRI | 90 |

Other options

| | |
|-------------------|-------------|
| Beam angle | 24° 50° |
| Color temperature | 2700K 4000K |
| Color | / |
| Appearance color | PAB |

3D module

Line drawing



Unit: mm

Instructions

