

# FLUA®



**DANAS RO 5**



---

There are round and square front frames for option. Each frame is with 5 different kinds of holes in the middle which make emitting light form different shapes, thus can meet kinds of design requirments. Excpt white color temperature, there are red, green and blue colors for option. Lamps are with mounting clips and plastic housing for mounting. Clips is for mounting inside wooden wallplastic housing is for cement wall, therefore, mounting method is flexible.

---

<b>Designer</b>	FLUA
<b>Sales status</b>	On Sale
<b>Product classification</b>	Interior
<b>Model</b>	408811A

---

[WWW.FLUA.COM](http://WWW.FLUA.COM)

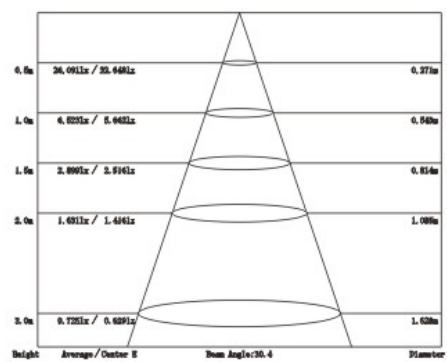
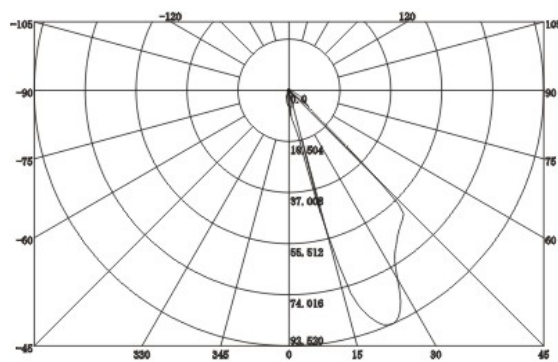
## Installation information

Area	Wall
Method	Recessed
Cut hole size	Φ 45mm/Φ 70mm
Embedded height	/

## Technical general

System power	4.0W
Flux	27lm
Beam angle	C(54*30° -30° )
Material	Aluminum
Appearance color	PAW
Size	Φ55*42mm
Adjustable angle	Not available
Ingress protection	IP65
Input voltage	100-240VAC
Electrical level	Class II

## Photometric graph



## Electrical parameters

Driver brand	DRIARTE
Driver type	FLMN4W700T(5 years)
Electrical installation	External

---

## Light source parameters

Brand	CREE
Type	XPE2-W
Power	2.2w
Light color	WW
Color temperature	3000K
CRI	80

---

## Other options

Beam angle	/
Color temperature	/
Color	/
Appearance color	PAB

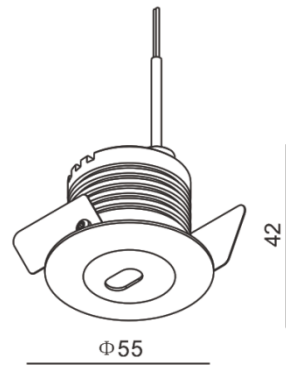
---

# FLUA®

3D module



Line drawing



Unit: mm

## Instructions

