



MICRO & SMALL-INCISION CATARACT SURGERY



AFFORDABLE
INNOVATIONS

Introduction

Cataract surgery has experienced a large transformation during the last decades. The driving force of this progress was the reduction of the incision size. The trend to minimization of the incision contributed to development of phacoemulsification machines, lasers and surgical tools.

This evolution of eye surgery has led to the emergence of **Small-incision** bimanual cataract surgery (SICS) with the incision size below **2.00 mm**.

Micro-incision cataract surgery (MICS) appeared to be the next step of wound reduction to **1.80 mm** and is now considered as one of the most advanced, pioneering techniques for treating cataracts.

Small size of instruments:

- helps to minimize surgically induced corneal astigmatism
- promotes better postoperative corneal optical quality
- allows better intraocular view.

Helping doctors all over the world to be in line with the latest innovations we at Rumex have developed a comprehensive range of top quality **small- and micro-incision instruments** for all principal techniques of cataract treatment. Our range includes products for traditional phacoemulsification as well as femtosecond laser cataract tools.





With Locking Mechanism



Quantity in the Box



Cystotome Tips



Laser Engravings



Stainless Steel



Titanium



Disposable Instruments

CONTENTS


INCISION	5
CAPSULORHEXIS FORCEPS	6
MICS CAPSULORHEXIS FORCEPS	8
IOL COMPLICATIONS MANAGEMENT	11
MULTI-PURPOSE FORCEPS & NEEDLE HOLDERS	12
MICS SCISSORS	13
PRECHOPPERS, CHOPPERS & MANIPULATORS	14
IRRIGATION/ASPIRATION, CAPSULE POLISHING	15
FEMTOSECOND CATARACT INSTRUMENTS	16
CATARACT SET 1.80 MM INCISION	19
CATARACT SET 2.00 MM INCISION	20

INCISION


DIAMOND KNIVES

Side-Port Diamond Knives

up to 3000
INCISIONS



Straight Handle
with Locking Mechanism



45° Single Edge
1.00 mm

6-10/6-050



Trifacet
1.00 mm

6-10/6-053

Phaco Diamond Knives



Angled Handle
with Locking Mechanism



Self-Diving Trapezoid Blade

6-20/6-142 – 1.30/1.50 mm

6-20/6-143 – 1.50/1.80 mm

6-20/6-144 – 1.80/2.00 mm

DISPOSABLE KNIVES

ALL KNIVES ARE EQUIPPED WITH SAFETY LIDS

STERILE



6
PK
EBC

Side-Port Knife

Initial Stab Incisions
1.00 mm, 15°
Straight, Double Bevel

SP-15



Trapezoidal Knife

Tunnel incisions
1.50-1.70 mm
Angled, Single bevel

TR-17



CE
2803


CAPSULORHEXIS FORCEPS

- Tungsten carbide coated cystotome tips for better gripping


4-0312S Microcoaxial Capsulorhexis Forceps



2.00 mm
incision



- Ultra-thin jaws
- A limiter protects the incision from hyperextension
- Curved jaws prevent corneal deformation



limiter for 2.00 mm



4-032S Small-Incision Capsulorhexis Forceps with Limiter and View-Port



2.00 mm
incision

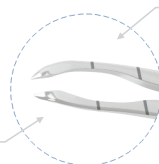
Ultra-thin vaulted shanks



Internal limiter prevents the jaws from opening wider than intended.

View-port provides optimal visualization.

2 engravings at 2.50 and 5.00 mm from the tip to measure the rhexis



CAPSULORHEXIS FORCEPS

CROSS ACTION CAPSULORHEXIS FORCEPS

Inamura Style RUMEX Capsulorhexis Forceps

- Tungsten carbide coated cystotome tips for better gripping



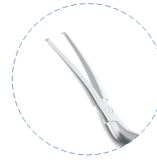
- Recommended for coaxial phacoemulsification
- Cross-action maintains alignment of tips, prevents leakage of viscoelastic from anterior chamber

4-0391S

Jaws 10.00 mm, for corneal incision

4-0392S

Jaws 12.00 mm, for scleral incision



4-0395

Cross-Action Capsulorhexis Forceps With Scale

Tungsten carbide coated cystotome tips allow to make the first pinch easily.

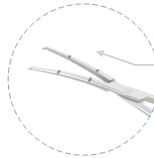
Engravings assist in measuring the rhexis.

Cross-action prevents the viscoelastic leakage and protects the incision from hyperextension.



Hinge joints allow for even distribution of pressure at three points.

Scale showing 2.50 and 5.00 mm from tip and lightweight titanium handle for more convenient use.

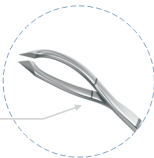


4-033S

Small-Incision Capsulorhexis Forceps with Double Cross-Action and Scale

Micro-thin jaws with fixed opening contribute to free movements in the anterior chamber.

Scale for measuring the size of capsulorhexis



MICS CAPSULORHEXIS FORCEPS

MICS Tips + Universal Handles The two-piece instrument philosophy:

- the optimal solution for money-wise customers
- allows a doctor to arrange a set of favorite tips that can be used with a single handle
- enables the implementation of easy-to-clean procedure that helps to increase the longevity of an instrument



- Delicate tips, exquisite gripping/cutting function
- Anti-glare matte finishing
- Stiff and flexible stainless steel tube
- Rotating wheel to customize the position of a tip

Ergonomic Model
Two Fingers Control
Squeeze Handle
12-003T

- Two fingers linear actuation
- Ergonomic handle with specially designed gripping area for amplified control over the instrument
- Optimal diameter round handle allows 360° rotation

Classic Model
One Finger Control
Handle
12-001T

Safe and easy
adjustable
mechanism



Adjustable screw
mechanism (to customize
the opening of branches
before manipulation)



Flushing Adapter
← Provided with each
tip free of charge!

All instrument tips in this brochure are compatible with both handle types: 12-001T and 12-003T

MICS CAPSULORHEXIS FORCEPS

Capsulorhexis Forceps with Internal Ruler, 23 Ga



4-0374*

2 engravings
at 3 and 6 mm



4-0375*

6 engravings at 1, 2, 3, 4, 5
and 6 mm

- Micro jaws
- Cystotome tips
- 0.80 mm incision
- Anti-glare matte finishing
- Exquisite gripping function
- Stiff and flexible Stainless Steel tube
- With fixation wheel




Micro-jaws for superior mobility and laser marks
for intraocular rhexis measurement

Kershner One-Pinch Capsulorhexis Forceps, 23 Ga



4-03731*

Extremely sharp jaws
for one-pinch capsulorhexis
through a side-port incision
2.50 mm branches



4-03741*

Extremely sharp jaws
of reduced length for
enhanced maneuverability
in the anterior chamber
1.80 mm branches




Lesieur Capsulorhexis Forceps with Internal Ruler, 23 Ga



4-03742*

- Shorter jaws facilitate gripping the capsule close to the wound
- 7 laser marks for perfect sizing of the rhexis:
1.00, 2.00, 2.50, 3.00, 4.00, 5.00 and 6.00 mm




MICS CAPSULORHEXIS FORCEPS

Fine-Ikeda Capsulorhexis Forceps, 23 Ga

- Micro jaws
- Cystotome tips
- 0.80 mm incision
- Anti-glare matte finishing
- Exquisite gripping function
- Stiff and flexible Stainless Steel tube
- With fixation wheel



4-03751*



Shorter branches of 0.80 mm for capsulorhexis through a side-port incision


Kawai Capsulorhexis Forceps, Tapered 23/25 Ga shaft

The distal part of the shaft is 25 Ga to protect the incision from hyperextension.

The proximal part of the shaft is 23 Ga to reinforce the construction.



4-03771*




The construction of the forceps shows least adverse effect on the wound. Serrated tips provide secure grip of the capsule.

Capsulorhexis Forceps with View Port, 23 Ga



4-03791*



6 engravings at 1, 1.5, 2, 3, 4 and 5 mm

Enhanced visibility through the port and high precision due to the laser-marked scale

ROWEN RESCUE KIT

Micro Foldable Lens Cutter, 19 Ga

- Micro jaws
- Anti-glare matte finishing
- Stiff and flexible Stainless Steel tube
- Exquisite gripping/cutting function



4-2173*



Blades with notches hold the lens during cutting, which improves cutter's efficiency.

Rowen Rescue Kit Forceps, 19 Ga



4-2150*




Crocodile type jaws for safe IOL grip

IOL Grasping Forceps, 21 Ga



4-2145*



- Sand-blasted surfaces for efficient gripping of optic and haptic
- Fenestrated jaws for better visualization and haptic manipulation
- With fixation wheel

*Tip only. Handles 12-003T and 12-001T are sold separately.

Product design and/or features that do not influence its functionality and main parameters are subject to change.

MULTI-PURPOSE MICS FORCEPS & NEEDLE HOLDERS

Intraocular Tying Forceps, 23 Ga

- Micro jaws
- 0.80 mm incision
- Anti-glare matte finishing
- Exquisite gripping function
- Stiff and flexible Stainless Steel tube
- With fixation wheel



4-1891*



Sub-1 mm
←→
incision

Micro-jaws for convenient intraocular suturing

Intraocular Needle Holder for IOL Suturing & Manipulation, 23 Ga

Sub-1 mm
←→
incision



8-1211-23*





For IOL manipulation through a micro-incision

11-03721*

Zaldivar Iridectomy Scissors, 23 Ga

- Micro jaws
- 0.80 mm incision
- Anti-glare matte finishing
- Exquisite cutting function
- Stiff and flexible Stainless Steel tube
- With fixation wheel


Sub-1 mm
Incision




- Can be used through paracentesis incision
- The blades are curved for easy cutting and enhanced visualization

Side-Port Capsulotomy Scissors, 20 Ga

Sub-1 mm
Incision

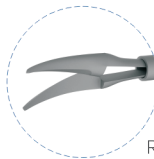


11-03741*



Left

11-03751*



Right

- Curved jaws provide efficient capsulotomy through a microincision

*Tip only. Handles 12-003T and 12-001T are sold separately.

Product design and/or features that do not influence its functionality and main parameters are subject to change.

PRECHOPPERS, CHOPPERS & MANIPULATORS

RHD for right-handed surgeon - to hold in the left hand

LHD for left-handed surgeon - to hold in the right hand


PHACO CHOPPERS

7-1162S

Combo Prechopper



For sub-2.00 mm Coaxial Micro Phaco
Max opening 2.00 mm



7-063

RHD

Nagahara Phaco Chopper

7-064

LHD

7-065

Rosen Phaco Chopper, Universal



7-063*

- Smooth round tip
- Cutting edge assists in horizontal chopping



7-065*

Blunt distal part of the chopper is safe for the posterior capsule.

LENS MANIPULATORS

5-030*

Kuglen Iris Hook and Lens Manipulator



Designed for push-pull technique.

5-032*

Sinsky Lens Manipulating Hook



Slim versatile tip

5-0331*

Lester Lens Manipulator



“Hourglass” shaped tip for safe and controlled lens manipulation

IRRIGATION/ASPIRATION, CAPSULE POLISHING

May be introduced through any side-port incision, allowing easy access to all parts of the capsule.

7-081-23 Irrigation Handpiece for Bimanual Technique, 23 Ga

2×0.35 mm side ports



Curved tube with a smooth faced tip
Standard connector


Rumex®

Irrigation

Irrigates anterior chamber, maintaining its stability and providing for maximal cortex removal.

Aspiration Handpiece for Bimanual Technique, 23 Ga

7-0821-23



Curved tube with a textured capsule polisher tip
Standard connector

1×0.35 mm top port

7-0826



Curved tube with a smooth faced tip
Standard connector

1×0.30 mm top port

Polished ball tip is safe and atraumatic for the capsular bag.

Aspiration

7-0821D

21 Ga


7-0823D

23 Ga

Disposable Set of I/A Handpieces for Bimanual Technique*



Aspiration



Irrigation

Aspiration – single port 0.35 mm
Irrigation – double port 0.40 mm


Each set includes 5 irrigation and 5 aspiration handpieces.

*Not for sale in Europe

Product design and/or features that do not influence its functionality and main parameters are subject to change.

FEMTOSECOND CATARACT INSTRUMENTS

4-0582S Forceps for Femtosecond Laser Cataract Procedure



Ultrathin blunt-ended tips are safe for the wound edges.

Cross-action facilitates quick and safe incision opening.

20-2041 Donnenfeld Femto Spatula



Special flattened design of the tip helps to open femtosecond laser-created cataract incisions.

20-204D Spatula for Femtosecond Laser Procedure

STERILE



6 PER BOX



Used for opening cataract incisions created by femtosecond laser system.

20-061 Double-Ended Femto Spatula



- Safe and quick Femtosecond incisions opening
- Blunt flattened spear easily detects the entering point
- Blunt keratome-shaped tip facilitates incision opening



FEMTOSECOND CATARACT INSTRUMENTS

7-1166S

Yeoh Femtosecond Prechopper



- Blunt atraumatic tips are ideal for complete nucleus separation during femtosecond laser cataract procedure
- Intended opening - 1.80 mm, can be widened to 2.80 mm

7-149S

Escaf Prechopper




- Used to complete breakdown after Femtosecond or Ultrachopper and fracture cataract with hardness less than 4+
- Tolerates capsulorhexis smaller than 5.00 mm in diameter without injuring the capsule edges
- Truncated tip is safe for the edge of capsulorhexis
- Intended opening - 2.00 mm, can be widened to 2.80 mm

7-143*

Slade/Terao Nucleus Splitter, 23 Ga

Sub-1 mm
←→
incision



- Used to crack the femtochopped nucleus
- Chopper type design tip
- With fixation wheel

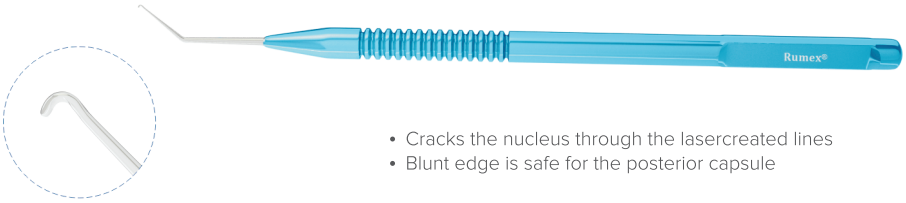
*Tip only. Handles 12-003T and 12-001T are sold separately.

Product design and/or features that do not influence its functionality and main parameters are subject to change.

FEMTOSECOND CATARACT INSTRUMENTS

7-145


Nagy Femtosecond Chopper



- Cracks the nucleus through the lasercreated lines
- Blunt edge is safe for the posterior capsule

7-146

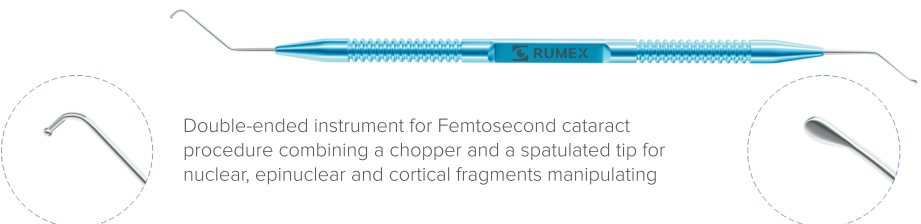
Donnenfeld Femto Splitter



For splitting the nucleus

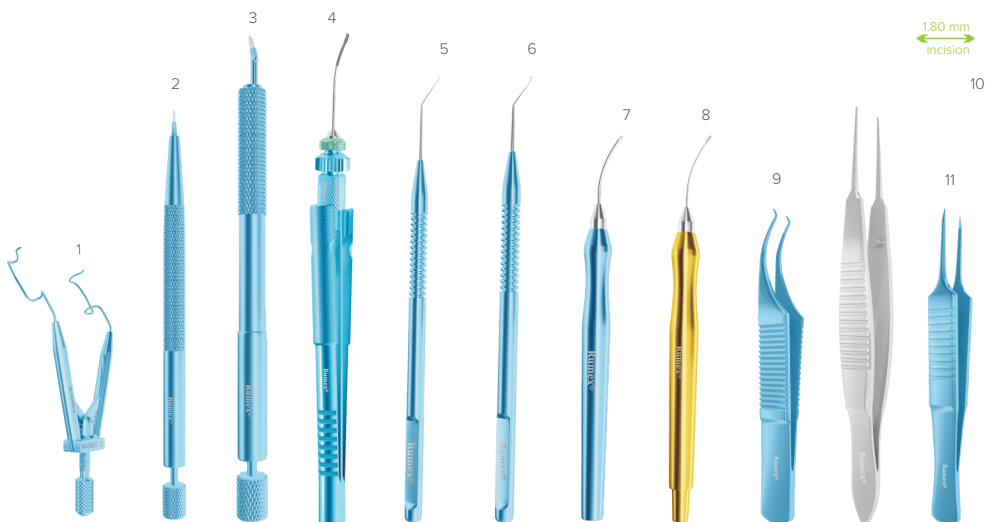
13-181

Uy Laser Lens Fragmentation Combo Manipulator



Double-ended instrument for Femtosecond cataract procedure combining a chopper and a spatulated tip for nuclear, epinuclear and cortical fragments manipulating

CATARACT SET 1.8



1	14-040T	Lieberman Temporal Speculum, Rounded "V" Shaped Blades, Titanium
2	6-10/6-050 * SP-45	Side-Port Diamond Knife, 45° Single Edge Blade, Straight Titanium Handle Disposable Side-Port Knife, Double Bevel, 1.00 mm, 45°, Straight, Safety System, 6 per Box
3	6-20/6-143 * TR-17	Phaco Diamond Knife, Trapezoid Blade 1.50/1.80 mm, Angled Titanium Handle Disposable Trapezoid Knife, Single Bevel, 1.50-1.70 mm, Angled, Safety System, 6 per Box
4	4-03771 12-003T	Kawai Capsulorhexis Forceps, Tapered 23/25 Ga Shaft/ Universal Squeeze Handle
5	7-063 (RHD)/ 7-064 (LHD) * 7-063D	Nagahara Phaco Chopper, Round Titanium Handle Disposable Nagahara Phaco Chopper, RHD, 6 per Box
6	5-032 * 5-032D	Sinskey Lens Manipulating Hook 0.15 mm tip, Angled, Round Titanium Handle Disposable Sinskey Hook, Angled, 6 per Box
7	7-081-23 * 7-0823D	Irrigation Handpiece for Bimanual Technique, Curved, 23 Ga, Two Ports on Side 0.35 mm, Titanium Handle Disposable Set of I/A Handpieces for Bimanual Technique, 23 Ga, 5 Sets per Box
8	7-0821-23 * 7-0823D	Aspiration Handpiece for Bimanual Technique, Curved, 23 Ga, One Top Port 0.35 mm, Titanium Handle Disposable Set of I/A Handpieces for Bimanual Technique, 23 Ga, 5 Sets per Box
9	4-050T	Colibri Corneal Forceps, 0.12 mm, 1x2 Teeth, Titanium
10	4-0600S * 4-0600D	Castroviejo Suturing Forceps, 0.12 mm 1x2 Teeth, 6.00 mm Tying Platform, Stainless Steel Disposable Castroviejo Suturing Forceps, 0.12 mm, 6 per Box
11	4-171T	McPherson Straight Tying Forceps, 4.00 mm Tying Platforms, Straight, Titanium

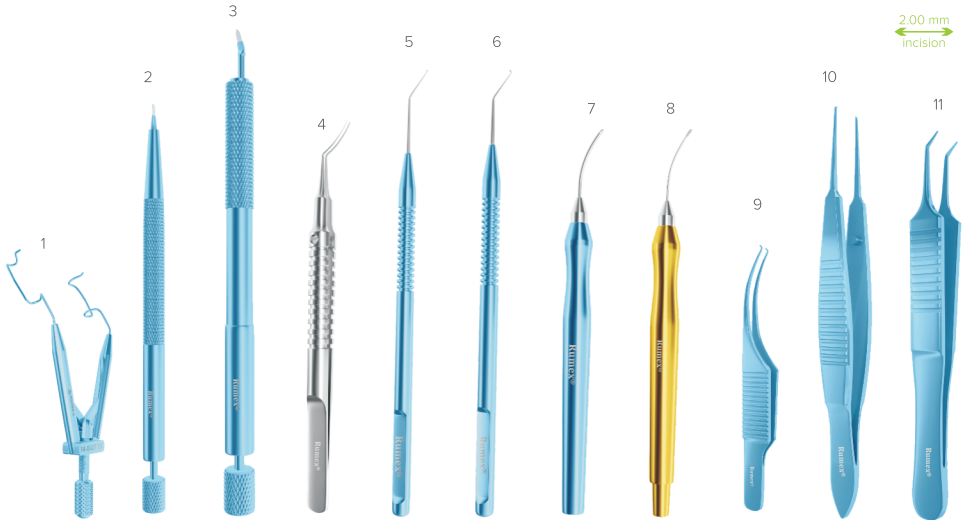
* Not shown

18-304

Sterilization Tray
Silicone Finger Tip Mat
Single Level
Extra Large
254 x 152 x 19 mm
10×6×0.75"



CATARACT SET 2.0




1	14-040T	Lieberman Temporal Speculum, Rounded "V" Shaped Blades, Titanium
2	6-10/6-053	Side-Port Diamond Knife, Trifacet Blade, Straight Titanium Handle
3	6-20/6-144	Phaco Diamond Knife, Trapezoid Blade 1.80/2.00 mm, Angled Titanium Handle
4	4-0312S	Microcoaxial Capsulorhexis Forceps, Ultrathin, 11.50 mm Jaws, Alignment Mechanism, Stainless Steel
5	7-065	Rosen Phaco Chopper Universal, Round Titanium Handle
	* 7-065D	Disposable Rosen Phaco Chopper, Universal, 6 per Box
6	5-030	Kuglen Iris Hook, Angled, "H"-Shaped Tip, Round Titanium Handle
	* 5-030D	Disposable Kuglen Iris Hook, Angled, 6 per Box
7	7-081-23	Irrigation Handpiece for Bimanual Technique, Curved, 23 Ga, Two Ports on Side 0.35 mm, Titanium Handle
	* 7-0823D	Disposable Set of I/A Handpieces for Bimanual Technique, 23 Ga, 5 Sets per Box
8	7-0821-23	Aspiration Handpiece for Bimanual Technique, Curved, 23 Ga, One Top Port 0.35 mm, Titanium Handle
	* 7-0823D	Disposable Set of I/A Handpieces for Bimanual Technique, 23 Ga, 5 Sets per Box
9	4-0501T	Colibri Corneal Forceps, 012mm 1x2 Teeth, Titanium
10	4-0600T	Castroviejo Suturing Forceps, 012 mm 1x2 Teeth, 6.00 mm Tying Platform, Titanium
	* 4-0600D	Disposable Castroviejo Suturing Forceps, 012 mm, 6 per Box
11	4-174T	McPherson Tying Forceps, 8.00 mm Tying Platforms, Angled, Titanium
	* 4-147D	Disposable McPherson Tying Forceps, Angled, 6 per Box

* Not shown

18-305

Sterilization Tray
Silicone Finger Tip Mat
Double Level
Extra Large
254 x 152 x 38 mm
10x6x1.5"



**DON'T FORGET
TO BUY**

RUMEX International Company
14240 Carlson Circle,
Building K, Suite 8,
Tampa, FL 33626, USA

USA & Canada

☎ +1 (727) 535 9600

☎ +1 (877) 77 RUMEX (Toll-Free)

📠 +1 (727) 535 8300

Europe, Asia, Africa, Latin America

☎ +371 6616 3182

✉ customerservice@rumex.com

✉ rumex@rumex.com

🏠 www.rumex.com

