



SMART SEATING

# PA & PC Series Sales Tutorial

PRESENTATION DATE

September, 2019



### I. Range of Sizes

- The PA+PC Series share complementary styling and a healthy range of sizes to accommodate a range of body types.

entry level sizes



**PA55**  
**Average/Medium**  
 Overall width: 27"  
 Back: 20" w x 21" h



**PA57D**  
**Average/Medium**  
 Overall width: 25"  
 Back: 19" w x 19" h



**PA58**  
**Average/Medium**  
 Overall width: 25"  
 Back: 19" w x 19" h

Executive Styling, "DUB" available on all models. Except: PA57D, PC57D, and PA67.

HRZA Headrest (option)

other options

**PA53**  
**Small/Petite**  
 Overall width: 25"  
 Back: 17.5" w x 16.5" h



**PA59**  
**Large/Xtra Tall**  
 Overall width: 27"  
 Back: 20.5" w x 25" h




**PA61S**  
**Side Chair**  
 Cantilever sled base with black, powdercoated finish available for PA series.

\*FYI Overall width / Seat measurements may vary in comparison to PA6x and PC Series models.



## II. Other Options



### Headrest HRZA

3-way adjustable headrest w/ leather-like upholstery (default)

Available on PA58/PC58, PA59/PC59, PA69/PC59 models only



### Chrome Package 27" Base

- 27" Polished Aluminum Base
- ~5" Chrome Cylinder (Priced Separately)

Available on PA55/PC55, PC57D, PC58, PA59/PC59, PA66, PA68, PA69 models only



### Double Comfort Seating™ (DCS) Technology

A unique, layered system of self-conforming memory foam, combined with firmer OM high-resilience cushioning

Designed for maximum comfort and long-lasting durability



### Chrome Package 25" Base

- 25" Chrome Base
- ~5" Chrome Cylinder (Priced Separately)

Available on PA53/PC53, PA57D, PA58, PA63, PA67 models only

## Recommended Arm Options



### KR-200

Height and width adj., remove-able T-arms w/ natural grip control



### KR-200-65

Lockable, articulating arm top with full range of adjustment



### AR-485

Executive styling, polished aluminum loop-top arms

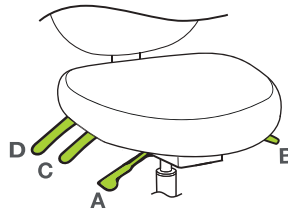


### III. Mechanism Adjustments

#### PA5x Simple Multi-Function

(Model PA53, PA55, PA57D, PA58, PA59)

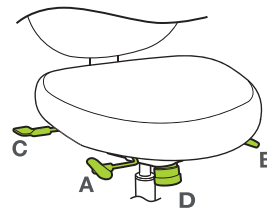
- A. Seat Height
- B. Seat Slider
- C. Infinite Seat Tilt/Lock
- D. Infinite Back Tilt/Lock



#### PA6x Management Synchro

(Model PA63, PA66, PA67, PA68, PA69)

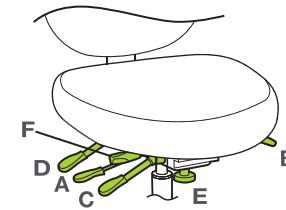
- A. Seat Height
- B. Seat Slider
- C. 3 position Tilt Lock
- D. Tilt Tension



#### PC5x Full Multi-Function

(Model PC53, PC55, PC57D, PC58, PC59)

- A. Seat Height
- B. Seat Slider
- C. Seat Angle Tilt and Lock
- D. Independent Back Angle
- E. Tilt Tension
- F. Forward Seat Angle (for perching & back relief)



**300**  
POUNDS  
CAPACITY