

SHADES



*Ditch the guesswork
with tried & true
formulas*

THE FREE SHADES EQ FORMULA BIBLE



ReadyToDyeApparel.com

READY TO DYE APPAREL



EQ

Table Of Contents


- 1. Silver formulas*
- 2. Blonde formulas*
- 3. Brown formulas*
- 4. Red formulas*
- 5. Shades EQ Tips & Tricks*




Silver Formulas

READY TO DYE APPAREL

Note It's very important that you lift the hair to a clean level 10 (sometimes 9) for these silver formulas to work properly. DO NOT PRE-TONE as these formulas require a yellow background to process properly and pre-toning may result in over-toning the hair.*



STEEL WHITE



1oz 9T + 1oz 10VV + 1/2oz 9P

DARK SILVER



1oz 7T + 1oz 9V + 1/2oz 9P

BEIGE SILVER



1oz 9T + 1oz 9GI + 1/2oz 9P


PEARL SILVER



1oz 9P + 1oz 10VV + 1/2oz 9T

Blonde Formulas

Note Most of these will be formulated to create a level 7-9 blonde. You can adjust the toner level for your clients goals. Always make sure you are lifting the hair to at least the level you are toning to. No need for purple shampoo before toning.*



NEUTRAL BLONDE




2oz 9N + 1/4oz 9GI + 1/4oz 9V

LIGHT ASH BLONDE



1oz 8NA + 1/2oz 9P

NATURAL GOLDEN



1oz 8GI + 1oz 9N + 1/2oz 9NW

STRAWBERRY BLONDE




1oz 9N + 1/2oz 9AA + 1/2oz 9GI

Brown Formulas

Note Most of these will be formulated to tone down the hair, meaning there is no need to fill in most cases UNLESS you are toning down more than 5 levels you may fill before toning.*




CHOCOLATE BROWN




1oz 4NB + 1oz 5NW + 1/2oz 4N

ASH BROWN



2oz 4NA + 1/4oz 4NB

CHESTNUT BROWN



1oz 4NB + 1/2oz 5N + 1/2oz 6GI

MUSHROOM BROWN



1oz 6ABN + 1/2oz 6T + 1/4oz 6GN


Red Formulas

READY TO DYE APPAREL

Note Always make sure you are lifting the hair to at least the level you are toning to*



NATURAL RED



1oz 8C + 1/2oz 6WG + 1/2oz 7G

RED VIOLET



2oz 4RV + 1/4oz 4VRO

RED BROWN



1oz 4CB + 1oz 5RB + 1/2oz 5N

BLOOD RED



1oz 6RR + 1oz 3R

Shades EQ Tips & Tricks



1. *With any toning, **make sure you are always** thoroughlly rinsing the lightener before applying Shades EQ. The lightener can cause patchiness with your toner.*
2. *Try not to over lather the shades into the hair (while still ensuring thorough application) . The foamier the toner, the less effective.*
3. *Try to not use purple shampoo until you have toned. This is because the purple can cause too much violet on the hair leaving a violet hue.*
4. *If you feel like it, **you don't have to shampoo after toning**, especially if not applied to the scalp. Just make sure and rinse thourouly then condition. This can help extend the toner longevity.*