

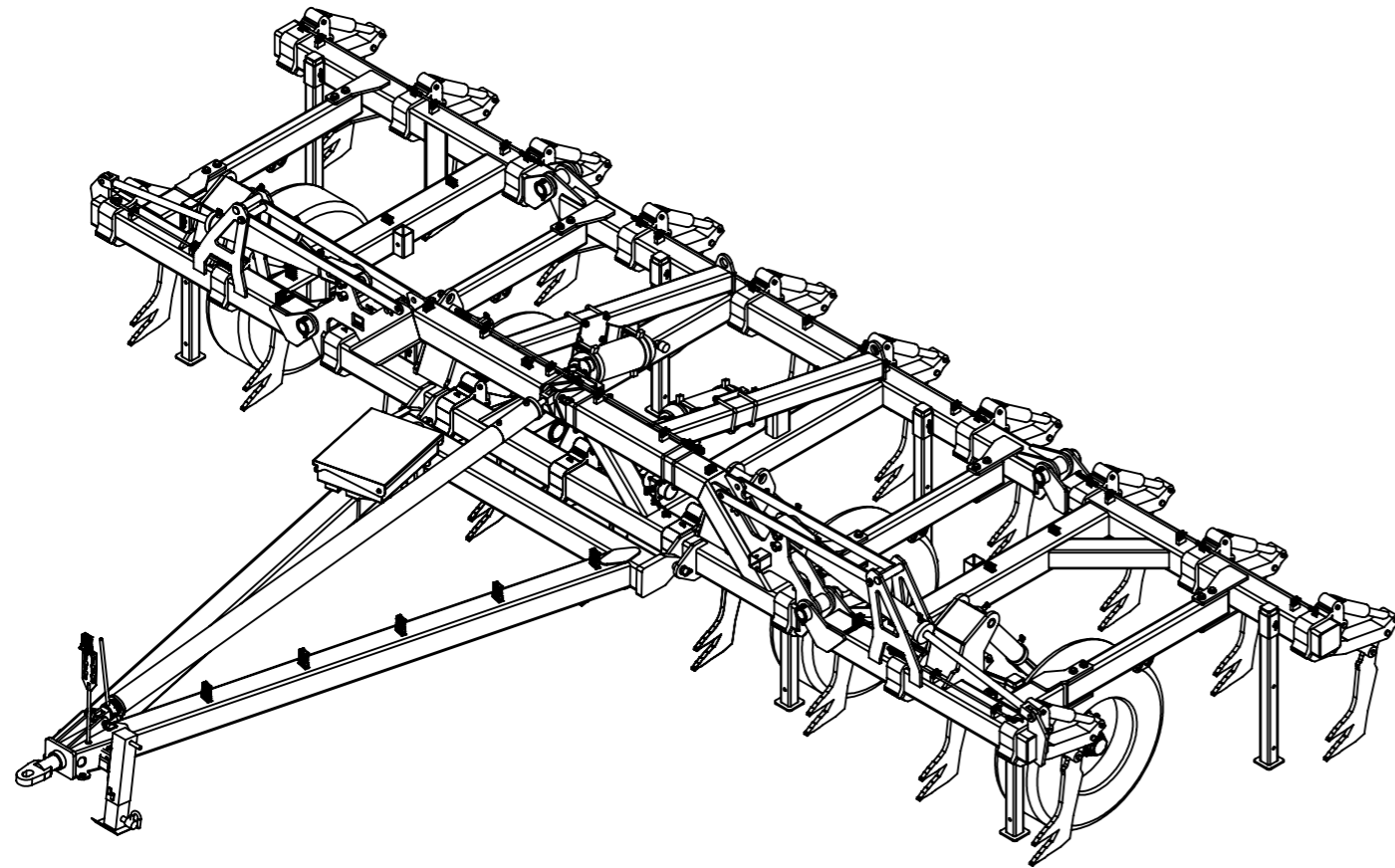
AGROW PLOW[®]

AP81 SPARE PARTS MANUAL

Table of Contents

Top Level Assemblies	
599-1000 AP81 Plough	3
• AP81 17x529 & 19x529 Top Level Bill of Materials	
• AP81 23x522 Top Level Bill of Materials	
• AP81 Plough Trailing Options	
• AP81 Assembled Components	
599-1100 AP81 Hydraulic System	12
• Wheel Lift	
• Hydraulic Shank Recoil	
• Wing Lift	
599-1101 AP81 Hydraulic Hard-line Subassemblies	23
599-1200 AP81 Decal Kit	24
Frame Assemblies	
599-2001 AP81 23x522 12m Centre Frame Assembly	25
599-2002 AP81 23x522 12m Wing RH Assembly	27
599-2003 AP81 23x522 12m Wing LH Assembly	29
599-2019 AP81 17x529 9m & 19x529 10m Centre Frame Assembly	30
599-2020 AP81 17x529 9m & 19x529 10m Wing RH Assembly	32
599-2021 AP81 17x529 9m & 19x529 10m Wing LH Assembly	33
Hitch Assemblies	
599-2011 AP81 Hyd Level Lift Hitch Assembly	35
603-2047 AP81 Hyd Lift Tube Assembly	36
599-2012 AP81 Levelling Bar Hitch Assembly	37
599-2017 AP81 Levelling Bar Tube Assembly	38
Wheel Assemblies	
599-2013 AP81 Wheel Centre RH Assembly	39
599-2014 AP81 Wheel Centre LH Assembly	41
599-2015 AP81 Wheel Wing RH Assembly	43
599-2016 AP81 Wheel Wing LH Assembly	45
Hydraulic Assemblies	
603-2043 Rotary Flow Divider Assembly	48
603-2042 Hyd Manifold Assembly	49
154-1515 20L Accumulator Kit 150x150 Mount	50
Other Components	
154-0000 Hydraulic Clamp Components	53
600-1002 Toolbox Assembly	54
Shank Assembly Option Table	57

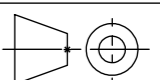
ITEM NO.	PART NUMBER	DESCRIPTION	17x529 RIGID, LEVELING BAR/QTY.	17x529 RIGID, LEVEL LIFT/QTY.	17x529 HYD, LEVELING BAR/QTY.	17x529 HYD, LEVEL LIFT/QTY.	19x529 RIGID, LEVELING BAR/QTY.	19x529 RIGID, LEVEL LIFT/QTY.	19x529 HYD, LEVELING BAR/QTY.	19x529 HYD, LEVEL LIFT/QTY.
1	154-4002	HYD FITTING TEE 1 1/16" JIC MALE, 1 1/16" UN O RING MALE, 1 1/16" JIC MALE	1	1	1	1	1	1	1	1
2	154-4004	HYD FITTING ELBOW 3/4" JIC MALE, 1 1/16" UN O RING MALE	1	1	1	1	1	1	1	1
3	154-4024	HYD FITTING TEE 3/4" JIC MALE, 3/4" JIC MALE, 3/4" JIC MALE	5	5	5	5	5	5	5	5
4	154-4238	HYD FITTING ADAPTOR 3/4" JIC MALE, 1 1/16" UN O RING MALE	1	1	1	1	1	1	1	1
5	154-4314	HYD TEE FITTING S19-121217	1	1	1	1	1	1	1	1
6	599-2011	HYD LEVEL LIFT HITCH	-	1	-	1	-	1	-	1
7	599-2012	LEVELING BAR HITCH	1	-	1	-	1	-	1	-
8	599-2019	AP81 9m CENTER FRAME ASSEMBLY	1	1	1	1	1	1	1	1
9	599-2020	AP81 9m WING RH ASSEMBLY	1	1	1	1	1	1	1	1
10	599-2021	AP81 9m WING LH ASSEMBLY	1	1	1	1	1	1	1	1
11	599-4001	TRANSPORT PLATES	4	4	4	4	4	4	4	4
12	600-1002	TOOL BOX 200x200	1	1	1	1	1	1	1	1
13	603-2043	ROTARY FLOW DIVIDER ASSEMBLY	1	1	1	1	1	1	1	1
14	603-3047	FOLD CYLINDER WELDED ASSEMBLY	2	2	2	2	2	2	2	2
15	603-3049	JACKSTAND ASSEMBLY HD PLOUGH	1	1	1	1	1	1	1	1
16	603-2055	CHECK VALVE ASSEMBLY	1	1	1	1	1	1	1	1

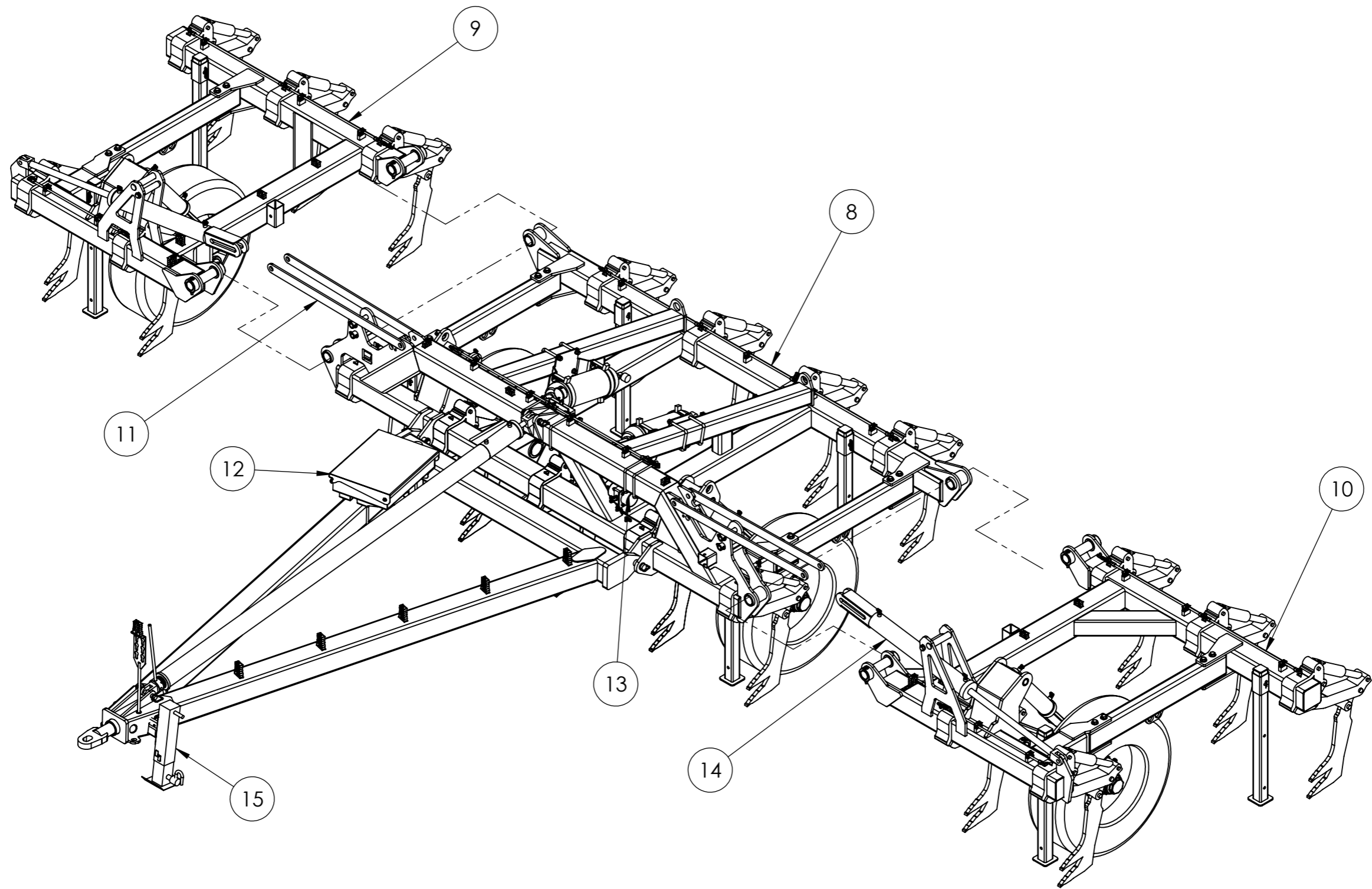


PART NUMBER	DESCRIPTION
599-1001	17x529 RIGID SHANK, LEVELING BAR HITCH
599-1002	17x529 RIGID SHANK, HYD LEVEL LIFT HITCH
599-1003	17x529 HYD SHANK, LEVELING BAR HITCH
599-1004	17x529 HYD SHANK, HYD LEVEL LIFT HITCH
599-1005	19x529 RIGID SHANK, LEVELING BAR HITCH
599-1006	19x529 RIGID SHANK, HYD LEVEL LIFT HITCH
599-1007	19x529 HYD SHANK, LEVELING BAR HITCH
599-1008	19x529 HYD SHANK, HYD LEVEL LIFT HITCH

AGROWFLOW
 COPYRIGHT RESERVED
 THIS DRAWING IS THE PROPERTY AGROWFLOW PTY LTD, AND IS SUBJECT TO RETURN UPON DEMAND. IT IS SUBMITTED FOR USE ONLY IN CONNECTION WITH PROPOSALS OR CONTRACTS OF THIS ORGANISATION UPON THE EXPRESS CONDITION THAT IT IS NOT TO BE USED DIRECTLY OR INDIRECTLY IN ANY WAY DETRIMENTAL TO THE INTERESTES OF AGROWFLOW PTY LTD.

TITLE: **AP81 PLOUGH**
17x529 9m
19x529 10m
 29-May-17

PART NUMBER **599-1000**

 SHEET: PAGE:
 1 OF 9 3



AGROWFLOW

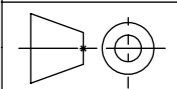
COPYRIGHT RESERVED
 THIS DRAWING IS THE PROPERTY AGROWFLOW PTY LTD, AND IS SUBJECT TO RETURN UPON DEMAND. IT IS SUBMITTED FOR USE ONLY IN CONNECTION WITH PROPOSALS OR CONTRACTS OF THIS ORGANISATION UPON THE EXPRESS CONDITION THAT IT IS NOT TO BE USED DIRECTLY OR INDIRECTLY IN ANY WAY DETRIMENTAL TO THE INTERESTES OF AGROWFLOW PTY LTD.

TITLE:

AP81 PLOUGH
 17x529 9m
 19x529 10m

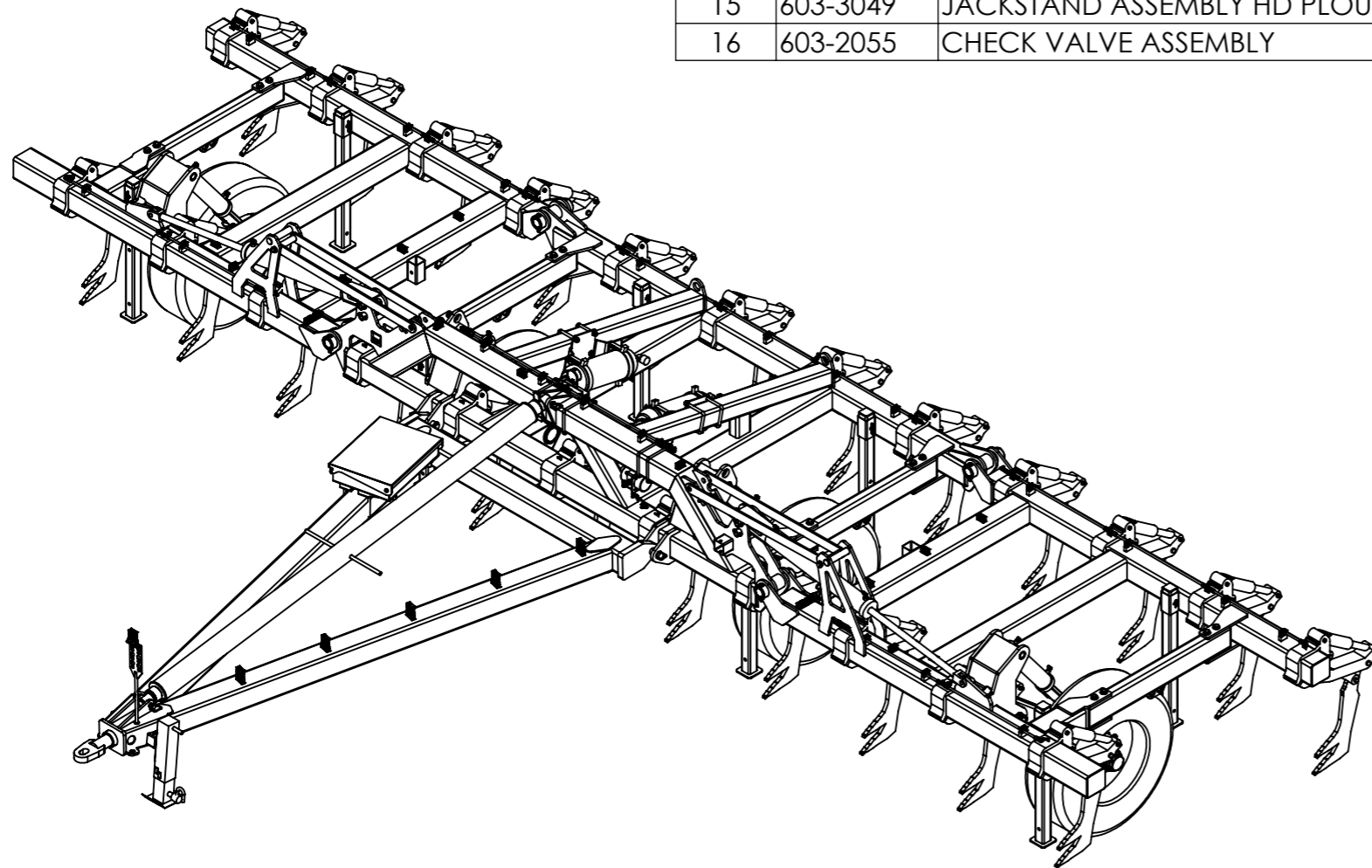
29-May-17

PART NUMBER
599-1000



SHEET: PAGE:
 2 OF 9 4

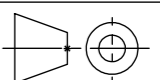
ITEM NO.	PART NUMBER	DESCRIPTION	23x522 RIGID, LEVELING BAR/QTY.	23x522 RIGID, LEVEL LIFT/QTY.	23x522 HYD, LEVELING BAR/QTY.	23x522 HYD, LEVEL LIFT/QTY.
1	154-4002	HYD FITTING TEE 1 1/16" JIC MALE, 1 1/16" UN O RING MALE, 1 1/16" JIC MALE	1	1	1	1
2	154-4004	HYD FITTING ELBOW 3/4" JIC MALE, 1 1/16" UN O RING MALE	1	1	1	1
3	154-4024	HYD FITTING TEE 3/4" JIC MALE, 3/4" JIC MALE, 3/4" JIC MALE	5	5	5	5
4	154-4238	HYD FITTING ADAPTOR 3/4" JIC MALE, 1 1/16" UN O RING MALE	1	1	1	1
5	154-4314	HYD TEE FITTING S19-121217	1	1	1	1
6	599-2001	AP81 12m CENTER FRAME ASSEMBLY	1	1	1	1
7	599-2002	AP81 12m WING RH ASSEMBLY	1	1	1	1
8	599-2003	AP81 12m WING LH ASSEMBLY	1	1	1	1
9	599-2011	HYD LEVEL LIFT HITCH	-	1	-	1
10	599-2012	LEVELING BAR HITCH	1	-	1	-
11	599-4001	TRANSPORT PLATES	4	4	4	4
12	600-1002	TOOL BOX 200x200	1	1	1	1
13	603-2043	ROTARY FLOW DIVIDER ASSEMBLY	1	1	1	1
14	603-3047	FOLD CYLINDER WELDED ASSEMBLY	2	2	2	2
15	603-3049	JACKSTAND ASSEMBLY HD PLOUGH	1	1	1	1
16	603-2055	CHECK VALVE ASSEMBLY	2	2	2	2

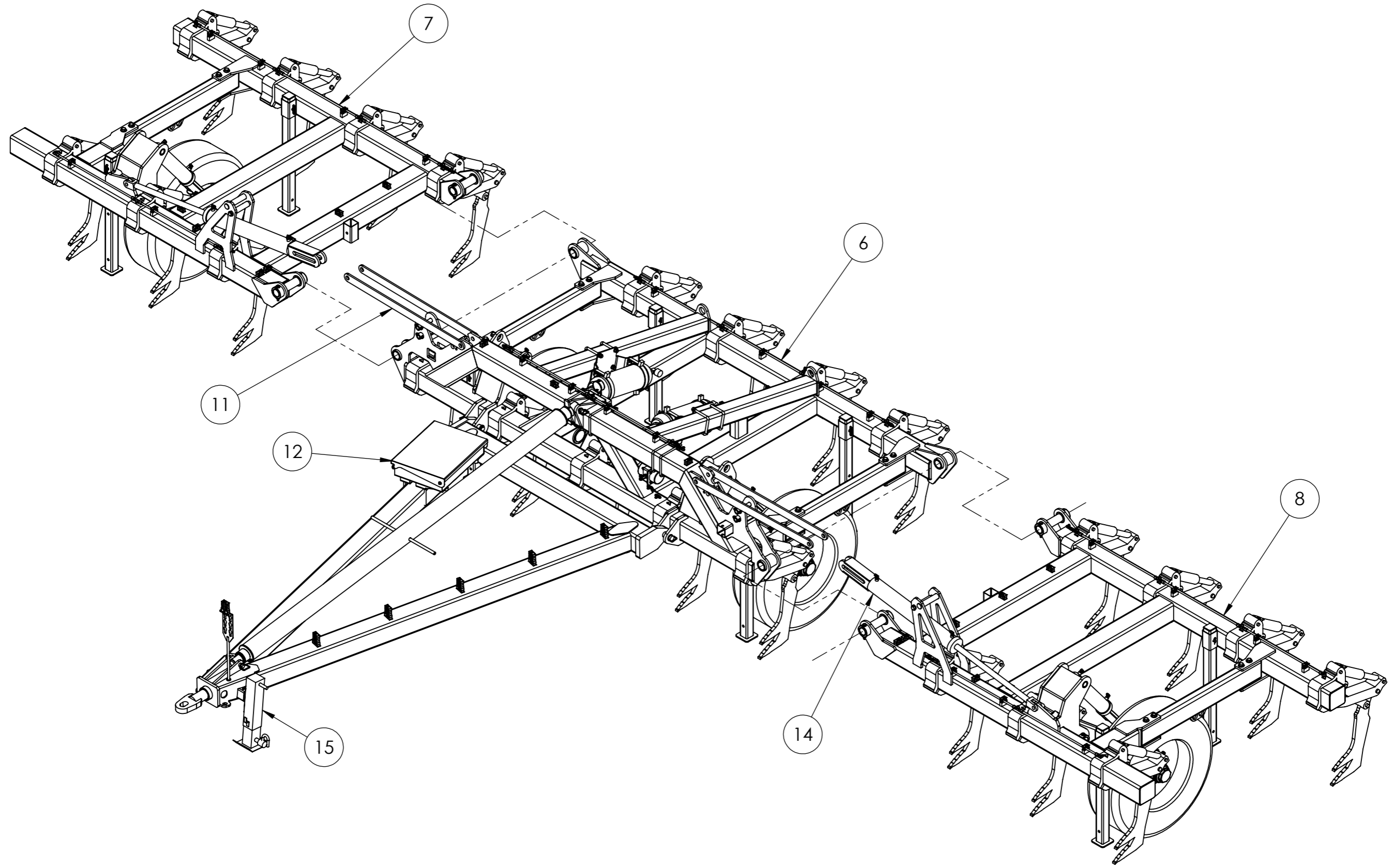


PART NUMBER	DESCRIPTION
599-1009	23x522 RIGID SHANK, LEVELING BAR HITCH
599-1010	23x522 RIGID SHANK, HYD LEVEL LIFT HITCH
599-1011	23x522 HYD SHANK, LEVELING BAR HITCH
599-1012	23x522 HYD SHANK, HYD LEVEL LIFT HITCH

AGROWFLOW
 COPYRIGHT RESERVED
 THIS DRAWING IS THE PROPERTY AGROWFLOW PTY LTD, AND IS SUBJECT TO RETURN UPON DEMAND. IT IS SUBMITTED FOR USE ONLY IN CONNECTION WITH PROPOSALS OR CONTRACTS OF THIS ORGANISATION UPON THE EXPRESS CONDITION THAT IT IS NOT TO BE USED DIRECTLY OR INDIRECTLY IN ANY WAY DETRIMENTAL TO THE INTERESTES OF AGROWFLOW PTY LTD.

TITLE: **AP81 PLOUGH**
23x522 12m
 29-May-17

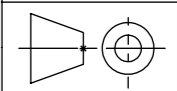
PART NUMBER
599-1000

 SHEET: 3 OF 9 PAGE: 5

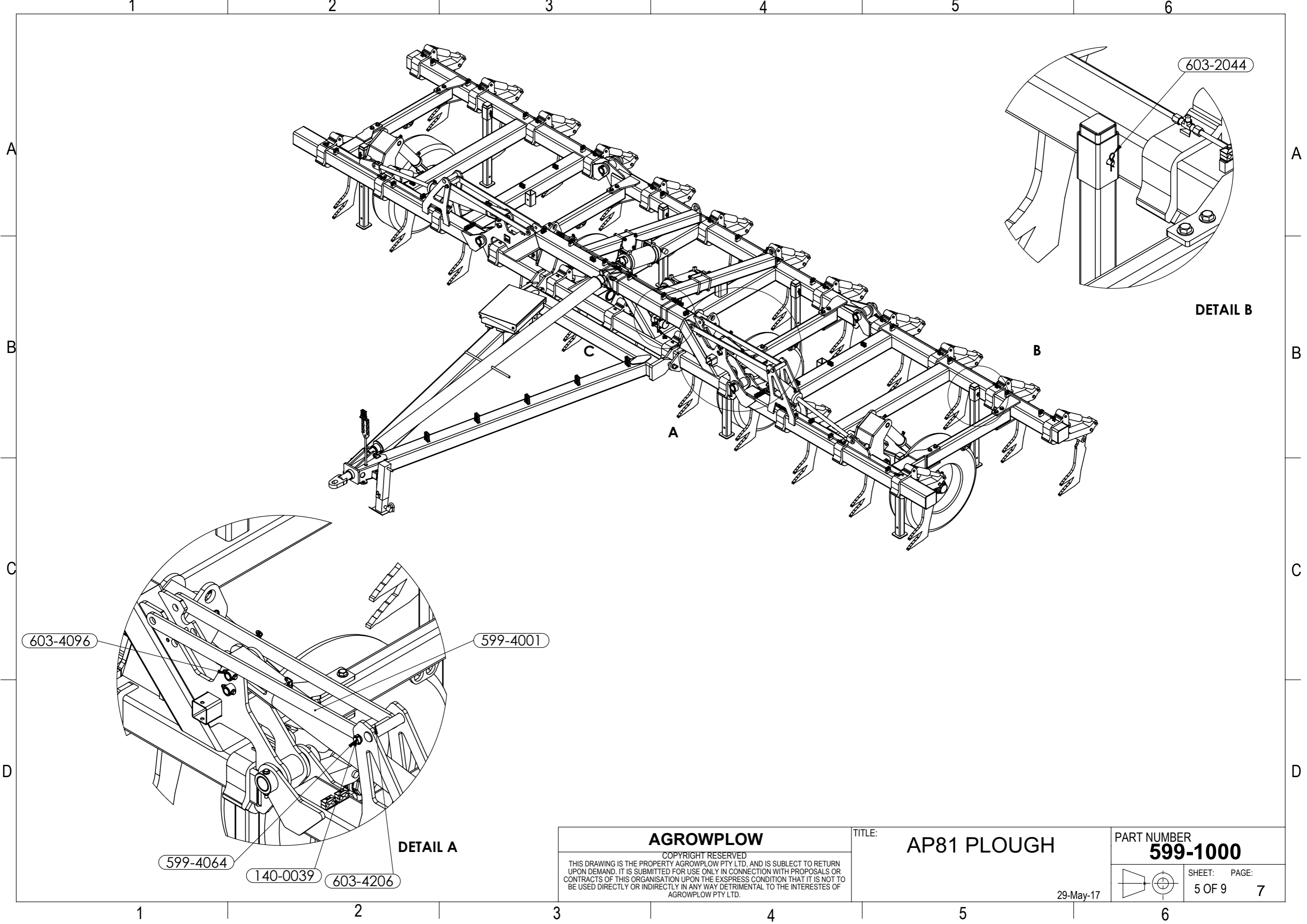


AGROWFLOW
 COPYRIGHT RESERVED
 THIS DRAWING IS THE PROPERTY AGROWFLOW PTY LTD, AND IS SUBJECT TO RETURN UPON DEMAND. IT IS SUBMITTED FOR USE ONLY IN CONNECTION WITH PROPOSALS OR CONTRACTS OF THIS ORGANISATION UPON THE EXPRESS CONDITION THAT IT IS NOT TO BE USED DIRECTLY OR INDIRECTLY IN ANY WAY DETRIMENTAL TO THE INTERESTES OF AGROWFLOW PTY LTD.

TITLE: **AP81 PLOUGH**
23x522 12m
 29-May-17

PART NUMBER **599-1000**
 SHEET: PAGE: **4 OF 9 6**

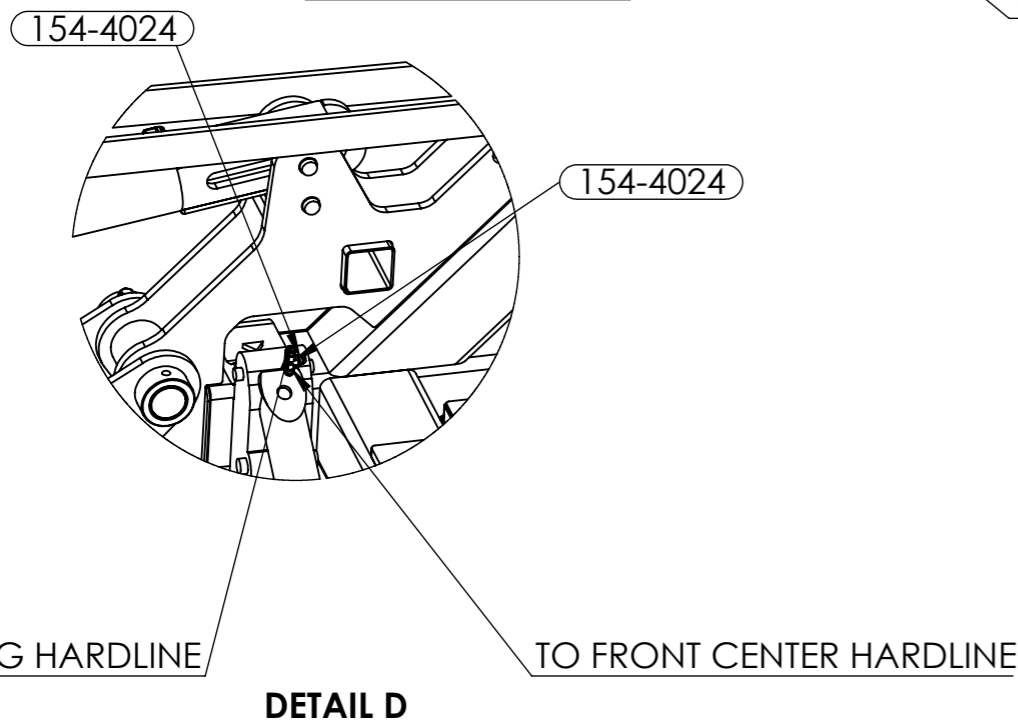
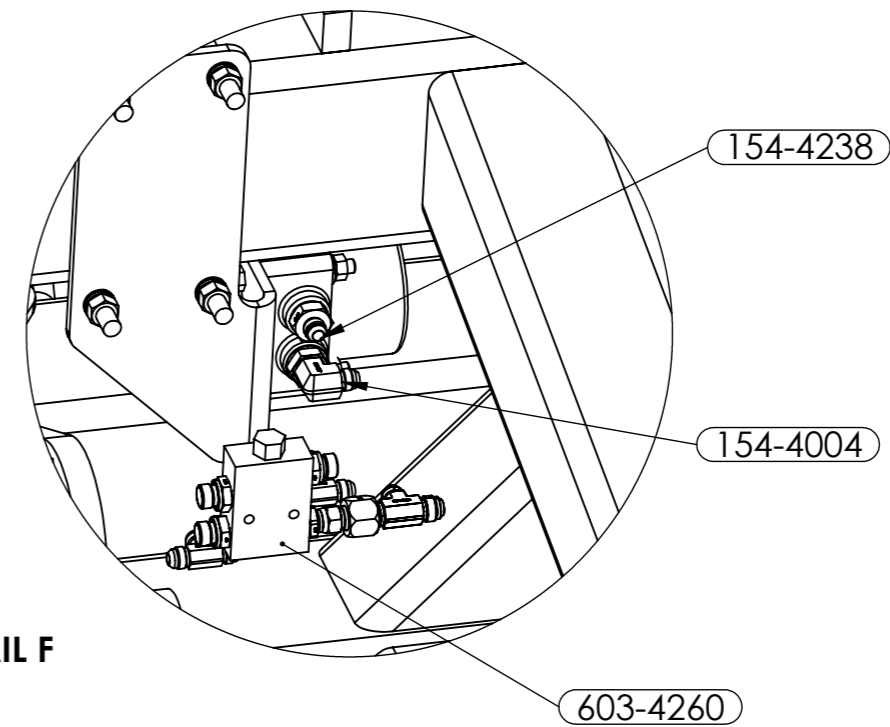
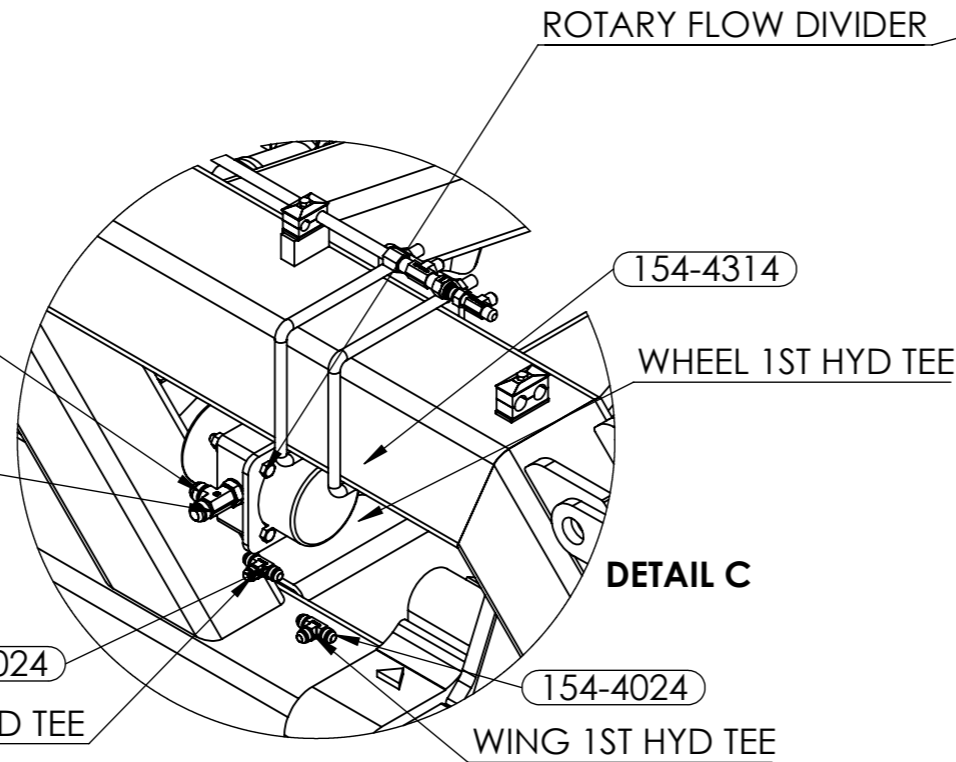
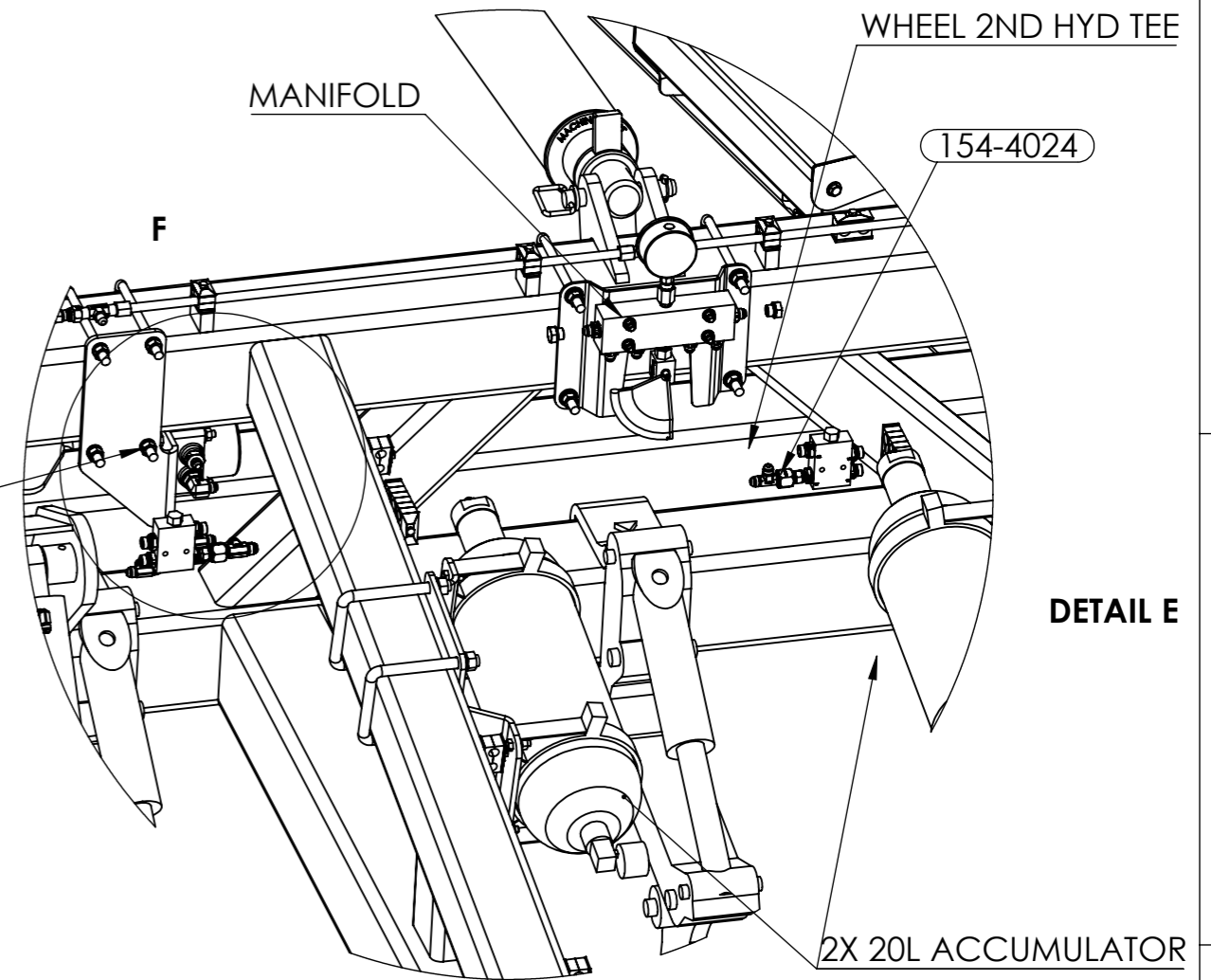
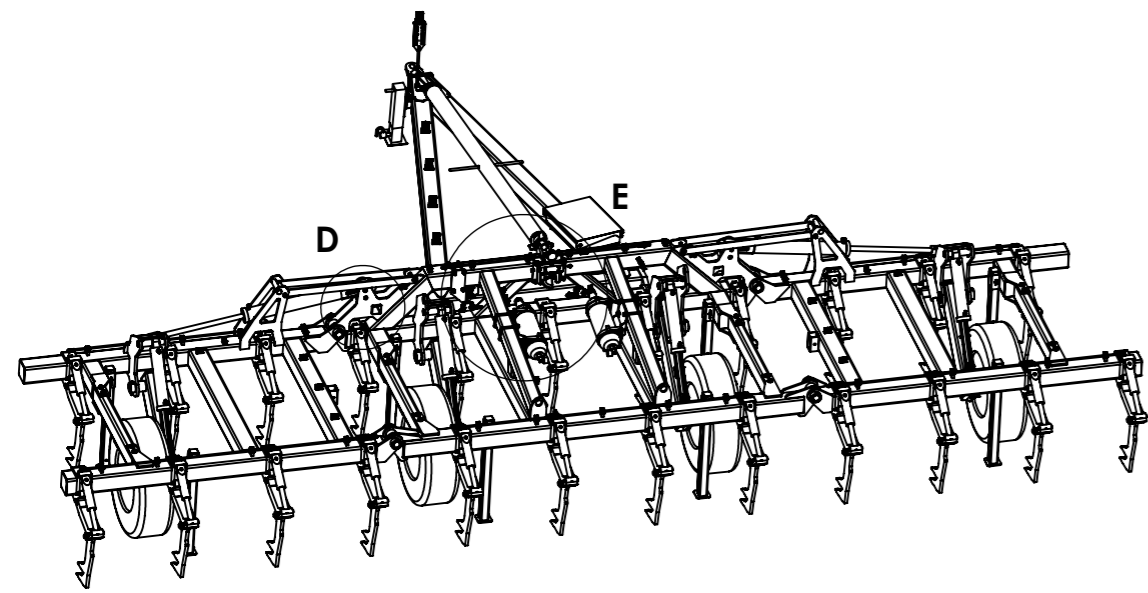




AGROWFLOW
COPYRIGHT RESERVED
THIS DRAWING IS THE PROPERTY AGROWFLOW PTY LTD, AND IS SUBJECT TO RETURN UPON DEMAND. IT IS SUBMITTED FOR USE ONLY IN CONNECTION WITH PROPOSALS OR CONTRACTS OF THIS ORGANISATION UPON THE EXPRESS CONDITION THAT IT IS NOT TO BE USED DIRECTLY OR INDIRECTLY IN ANY WAY DETRIMENTAL TO THE INTERESTES OF AGROWFLOW PTY LTD.

TITLE: **AP81 PLOUGH**
29-May-17

PART NUMBER **599-1000**
SHEET: 5 OF 9 PAGE: 7



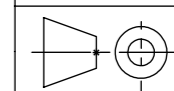
AGROWFLOW
 COPYRIGHT RESERVED
 THIS DRAWING IS THE PROPERTY AGROWFLOW PTY LTD, AND IS SUBJECT TO RETURN UPON DEMAND. IT IS SUBMITTED FOR USE ONLY IN CONNECTION WITH PROPOSALS OR CONTRACTS OF THIS ORGANISATION UPON THE EXPRESS CONDITION THAT IT IS NOT TO BE USED DIRECTLY OR INDIRECTLY IN ANY WAY DETRIMENTAL TO THE INTERESTS OF AGROWFLOW PTY LTD.

TITLE: **AP81 PLOUGH**

PART NUMBER **599-1000**

SHEET: 6 OF 9 PAGE: 8

29-May-17



1

2

3

4

5

6

A

A

B

B

C

C

D

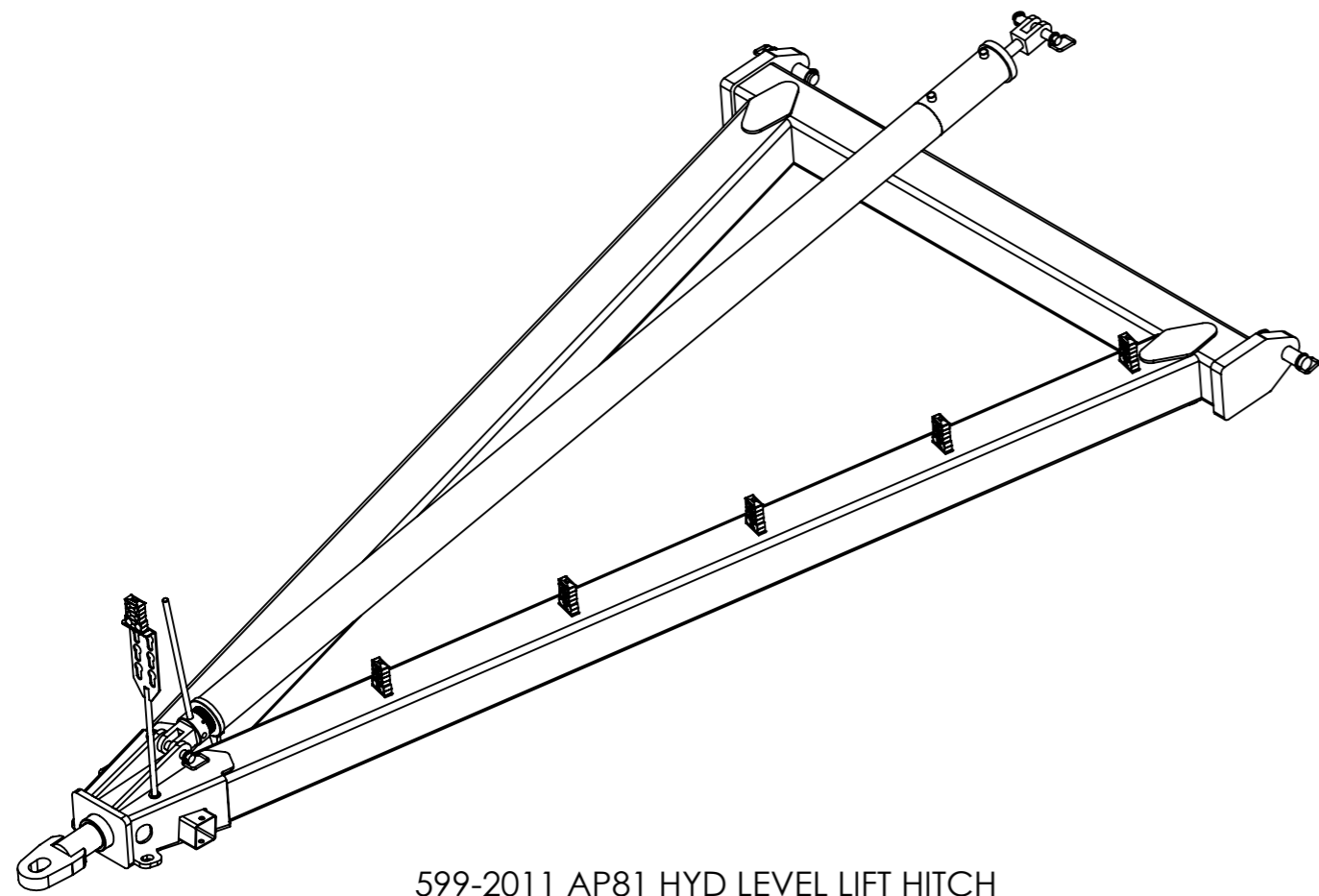
D

DETAIL E

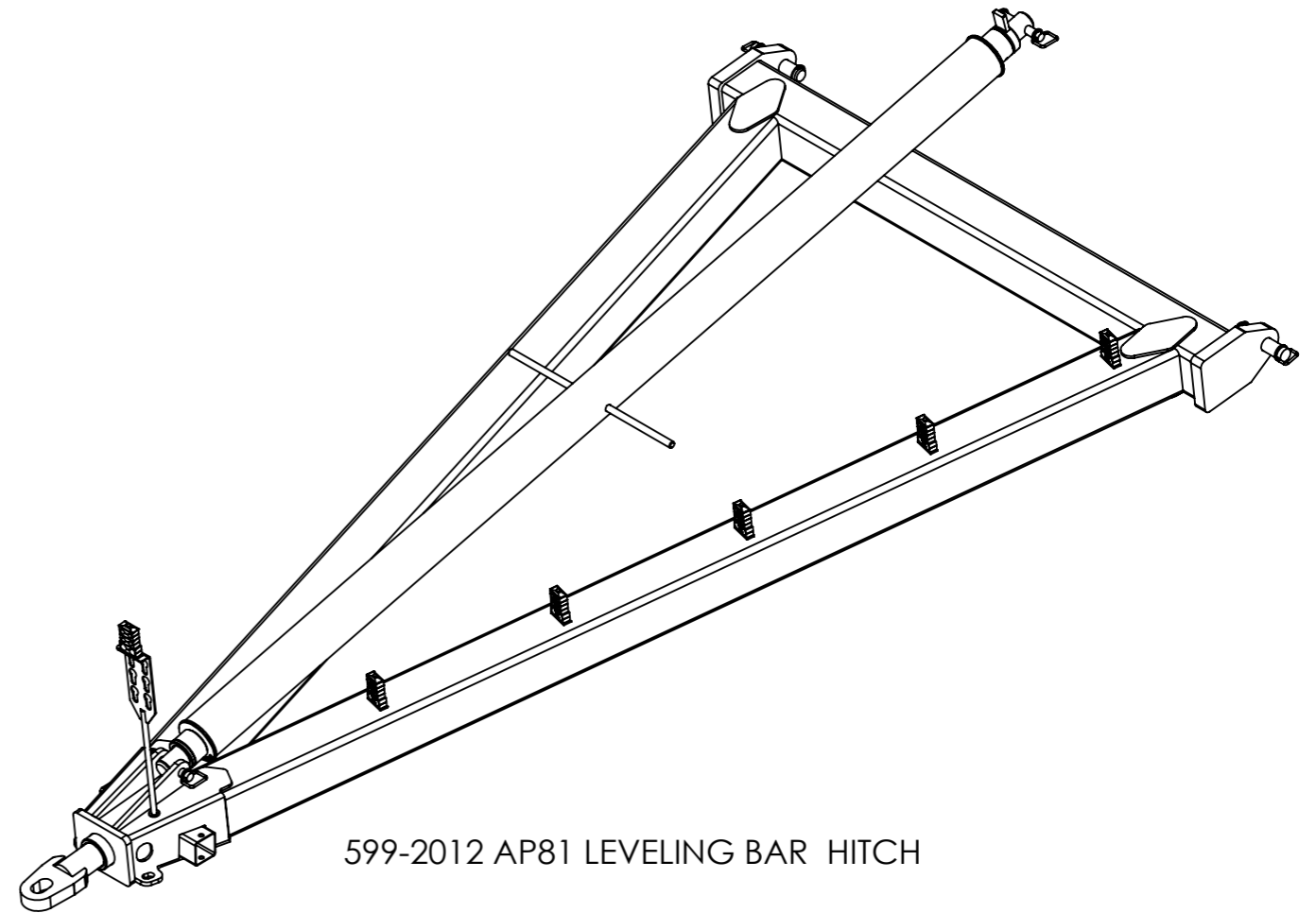
DETAIL C

DETAIL F

DETAIL D



599-2011 AP81 HYD LEVEL LIFT HITCH



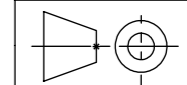
599-2012 AP81 LEVELING BAR HITCH

AP81 PLOUGH TRAILING OPTIONS

AGROWFLOW
 COPYRIGHT RESERVED
 THIS DRAWING IS THE PROPERTY AGROWFLOW PTY LTD, AND IS SUBJECT TO RETURN UPON DEMAND. IT IS SUBMITTED FOR USE ONLY IN CONNECTION WITH PROPOSALS OR CONTRACTS OF THIS ORGANISATION UPON THE EXPRESS CONDITION THAT IT IS NOT TO BE USED DIRECTLY OR INDIRECTLY IN ANY WAY DETRIMENTAL TO THE INTERESTES OF AGROWFLOW PTY LTD.

TITLE: **AP81 PLOUGH**

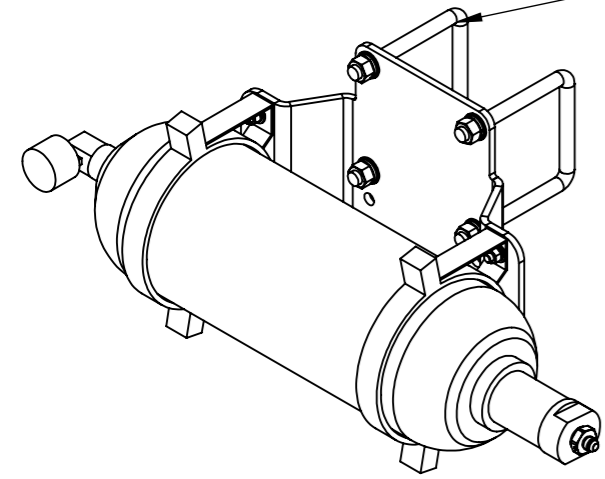
PART NUMBER
599-1000



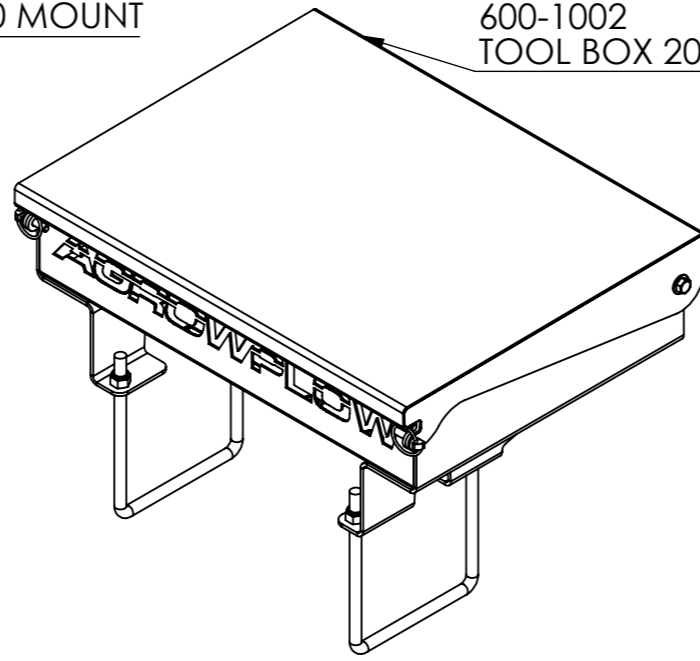
SHEET: PAGE:
 7 OF 9 9

29-May-17

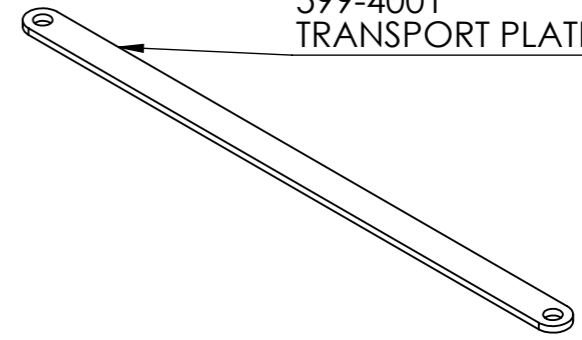
154-1515
20L ACCUMULATOR KIT 150x150 MOUNT



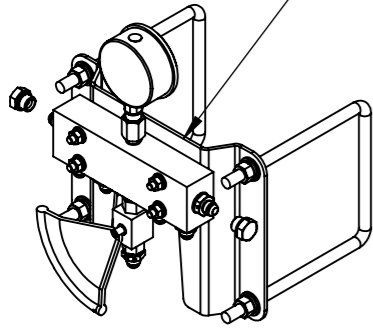
600-1002
TOOL BOX 200x200



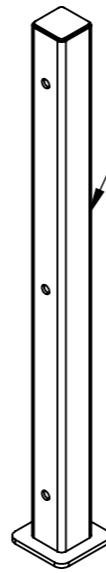
599-4001
TRANSPORT PLATES



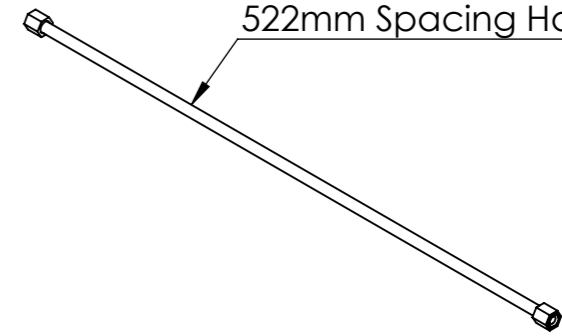
603-2042
HYD MANIFOLD ASSEMBLY



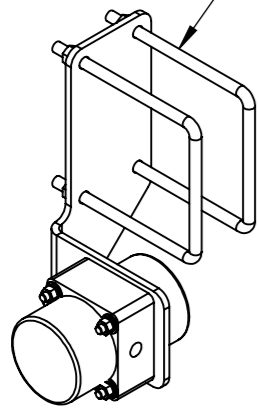
603-3048
TRANSPORT STANDS



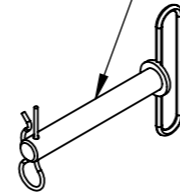
580-4087
522mm Spacing Hardline



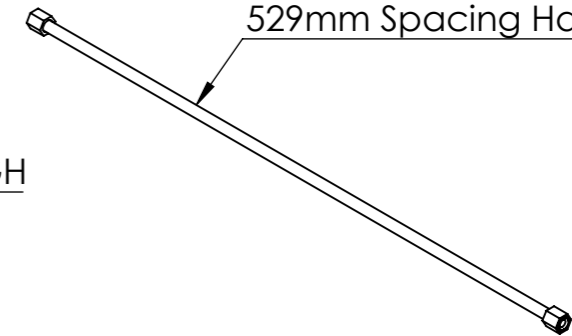
603-2043
ROTARY FLOW DIVIDER ASSEMBLY



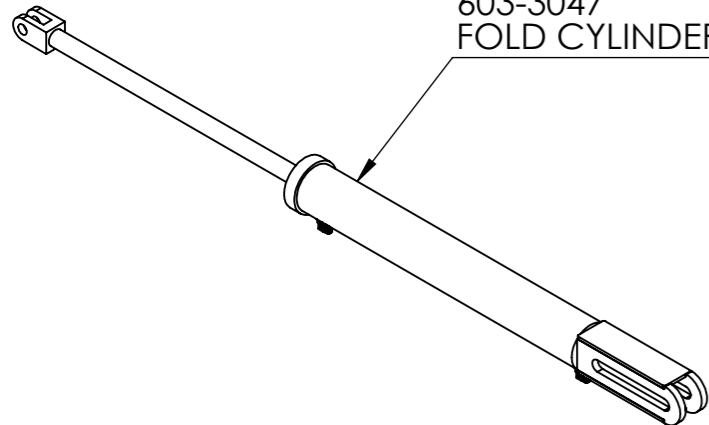
603-2044
DRAWBAR PIN



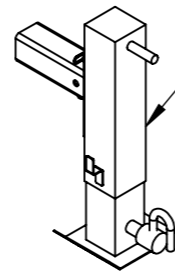
580-4088
529mm Spacing Hardline



603-3047
FOLD CYLINDER WELDED ASSEMBLY



603-3049
JACKSTAND ASSEMBLY HD PLOUGH



AGROWFLOW

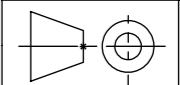
COPYRIGHT RESERVED
THIS DRAWING IS THE PROPERTY AGROWFLOW PTY LTD, AND IS SUBJECT TO RETURN UPON DEMAND. IT IS SUBMITTED FOR USE ONLY IN CONNECTION WITH PROPOSALS OR CONTRACTS OF THIS ORGANISATION UPON THE EXPRESS CONDITION THAT IT IS NOT TO BE USED DIRECTLY OR INDIRECTLY IN ANY WAY DETRIMENTAL TO THE INTERESTES OF AGROWFLOW PTY LTD.

TITLE:

AP81 PLOUGH

PART NUMBER

599-1000

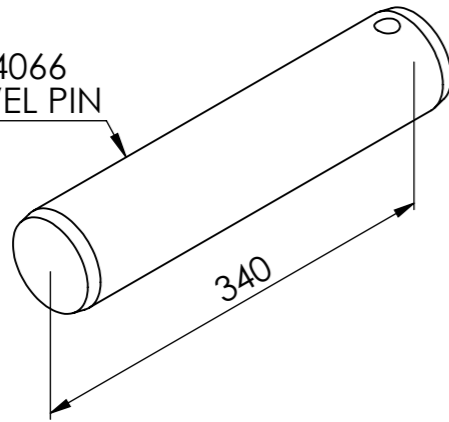


SHEET: PAGE:

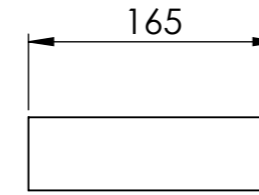
8 OF 9 10

29-May-17

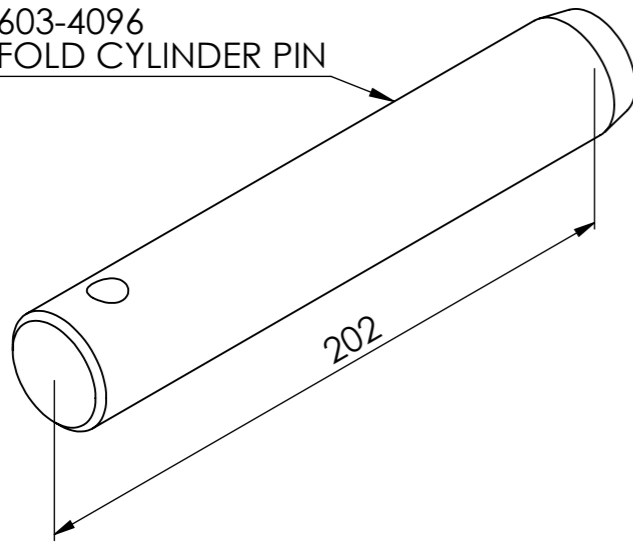
599-4066
SWIVEL PIN



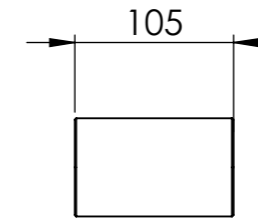
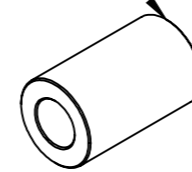
603-4206
TRANSPORT PLATES SPACER



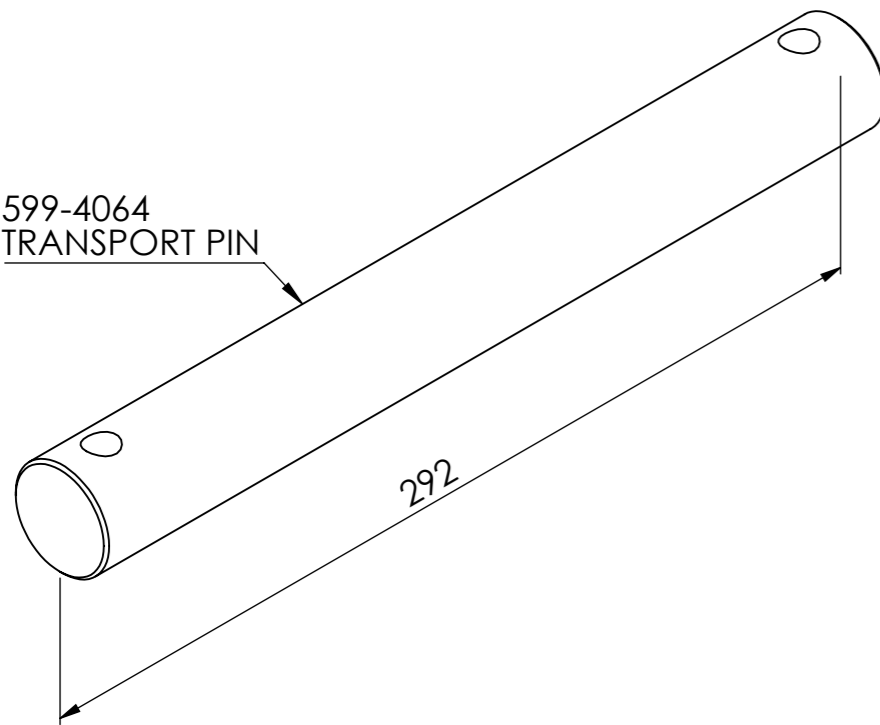
603-4096
FOLD CYLINDER PIN



603-4097
FOLD CYLINDER ROLLER



599-4064
TRANSPORT PIN



AGROWFLOW

COPYRIGHT RESERVED
THIS DRAWING IS THE PROPERTY AGROWFLOW PTY LTD, AND IS SUBJECT TO RETURN
UPON DEMAND. IT IS SUBMITTED FOR USE ONLY IN CONNECTION WITH PROPOSALS OR
CONTRACTS OF THIS ORGANISATION UPON THE EXPRESS CONDITION THAT IT IS NOT TO
BE USED DIRECTLY OR INDIRECTLY IN ANY WAY DETRIMENTAL TO THE INTERESTES OF
AGROWFLOW PTY LTD.

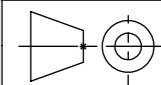
TITLE:

AP81 PLOUGH

PART NUMBER

599-1000

29-May-17



SHEET: PAGE:

9 OF 9 11

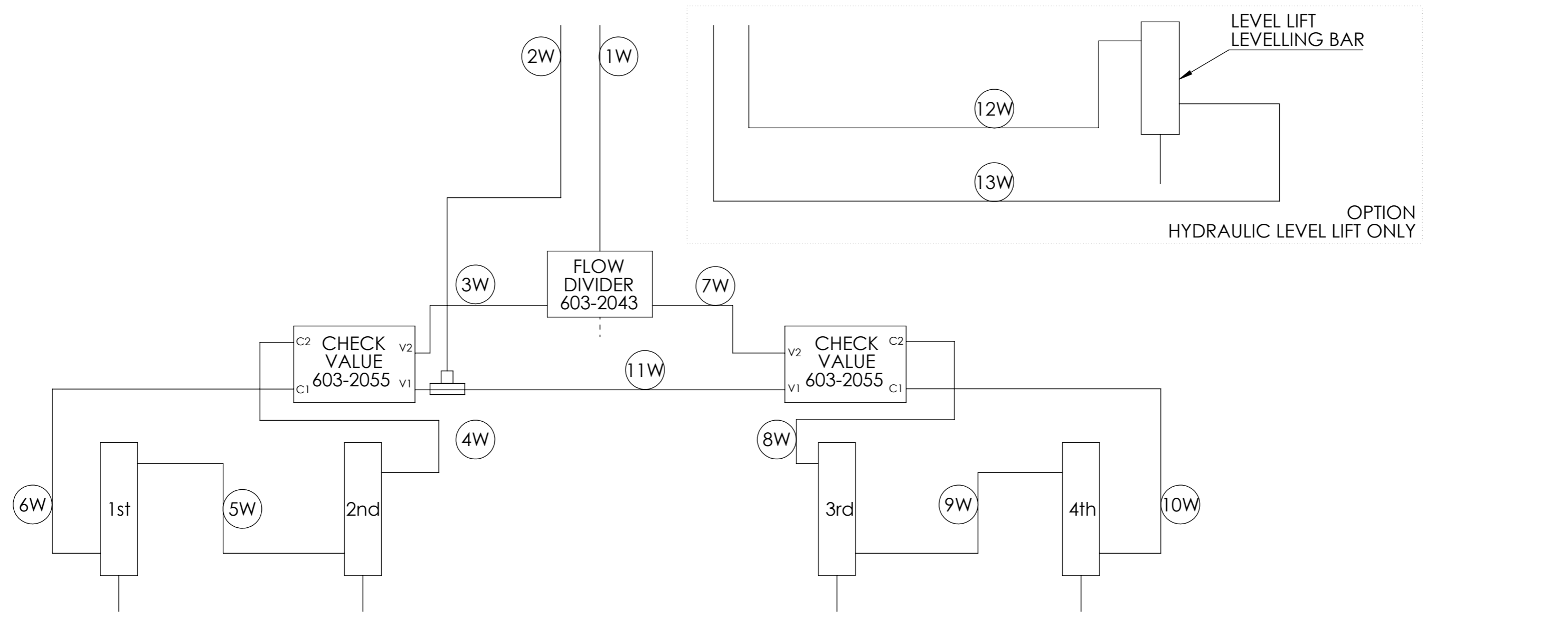
HYDRAULIC WHEEL HOSES

AP81, 23x522 12m
 AP81, 19x529 10m
 AP81, 17x529 9m

HYD LEVEL LIFT HITCH OPTION

ITEM NO	FROM	TO	HOSE	CONNECTOR	23S / LENGTH	17S & 19S / LENGTH
1W	TRACTOR	FLOW DIVIDER	3/4"	1 1/16" JIC FEMALE	6850	6850
2W	TRACTOR	LEFT CHECK VALVE C1 TEE	3/4"	1 1/16" JIC FEMALE	7050	7050
3W	FLOW DIVIDER	LEFT CHECK VALVE V2	1/2"	3/4" JIC FEMALE	880	880
4W	LEFT CHECK VALVE C2	2ND CYLINDER TOP	1/2"	3/4" JIC FEMALE	1270	1270
5W	2ND CYLINDER BOTTOM	1ST CYLINDER TOP	1/2"	3/4" JIC FEMALE	5310	4030
6W	1ST CYLINDER BOTTOM	LEFT CHECK VALVE V1	1/2"	3/4" JIC FEMALE	4780	3950
7W	FLOW DIVIDER	RIGHT CHECK VALVE V2	1/2"	3/4" JIC FEMALE	950	950
8W	RIGHT CHECK VALVE C2	3rd CYLINDER TOP	1/2"	3/4" JIC FEMALE	1400	1400
9W	3RD CYLINDER BOTTOM	4TH CYLINDER TOP	1/2"	3/4" JIC FEMALE	5110	4110
10W	4TH CYLINDER BOTTOM	RIGHT CHECK VALVE C1	1/2"	3/4" JIC FEMALE	5300	4300
11W	LEFT CHECK VALVE C1	RIGHT CHECK VALVE V1	1/2"	3/4" JIC FEMALE	930	930
12W	TRACTOR	LEVEL LIFT CYLINDER TOP	1/2"	3/4" JIC FEMALE	9470	9470
13W	LEVEL LIFT CYLINDER BOTTOM	TRACTOR	1/2"	3/4" JIC FEMALE	9150	9150

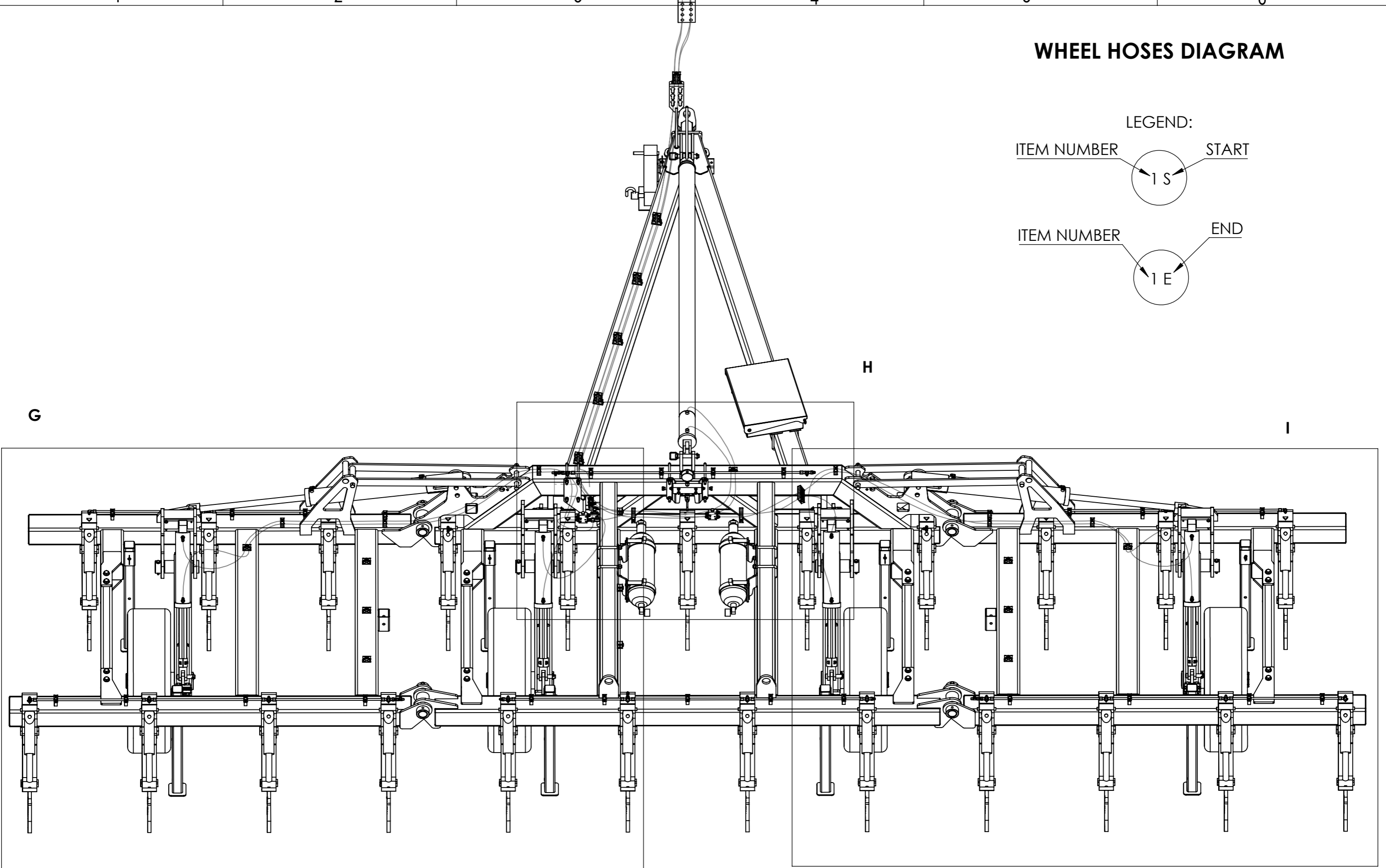
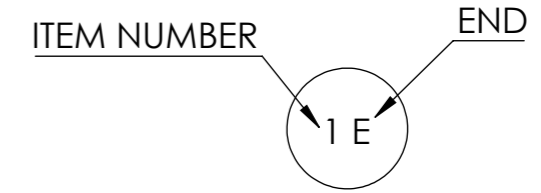
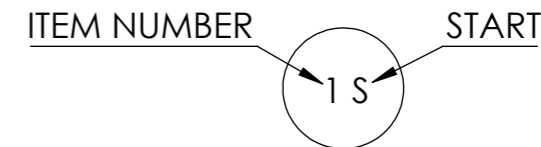
TRACTOR



AGROWFLOW COPYRIGHT RESERVED THIS DRAWING IS THE PROPERTY AGROWFLOW PTY LTD, AND IS SUBJECT TO RETURN UPON DEMAND. IT IS SUBMITTED FOR USE ONLY IN CONNECTION WITH PROPOSALS OR CONTRACTS OF THIS ORGANISATION UPON THE EXPRESS CONDITION THAT IT IS NOT TO BE USED DIRECTLY OR INDIRECTLY IN ANY WAY DETRIMENTAL TO THE INTERESTES OF AGROWFLOW PTY LTD.	TITLE: AP81 PLOUGH	PART NUMBER 599-1100
	5/04/2023	SHEET: PAGE: 1 OF 10 12

WHEEL HOSES DIAGRAM

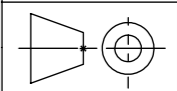
LEGEND:

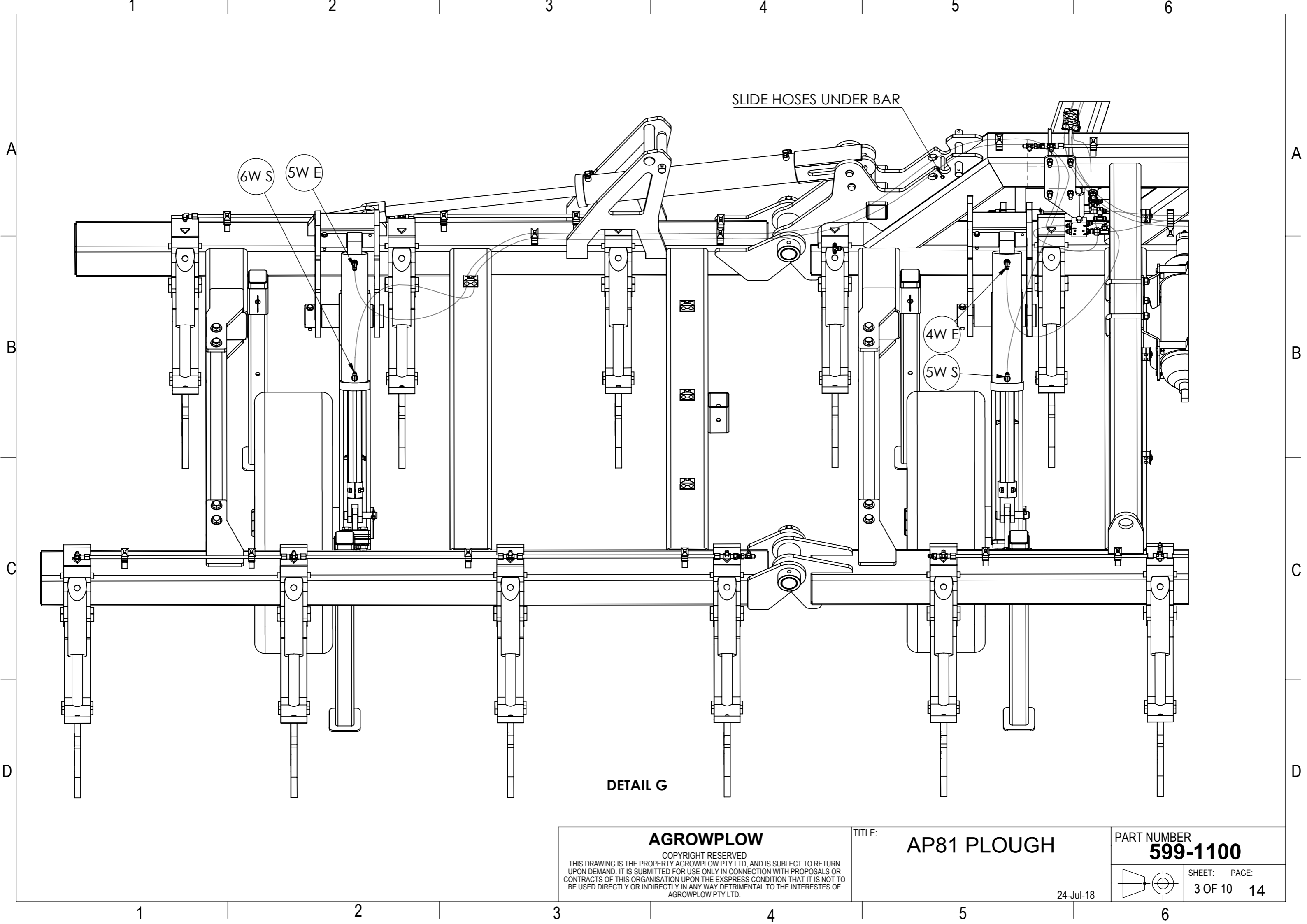


AGROWFLOW
 COPYRIGHT RESERVED
 THIS DRAWING IS THE PROPERTY AGROWFLOW PTY LTD, AND IS SUBJECT TO RETURN UPON DEMAND. IT IS SUBMITTED FOR USE ONLY IN CONNECTION WITH PROPOSALS OR CONTRACTS OF THIS ORGANISATION UPON THE EXPRESS CONDITION THAT IT IS NOT TO BE USED DIRECTLY OR INDIRECTLY IN ANY WAY DETRIMENTAL TO THE INTERESTES OF AGROWFLOW PTY LTD.

TITLE: **AP81 PLOUGH**

PART NUMBER
599-1100
 SHEET: PAGE:
 2 OF 10 13
 24-Jul-18





SLIDE HOSES UNDER BAR

6W S

5W E

4W E

5W S

DETAIL G

AGROWFLOW

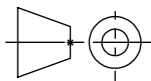
COPYRIGHT RESERVED
THIS DRAWING IS THE PROPERTY AGROWFLOW PTY LTD, AND IS SUBJECT TO RETURN UPON DEMAND. IT IS SUBMITTED FOR USE ONLY IN CONNECTION WITH PROPOSALS OR CONTRACTS OF THIS ORGANISATION UPON THE EXPRESS CONDITION THAT IT IS NOT TO BE USED DIRECTLY OR INDIRECTLY IN ANY WAY DETRIMENTAL TO THE INTERESTES OF AGROWFLOW PTY LTD.

TITLE:

AP81 PLOUGH

PART NUMBER

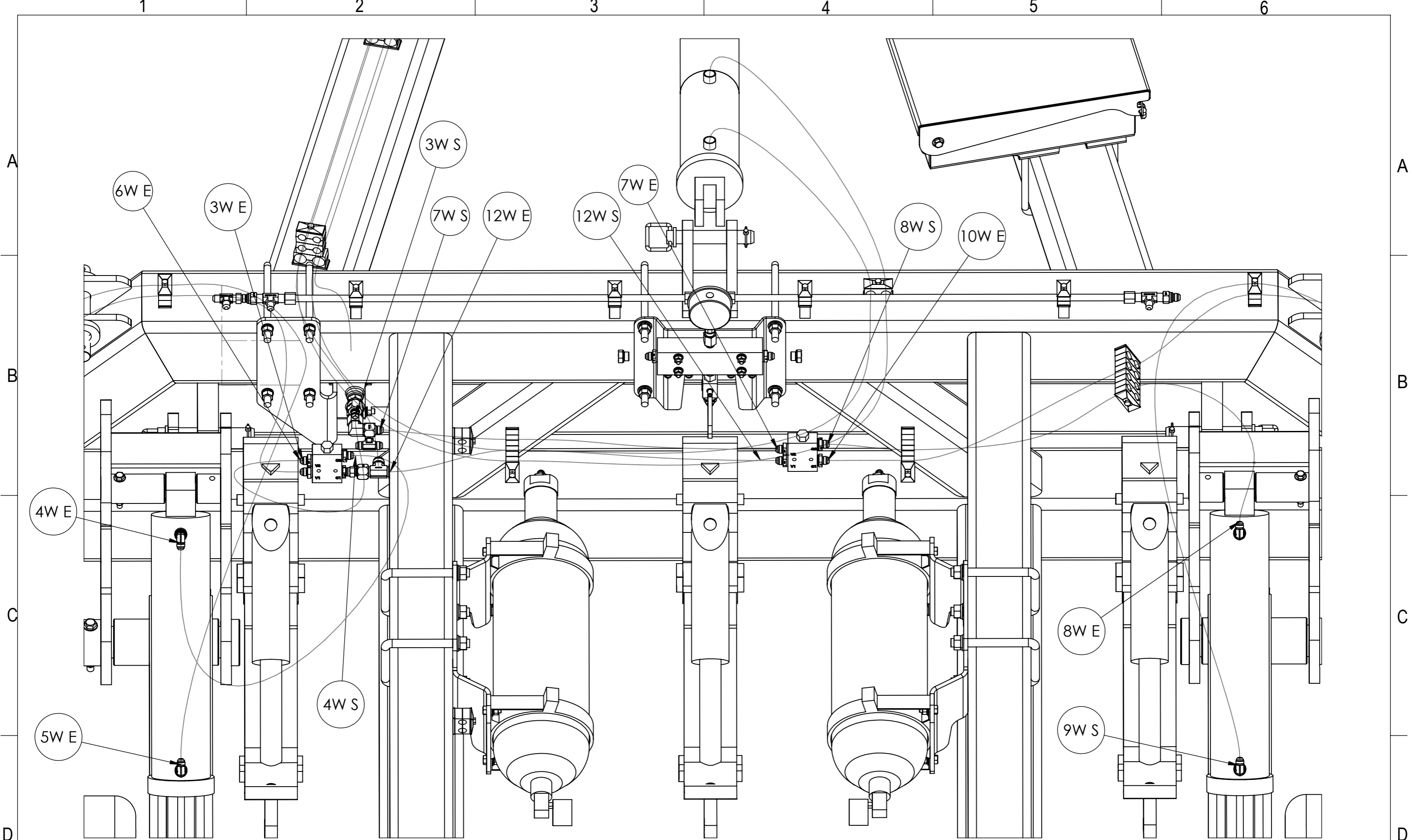
599-1100



SHEET: PAGE:

3 OF 10 14

24-Jul-18

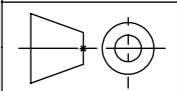


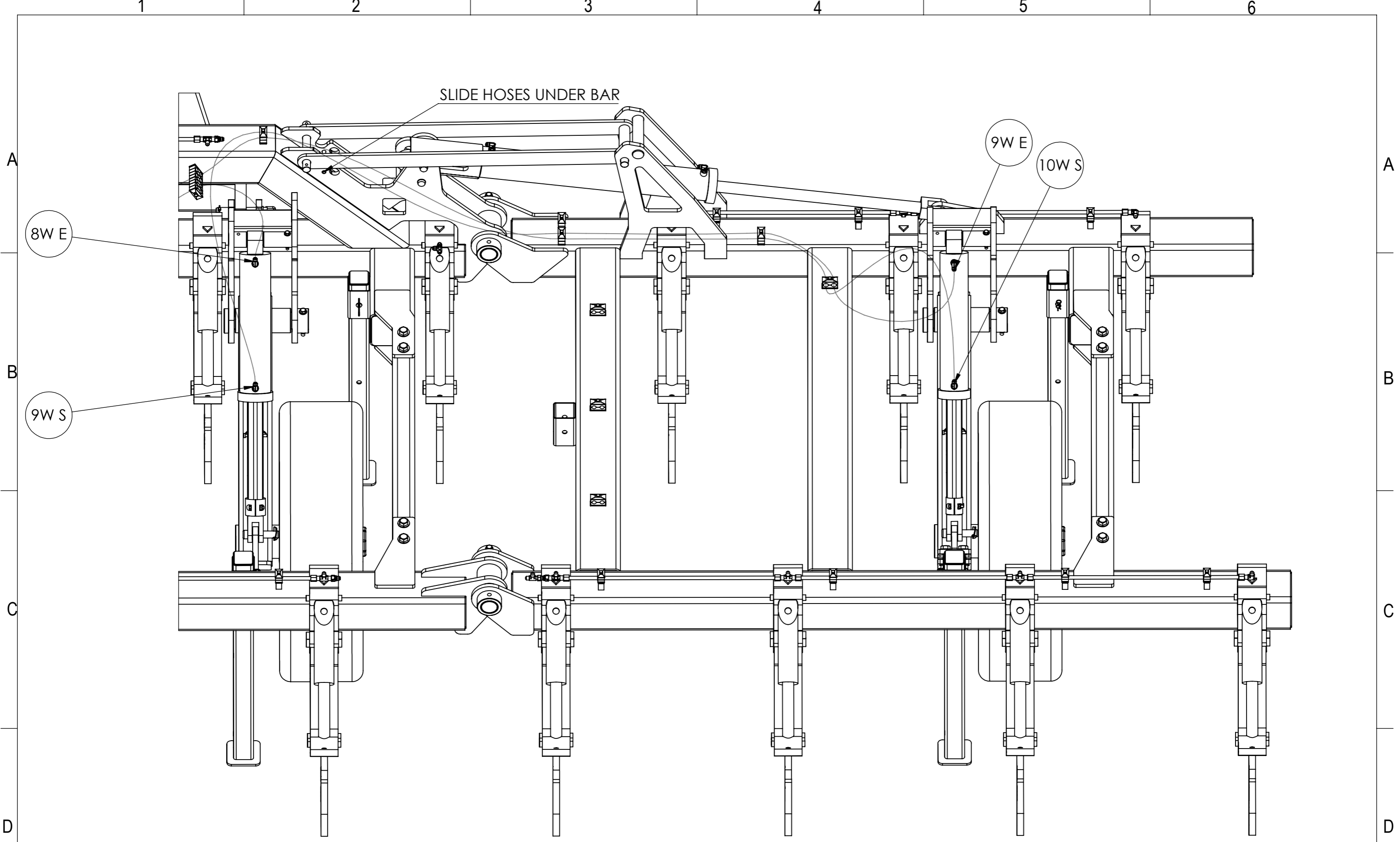
DETAIL H

AGROWFLOW
 COPYRIGHT RESERVED
 THIS DRAWING IS THE PROPERTY AGROWFLOW PTY LTD, AND IS SUBJECT TO RETURN UPON DEMAND. IT IS SUBMITTED FOR USE ONLY IN CONNECTION WITH PROPOSALS OR CONTRACTS OF THIS ORGANISATION UPON THE EXPRESS CONDITION THAT IT IS NOT TO BE USED DIRECTLY OR INDIRECTLY IN ANY WAY DETRIMENTAL TO THE INTERESTES OF AGROWFLOW PTY LTD.

TITLE: **AP81 PLOUGH**
 24-Jul-18

PART NUMBER **599-1100**
 SHEET: PAGE: 4 OF 10 15





DETAIL I

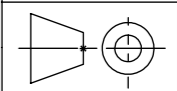
AGROWFLOW
 COPYRIGHT RESERVED
 THIS DRAWING IS THE PROPERTY AGROWFLOW PTY LTD, AND IS SUBJECT TO RETURN UPON DEMAND. IT IS SUBMITTED FOR USE ONLY IN CONNECTION WITH PROPOSALS OR CONTRACTS OF THIS ORGANISATION UPON THE EXPRESS CONDITION THAT IT IS NOT TO BE USED DIRECTLY OR INDIRECTLY IN ANY WAY DETRIMENTAL TO THE INTERESTES OF AGROWFLOW PTY LTD.

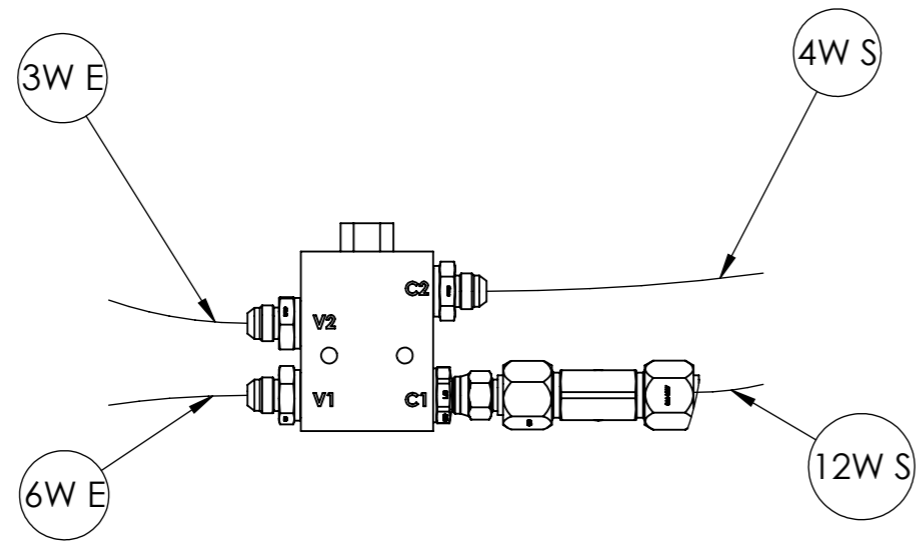
TITLE: **AP81 PLOUGH**

PART NUMBER
599-1100

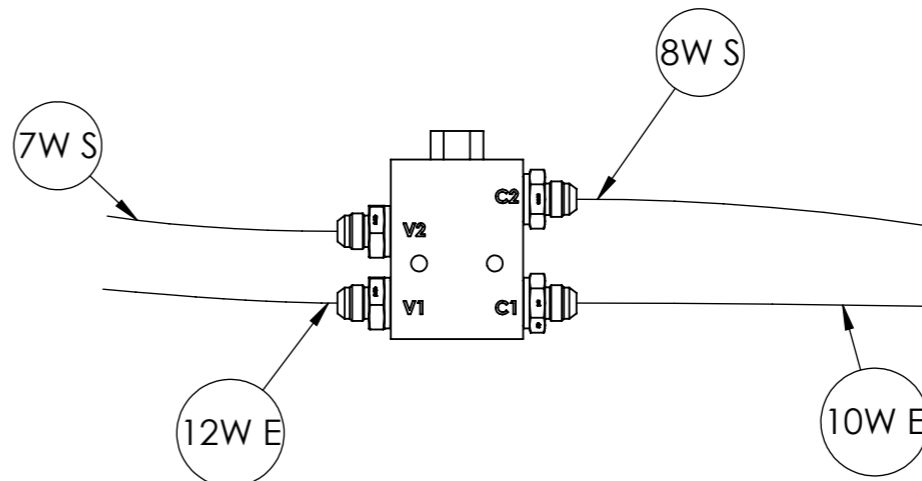
SHEET: PAGE:
 5 OF 10 16

24-Jul-18

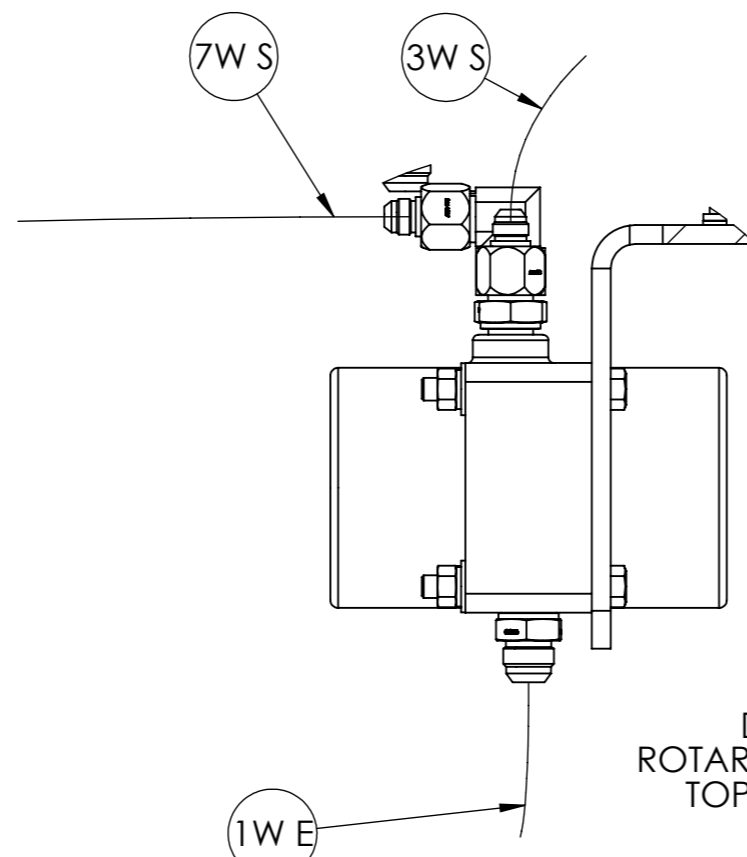




DETAIL AI
LEFT CHECK VALVE
AS VIEWED FROM REAR OF PLOUGH



DETAIL AJ
RIGHT CHECK VALVE
AS VIEWED FROM REAR OF PLOUGH



DETAIL AM
ROTARY FLOW DIVIDER
TOP DOWN VIEW

FRONT HITCH

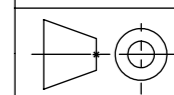
AGROWFLOW
COPYRIGHT RESERVED
 THIS DRAWING IS THE PROPERTY AGROWFLOW PTY LTD, AND IS SUBJECT TO RETURN UPON DEMAND. IT IS SUBMITTED FOR USE ONLY IN CONNECTION WITH PROPOSALS OR CONTRACTS OF THIS ORGANISATION UPON THE EXPRESS CONDITION THAT IT IS NOT TO BE USED DIRECTLY OR INDIRECTLY IN ANY WAY DETRIMENTAL TO THE INTERESTES OF AGROWFLOW PTY LTD.

TITLE: **AP81 PLOUGH**

PART NUMBER
599-1100

SHEET: PAGE:
6 OF 10 17

24-Jul-18



A

A

B

B

C

C

D

D

1

2

3

4

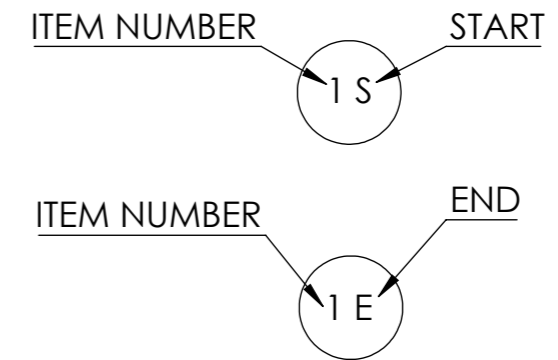
5

6

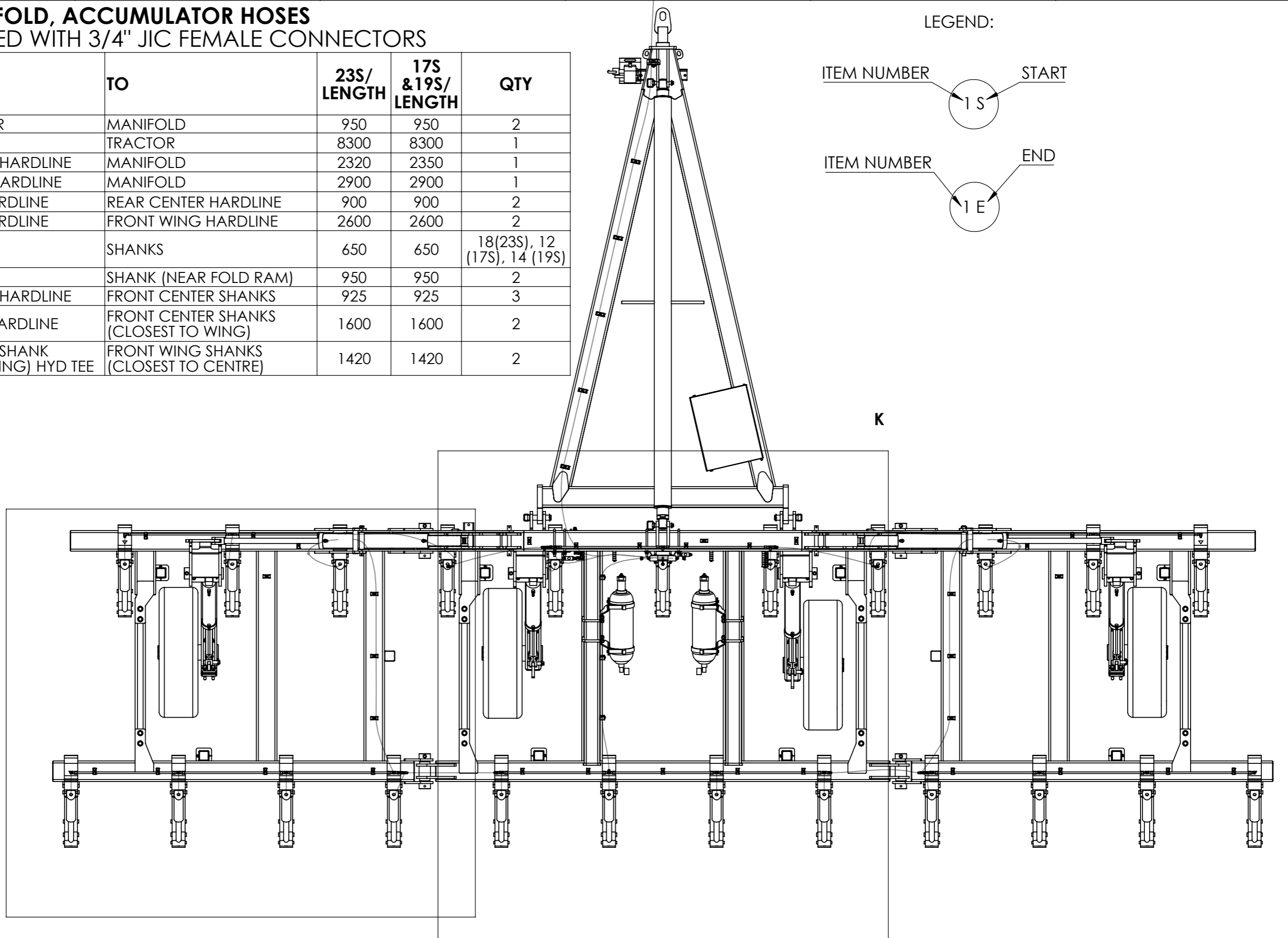
SHANK, MANIFOLD, ACCUMULATOR HOSES

3/8" HOSE FITTED WITH 3/4" JIC FEMALE CONNECTORS

LEGEND:



ITEM NO.	FROM	TO	23S/ LENGTH	17S & 19S/ LENGTH	QTY
1H	ACCUMULATOR	MANIFOLD	950	950	2
2H	MANIFOLD	TRACTOR	8300	8300	1
3H	FRONT CENTER HARDLINE	MANIFOLD	2320	2350	1
4H	REAR CENTER HARDLINE	MANIFOLD	2900	2900	1
5H	REAR WING HARDLINE	REAR CENTER HARDLINE	900	900	2
6H	REAR WING HARDLINE	FRONT WING HARDLINE	2600	2600	2
7H	HARDLINE	SHANKS	650	650	18(23S), 12 (17S), 14 (19S)
8H	HARDLINE	SHANK (NEAR FOLD RAM)	950	950	2
9H	FRONT CENTER HARDLINE	FRONT CENTER SHANKS	925	925	3
10H	FRONT WING HARDLINE	FRONT CENTER SHANKS (CLOSEST TO WING)	1600	1600	2
11H	FRONT CENTER SHANK (CLOSEST TO WING) HYD TEE	FRONT WING SHANKS (CLOSEST TO CENTRE)	1420	1420	2



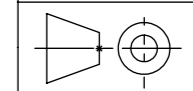
AGROWFLOW

COPYRIGHT RESERVED
THIS DRAWING IS THE PROPERTY AGROWFLOW PTY LTD, AND IS SUBJECT TO RETURN UPON DEMAND. IT IS SUBMITTED FOR USE ONLY IN CONNECTION WITH PROPOSALS OR CONTRACTS OF THIS ORGANISATION UPON THE EXPRESS CONDITION THAT IT IS NOT TO BE USED DIRECTLY OR INDIRECTLY IN ANY WAY DETRIMENTAL TO THE INTERESTS OF AGROWFLOW PTY LTD.

TITLE:

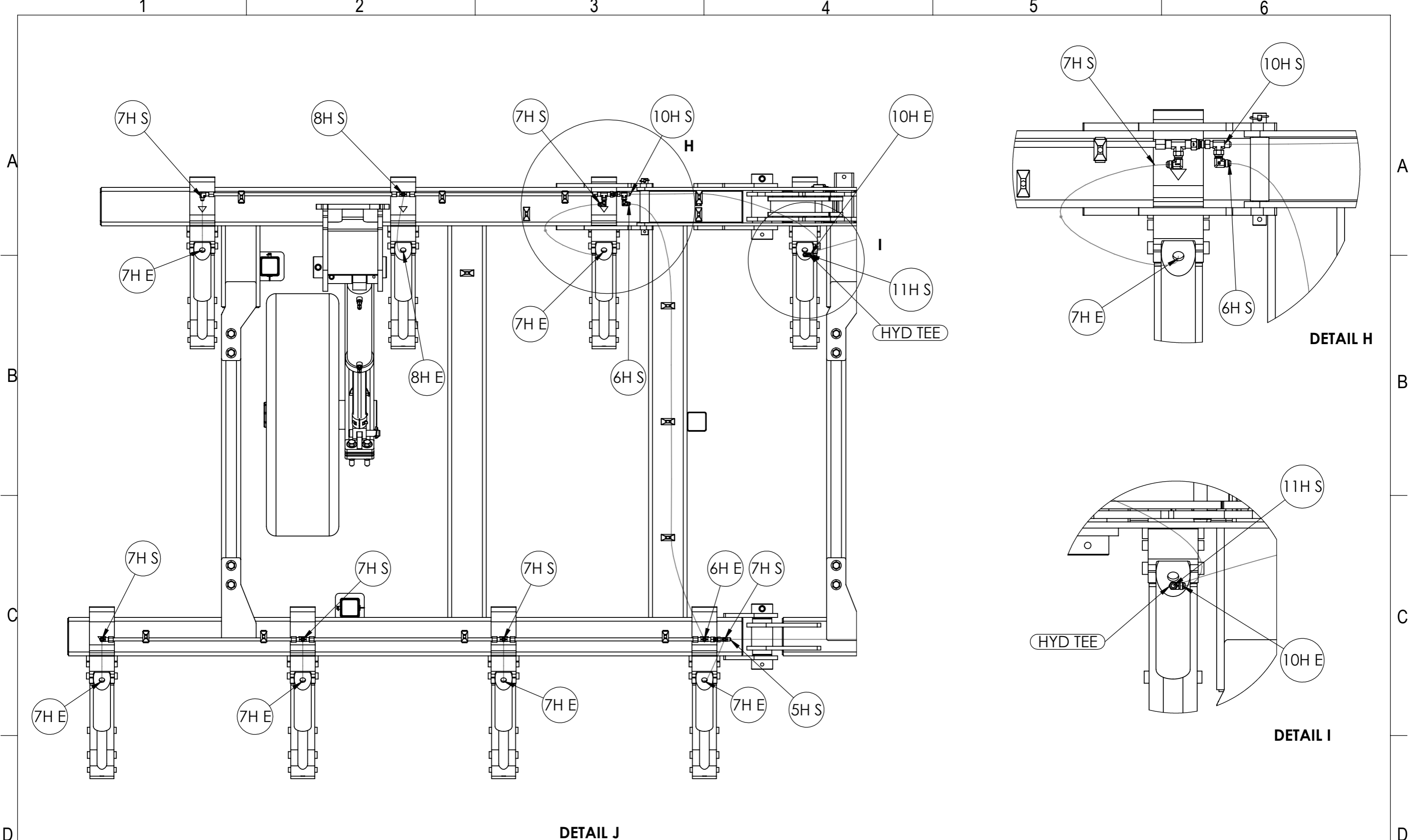
AP81 PLOUGH

PART NUMBER
599-1100



SHEET: PAGE:
7 OF 10 18

24-Jul-18

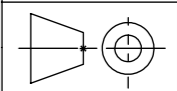


SOME COMPONENTS ARE HIDDEN FOR CLARITY

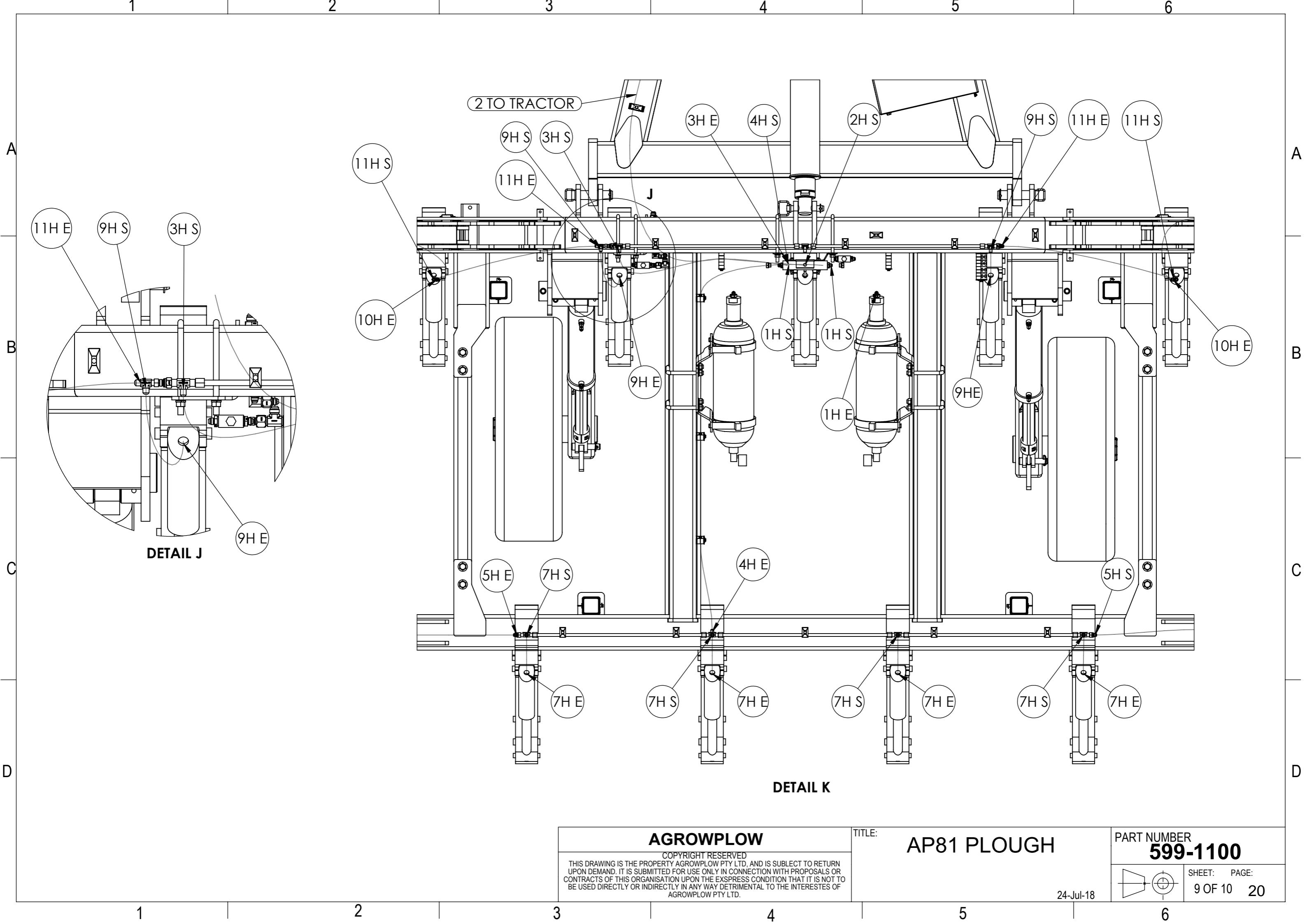
AGROWFLOW
 COPYRIGHT RESERVED
 THIS DRAWING IS THE PROPERTY AGROWFLOW PTY LTD, AND IS SUBJECT TO RETURN UPON DEMAND. IT IS SUBMITTED FOR USE ONLY IN CONNECTION WITH PROPOSALS OR CONTRACTS OF THIS ORGANISATION UPON THE EXPRESS CONDITION THAT IT IS NOT TO BE USED DIRECTLY OR INDIRECTLY IN ANY WAY DETRIMENTAL TO THE INTERESTS OF AGROWFLOW PTY LTD.

TITLE: **AP81 PLOUGH**
 24-Jul-18

PART NUMBER **599-1100**
 SHEET: PAGE: **8 OF 10 19**



24-Jul-18



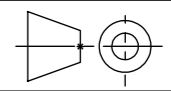
DETAIL J

DETAIL K

AGROWFLOW
 COPYRIGHT RESERVED
 THIS DRAWING IS THE PROPERTY AGROWFLOW PTY LTD, AND IS SUBJECT TO RETURN UPON DEMAND. IT IS SUBMITTED FOR USE ONLY IN CONNECTION WITH PROPOSALS OR CONTRACTS OF THIS ORGANISATION UPON THE EXPRESS CONDITION THAT IT IS NOT TO BE USED DIRECTLY OR INDIRECTLY IN ANY WAY DETRIMENTAL TO THE INTERESTS OF AGROWFLOW PTY LTD.

TITLE: **AP81 PLOUGH**

PART NUMBER **599-1100**



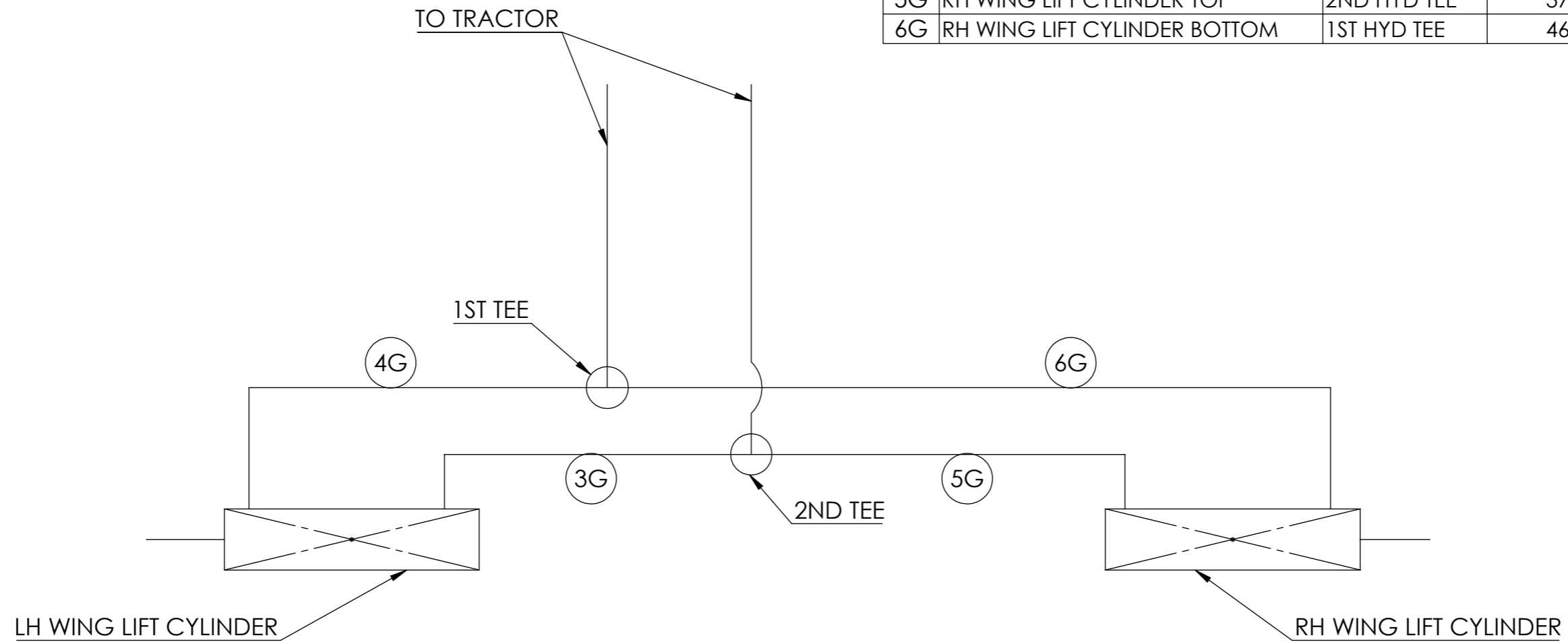
SHEET: PAGE:
 9 OF 10 20

24-Jul-18

WINGS HOSES

3/8" HOSES FITTED WITH 3/4" JIC FEMALE CONNECTORS

ITEM NO	FROM	TO	23S/LENGTH	17S & 19S/LENGTH
1G	TRACTOR	1ST HYD TEE	7010	7010
2G	TRACTOR	2ND HYD TEE	7010	7010
3G	LH WING LIFT CYLINDER TOP	2ND HYD TEE	2160	2260
4G	LH WING LIFT CYLINDER BOTTOM	1ST HYD TEE	3160	3260
5G	RH WING LIFT CYLINDER TOP	2ND HYD TEE	3710	3810
6G	RH WING LIFT CYLINDER BOTTOM	1ST HYD TEE	4600	4700



AGROWFLOW	TITLE: AP81 PLOUGH	PART NUMBER 599-1100	
<small>COPYRIGHT RESERVED THIS DRAWING IS THE PROPERTY AGROWFLOW PTY LTD, AND IS SUBJECT TO RETURN UPON DEMAND. IT IS SUBMITTED FOR USE ONLY IN CONNECTION WITH PROPOSALS OR CONTRACTS OF THIS ORGANISATION UPON THE EXPRESS CONDITION THAT IT IS NOT TO BE USED DIRECTLY OR INDIRECTLY IN ANY WAY DETRIMENTAL TO THE INTERESTES OF AGROWFLOW PTY LTD.</small>			SHEET: 10 OF 10
		24-Jul-18	

599-2027
AP81 9m/10m HARDLINE WING RH/LH FRONT ASSEMBLY

TO SHANK

TO CENTER SHANK CLOSEST TO WING
TO REAR HARDLINE

599-2026
AP81 17S 9m HARDLINE WING RH/LH BACK ASSEMBLY

TO SHANK

TO FRONT HARDLINE

TO SHANK

599-2028
AP81 9m/10m HARDLINE CENTER FRONT ASSEMBLY

TO SHANK

TO MANIFOLD

TO SHANK

599-2029
AP81 19S 10m HARDLINE WING RH/LH BACK ASSEMBLY

TO SHANK

TO FRONT HARDLINE

TO SHANK

599-2025
AP81 9m/10m HARDLINE CENTER REAR ASSEMBLY

TO SHANK

TO MANIFOLD

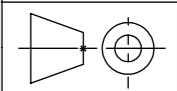
TO SHANK

TO SHANK

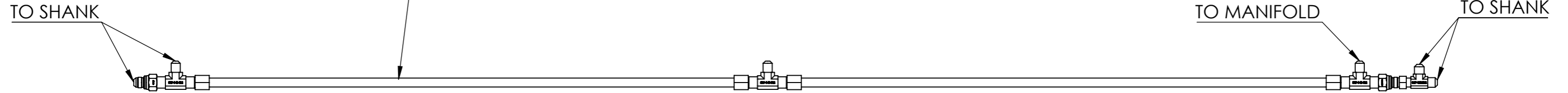
AGROWFLOW
COPYRIGHT RESERVED
THIS DRAWING IS THE PROPERTY AGROWFLOW PTY LTD, AND IS SUBJECT TO RETURN UPON DEMAND. IT IS SUBMITTED FOR USE ONLY IN CONNECTION WITH PROPOSALS OR CONTRACTS OF THIS ORGANISATION UPON THE EXPRESS CONDITION THAT IT IS NOT TO BE USED DIRECTLY OR INDIRECTLY IN ANY WAY DETRIMENTAL TO THE INTERESTES OF AGROWFLOW PTY LTD.

TITLE:
**17x529 9m & 19x529 10m
HARDLINES**
29-May-17

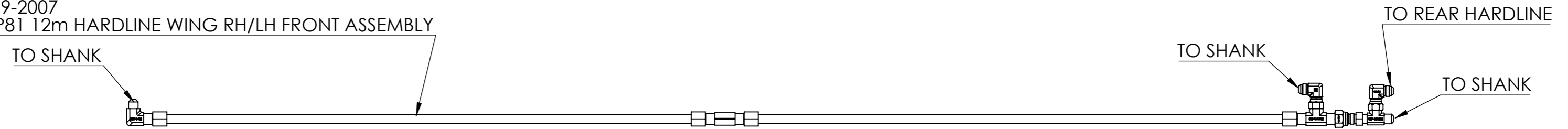
PART NUMBER
599-1101
SHEET: PAGE:
1 OF 2 22




599-2009
AP81 12m HARDLINE CENTER FRONT ASSEMBLY



599-2007
AP81 12m HARDLINE WING RH/LH FRONT ASSEMBLY



599-2005
AP81 12m HARDLINE WING RH/LH REAR ASSEMBLY

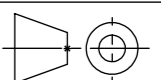


599-2004
AP81 12m HARDLINE CENTER REAR ASSEMBLY



AGROWFLOW
 COPYRIGHT RESERVED
 THIS DRAWING IS THE PROPERTY AGROWFLOW PTY LTD, AND IS SUBJECT TO RETURN UPON DEMAND. IT IS SUBMITTED FOR USE ONLY IN CONNECTION WITH PROPOSALS OR CONTRACTS OF THIS ORGANISATION UPON THE EXPRESS CONDITION THAT IT IS NOT TO BE USED DIRECTLY OR INDIRECTLY IN ANY WAY DETRIMENTAL TO THE INTERESTS OF AGROWFLOW PTY LTD.

TITLE:
**23x522 12m
 HARDLINES**
 29-May-17

PART NUMBER
599-1101

 SHEET: PAGE:
 2 OF 2 23

600-4211
DO NOT RIDE

600-4359
WARNING WING FOLD
BOTH SIDES

600-4357
WHEEL EXPLOSION
HAZZARD

600-4090
SOIL RENOVATOR

600-4350
AP81

600-4382
SPEED STICKER

600-4344
WARNING HYD FLUID

600-4342
WARNING BYSTANDERS

600-4341
WARNING CRUSHING

600-4211
DO NOT RIDE

600-4352
AGROWPLOW 1143x138

600-4091
AUSTRALIAN MADE

600-4343
WARNING
TRACTOR & MACHINERY

600-4350
AP81
BOTH SIDES

600-4352
AGROWPLOW 1143x138
BOTH SIDES

AGROWPLOW

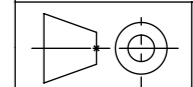
COPYRIGHT RESERVED
THIS DRAWING IS THE PROPERTY AGROWPLOW PTY LTD, AND IS SUBJECT TO RETURN
UPON DEMAND. IT IS SUBMITTED FOR USE ONLY IN CONNECTION WITH PROPOSALS OR
CONTRACTS OF THIS ORGANISATION UPON THE EXSPRESS CONDITION THAT IT IS NOT TO
BE USED DIRECTLY OR INDIRECTLY IN ANY WAY DETRIMENTAL TO THE INTERESTES OF
AGROWPLOW PTY LTD.

TITLE:

AP81, DECAL KIT

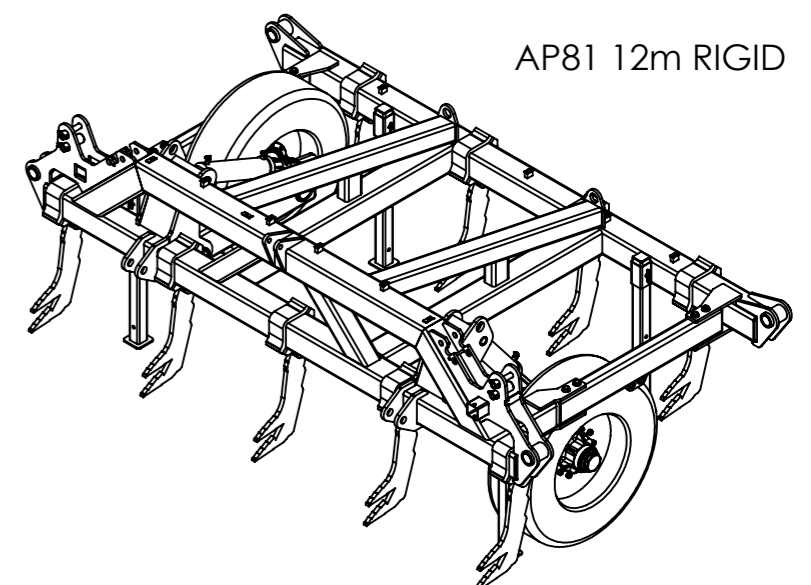
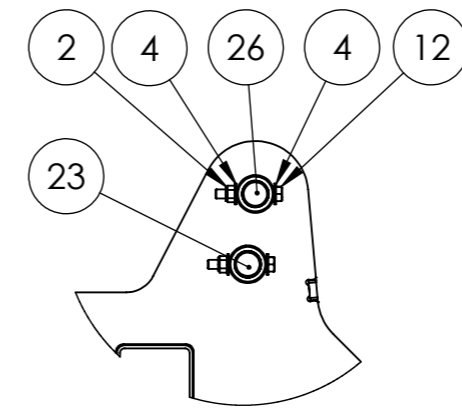
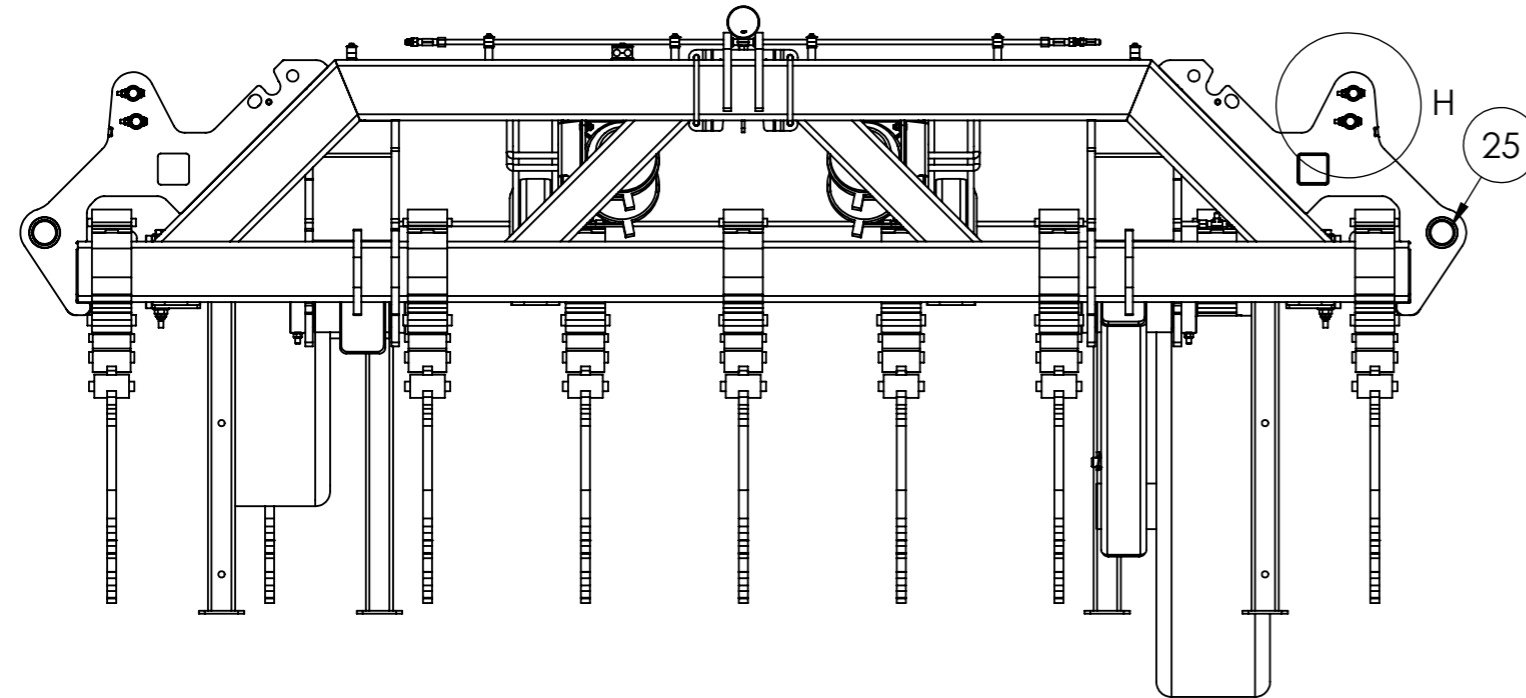
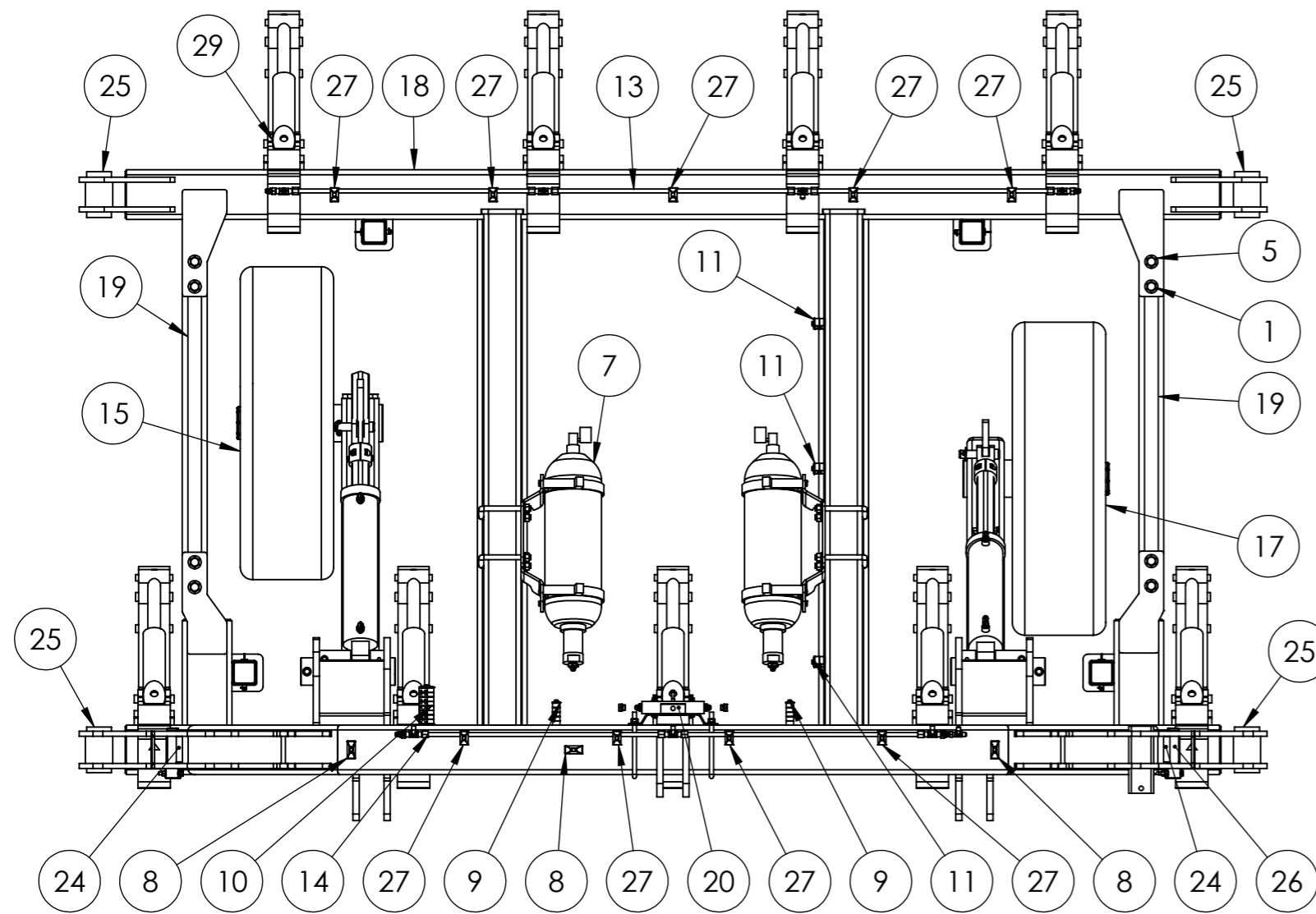
PART NUMBER

599-1200



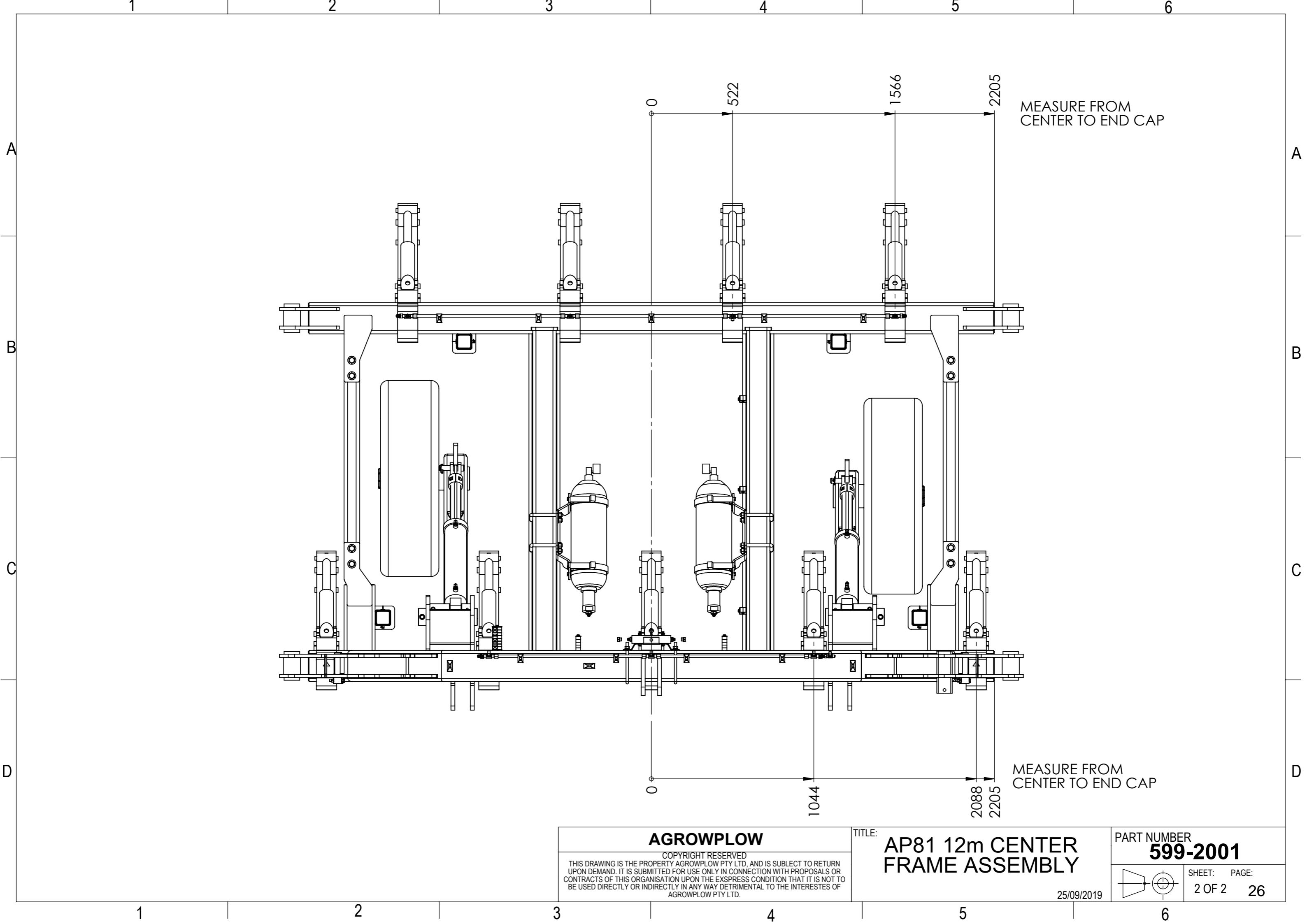
SHEET: PAGE:
1 OF 1 24

8/10/2019



ITEM NO.	PART NUMBER	DESCRIPTION	23x522 TRAILING, HYD./QTY.	
			TRAILING, HYD./QTY.	TRAILING, RIGID/QTY.
1	133-4118	M24 x 280 HEX BOLT ZINC GR8.8	8	8
2	134-4016	M12 HEX NYLOCK NUT ZINC PLATED GR 8.8	4	4
3	134-4042	M24 HEX NYLOCK NUT GR 8.8 ZINC PLATED	8	8
4	135-3012	WASHER FLAT M12	8	8
5	135-3023	FLAT WASHER M24	16	16
6	154-1515	20L ACCUMULATOR KIT 150x150 MOUNT	1	-
7	154-1515	20L ACCUMULATOR KIT 150x150 MOUNT	1	-
8	154-3002	HYD CLAMP DIA 22	3	-
9	154-5009	HYD CLAMP STACK 2x22/19	2	-
10	154-5010	HYD CLAMP STACK 2x22/2x19	1	-
11	154-5011	HYD CLAMP DIA 19	3	-
12	202-0081	M12 x 80 HEX BOLT ZINC GR8.8	4	4
13	599-2004	AP81 12m HARDLINE CENTER REAR ASSEMBLY	1	-
14	599-2009	AP81 12m HARDLINE CENTER FRONT ASSEMBLY	1	-
15	599-2013	AP81 CENTER WHEEL ARM RH	1	1
16	599-2014	AP81 CENTER WHEEL ARM LH	-	1
17	599-2014	AP81 CENTER WHEEL ARM LH	1	-
18	599-3001	AP81 CENTRAL FRAME	1	1
19	599-3009	AP81 FRAME GATE	2	2
20	603-2042	HYD MANIFOLD ASSEMBLY	1	-
21	603-2044	DRAWBAR PIN 5/8" 108mm	4	4
22	603-3048	TRANSPORT STANDS	4	4
23	603-4096	FOLD CYLINDER PIN	2	2
24	603-4097	FOLD CYLINDER ROLLER	2	2
25	603-4207	BUSH SLEEVE PLASTIC ID75 OD80 Length 60	8	8
26	603-4257	Wing Cylinder Fold Pin LOCKING	2	2
27	HYD CLAMP	HYD CLAMP DIA 16	9	-
28	No9 Shank	#9 200x200 RIGID	-	9
29	No9 Shank	#9 200x200 HYDRAULIC	9	-

<p align="center">AGROWFLOW</p> <p align="center">COPYRIGHT RESERVED</p> <p align="center">THIS DRAWING IS THE PROPERTY AGROWFLOW PTY LTD, AND IS SUBJECT TO RETURN UPON DEMAND. IT IS SUBMITTED FOR USE ONLY IN CONNECTION WITH PROPOSALS OR CONTRACTS OF THIS ORGANISATION UPON THE EXPRESS CONDITION THAT IT IS NOT TO BE USED DIRECTLY OR INDIRECTLY IN ANY WAY DETRIMENTAL TO THE INTERESTS OF AGROWFLOW PTY LTD.</p>	<p>TITLE:</p> <p align="center">AP81 12m CENTER FRAME ASSEMBLY</p>	<p>PART NUMBER</p> <p align="center">599-2001</p>
	<p>25/09/2019</p>	<p>SHEET: PAGE:</p> <p align="center">1 OF 2 25</p>



MEASURE FROM CENTER TO END CAP

MEASURE FROM CENTER TO END CAP

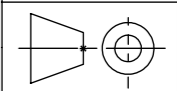
AGROWFLOW
 COPYRIGHT RESERVED
 THIS DRAWING IS THE PROPERTY AGROWFLOW PTY LTD, AND IS SUBJECT TO RETURN UPON DEMAND. IT IS SUBMITTED FOR USE ONLY IN CONNECTION WITH PROPOSALS OR CONTRACTS OF THIS ORGANISATION UPON THE EXPRESS CONDITION THAT IT IS NOT TO BE USED DIRECTLY OR INDIRECTLY IN ANY WAY DETRIMENTAL TO THE INTERESTES OF AGROWFLOW PTY LTD.

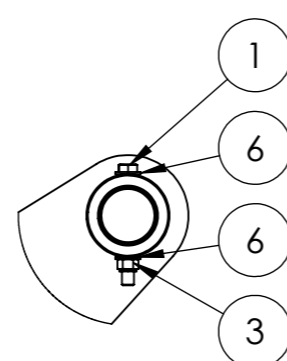
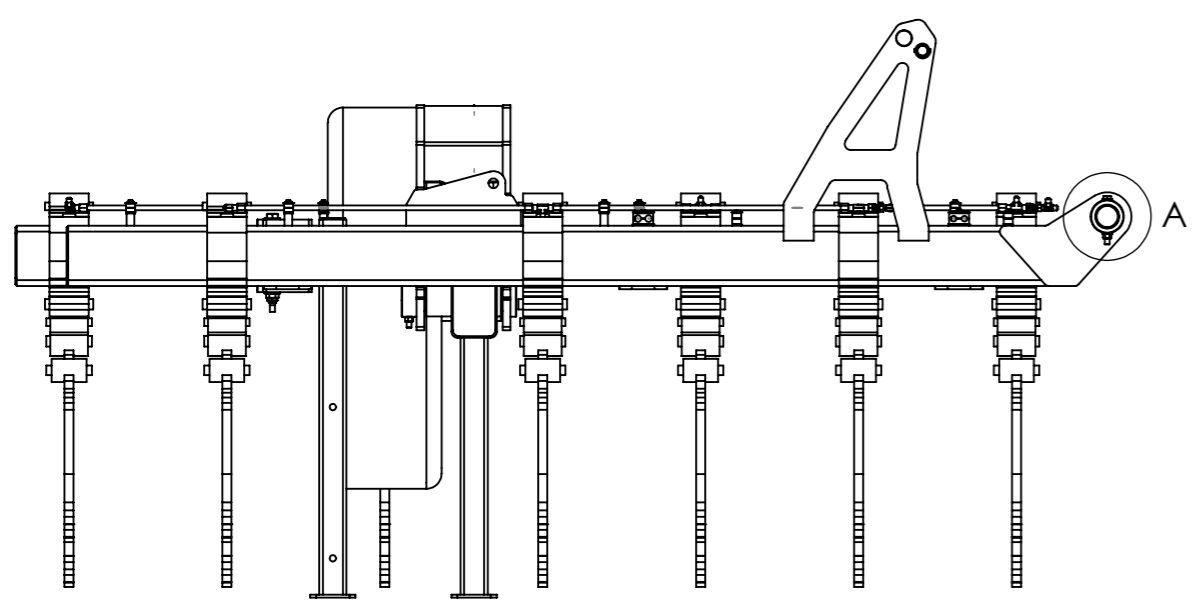
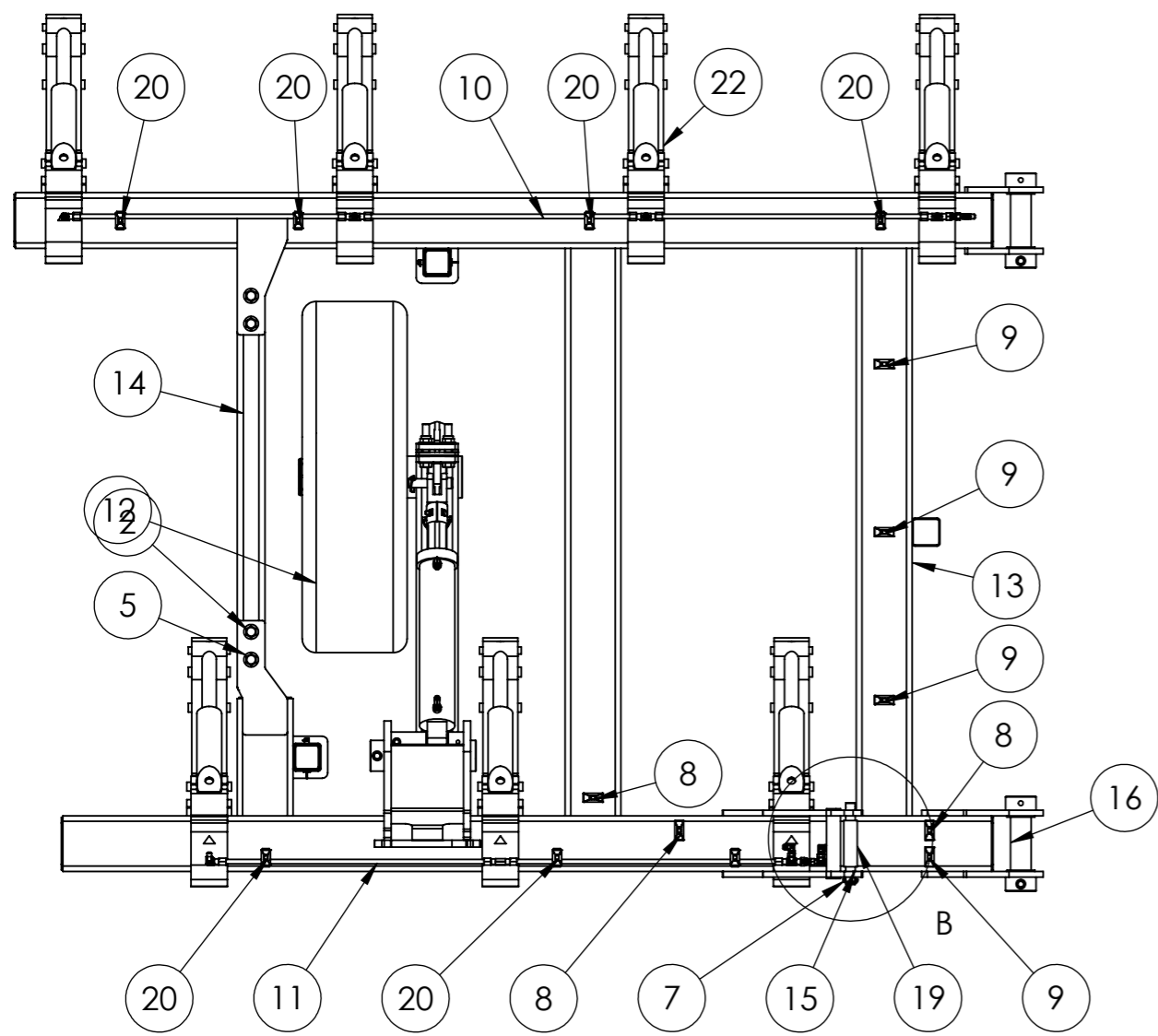
TITLE:
AP81 12m CENTER FRAME ASSEMBLY

PART NUMBER
599-2001

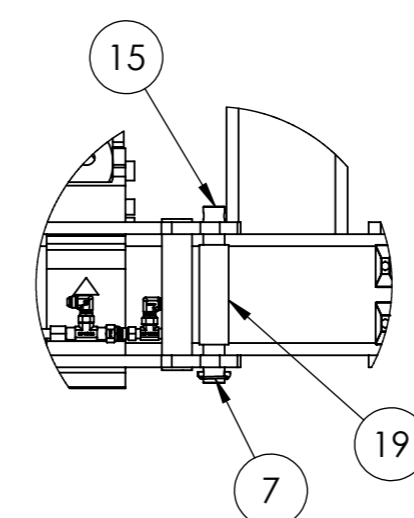
SHEET: PAGE:
 2 OF 2 26

25/09/2019

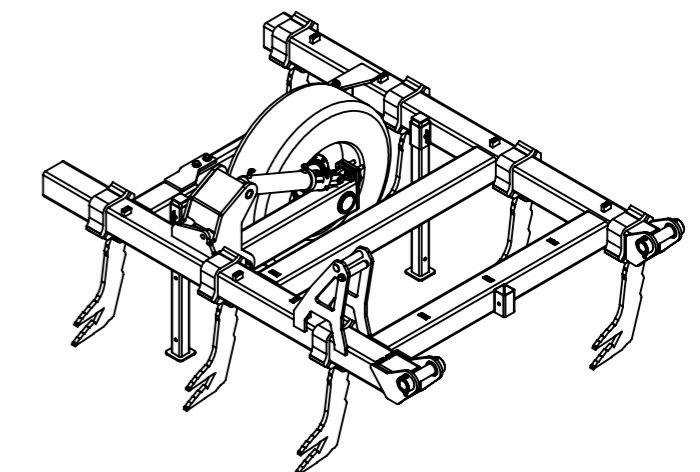




DETAIL A



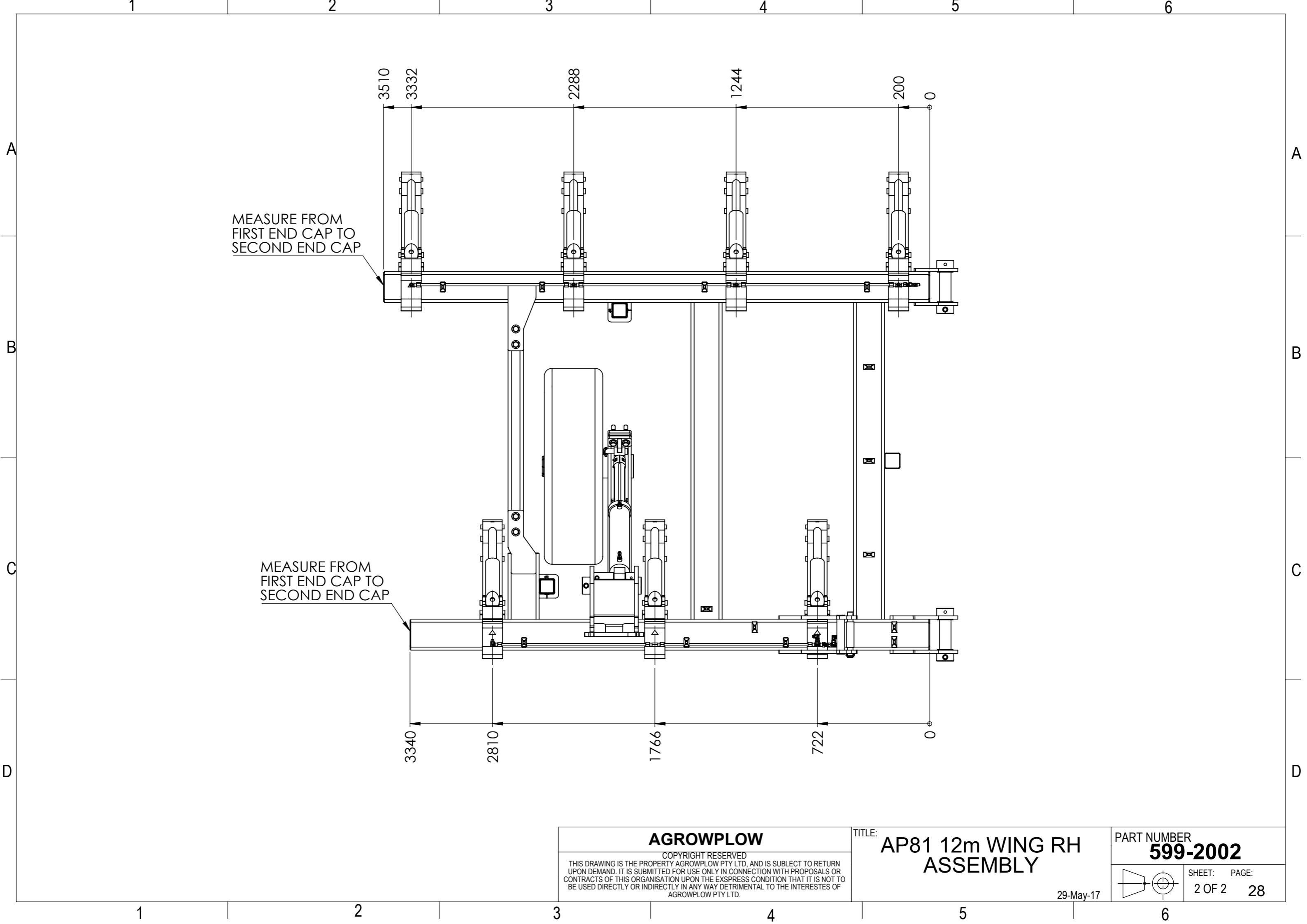
DETAIL B



AP81 12m WING RH RIGID

ITEM NO.	PART NUMBER	DESCRIPTION	QUANTITIES	
			23x522 TRAILING, HYD RH/QTY.	23x522 TRAILING, RIGID RH/QTY.
1	133-4101	M16 x 150 HEX BOLT ZINC	2	2
2	133-4118	M24 x 280 HEX BOLT ZINC	4	4
3	134-4023	M16 HEX NYLOCK NUT ZINC PLATED	2	2
4	134-4042	M24 HEX NYLOCK NUT GRADE 8.8 ZINC PLATED	4	4
5	135-3023	FLAT WASHER M24	8	8
6	135-3036	WASHER FLAT M16	4	4
7	140-0039	LYNCH PIN 11mm 32mm	1	1
8	154-3002	HYD CLAMP DIA 22	3	-
9	154-5011	HYD CLAMP DIA 19	4	-
10	599-2005	AP81 12m HARDLINE WING RH/LH REAR ASSEMBLY	1	-
11	599-2007	AP81 12m HARDLINE WING RH/LH FRONT ASSEMBLY	1	-
12	599-2015	AP81 WING RH WHEEL ARM	1	1
13	599-3002	AP81 WING RH FRAME	1	1
14	599-3009	AP81 FRAME GATE	1	1
15	599-4064	TRANSPORT PIN	1	1
16	599-4066	SWIVEL PIN	2	2
17	603-2044	DRAWBAR PIN	2	2
18	603-3048	TRANSPORT STANDS	2	2
19	603-4206	TRANSPORT PLATES SPACER	1	1
20	HYD CLAMP	HYD CLAMP DIA 16	7	-
21	No9 Shank	#9 200x200 RIGID	-	7
22	No9 Shank	#9 200x200 HYDRAULIC	7	-

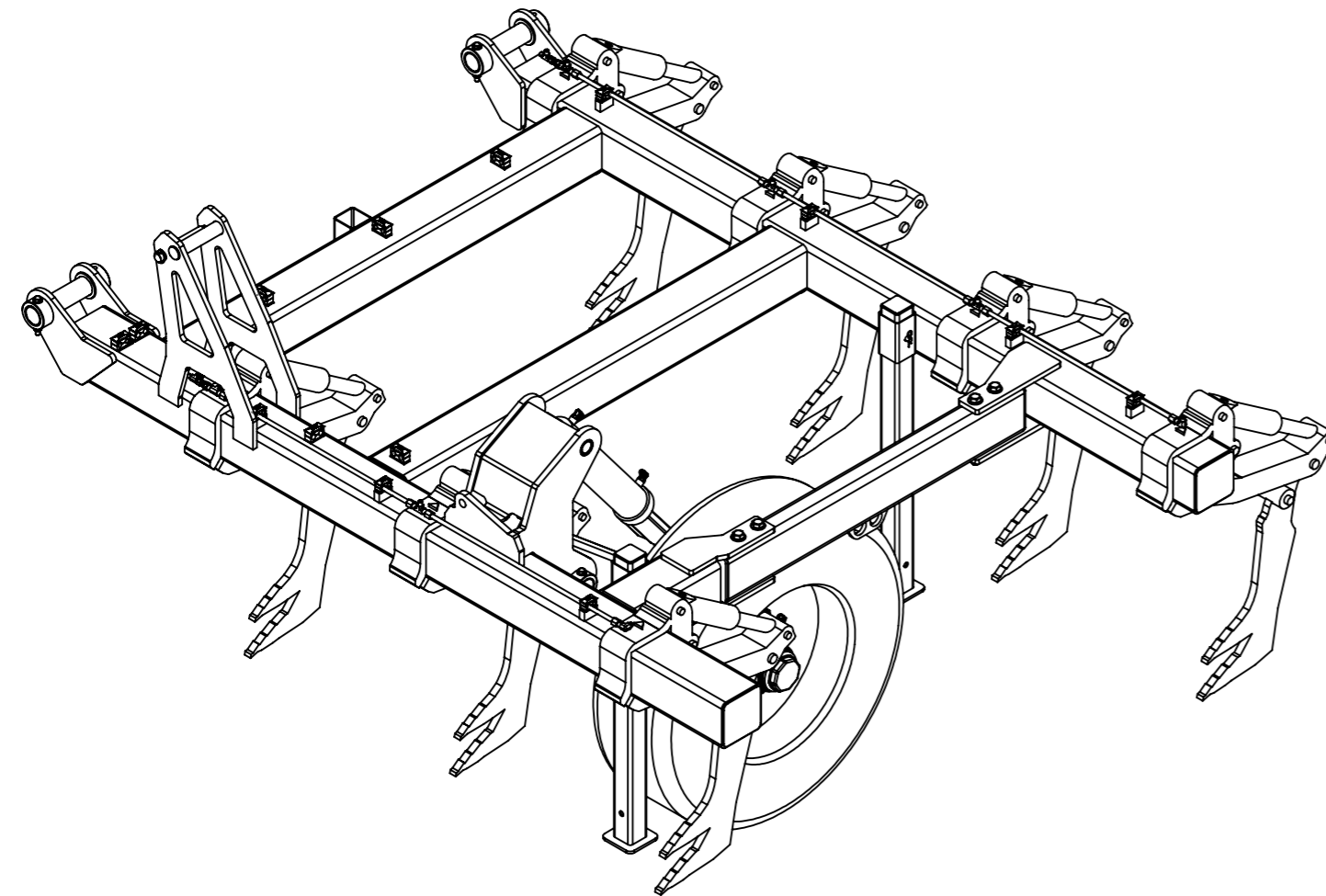
<p>AGROWFLOW</p> <p>COPYRIGHT RESERVED</p> <p>THIS DRAWING IS THE PROPERTY AGROWFLOW PTY LTD, AND IS SUBJECT TO RETURN UPON DEMAND. IT IS SUBMITTED FOR USE ONLY IN CONNECTION WITH PROPOSALS OR CONTRACTS OF THIS ORGANISATION UPON THE EXPRESS CONDITION THAT IT IS NOT TO BE USED DIRECTLY OR INDIRECTLY IN ANY WAY DETRIMENTAL TO THE INTERESTS OF AGROWFLOW PTY LTD.</p>	<p>TITLE:</p> <p>AP81 12m WING RH ASSEMBLY</p>	<p>PART NUMBER</p> <p>599-2002</p>
	<p>29-May-17</p>	<p>SHEET: PAGE:</p> <p>1 OF 2 27</p>



AGROWFLOW
 COPYRIGHT RESERVED
 THIS DRAWING IS THE PROPERTY AGROWFLOW PTY LTD, AND IS SUBJECT TO RETURN UPON DEMAND. IT IS SUBMITTED FOR USE ONLY IN CONNECTION WITH PROPOSALS OR CONTRACTS OF THIS ORGANISATION UPON THE EXPRESS CONDITION THAT IT IS NOT TO BE USED DIRECTLY OR INDIRECTLY IN ANY WAY DETRIMENTAL TO THE INTERESTES OF AGROWFLOW PTY LTD.

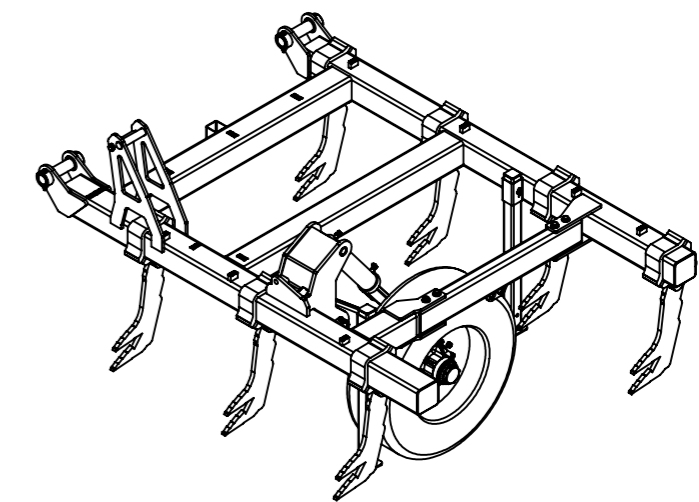
TITLE: **AP81 12m WING RH ASSEMBLY**

PART NUMBER **599-2002**
 SHEET: PAGE: **2 OF 2 28**
 29-May-17



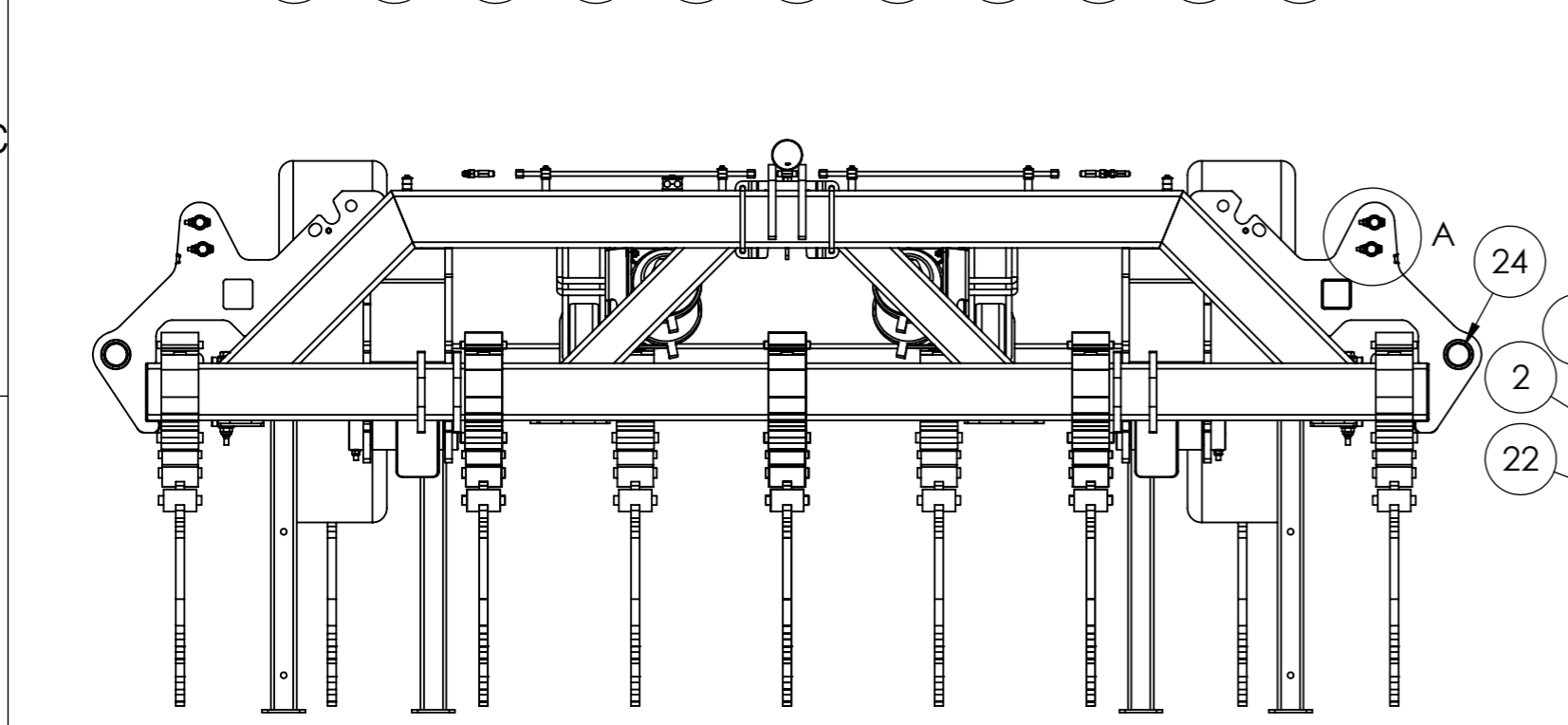
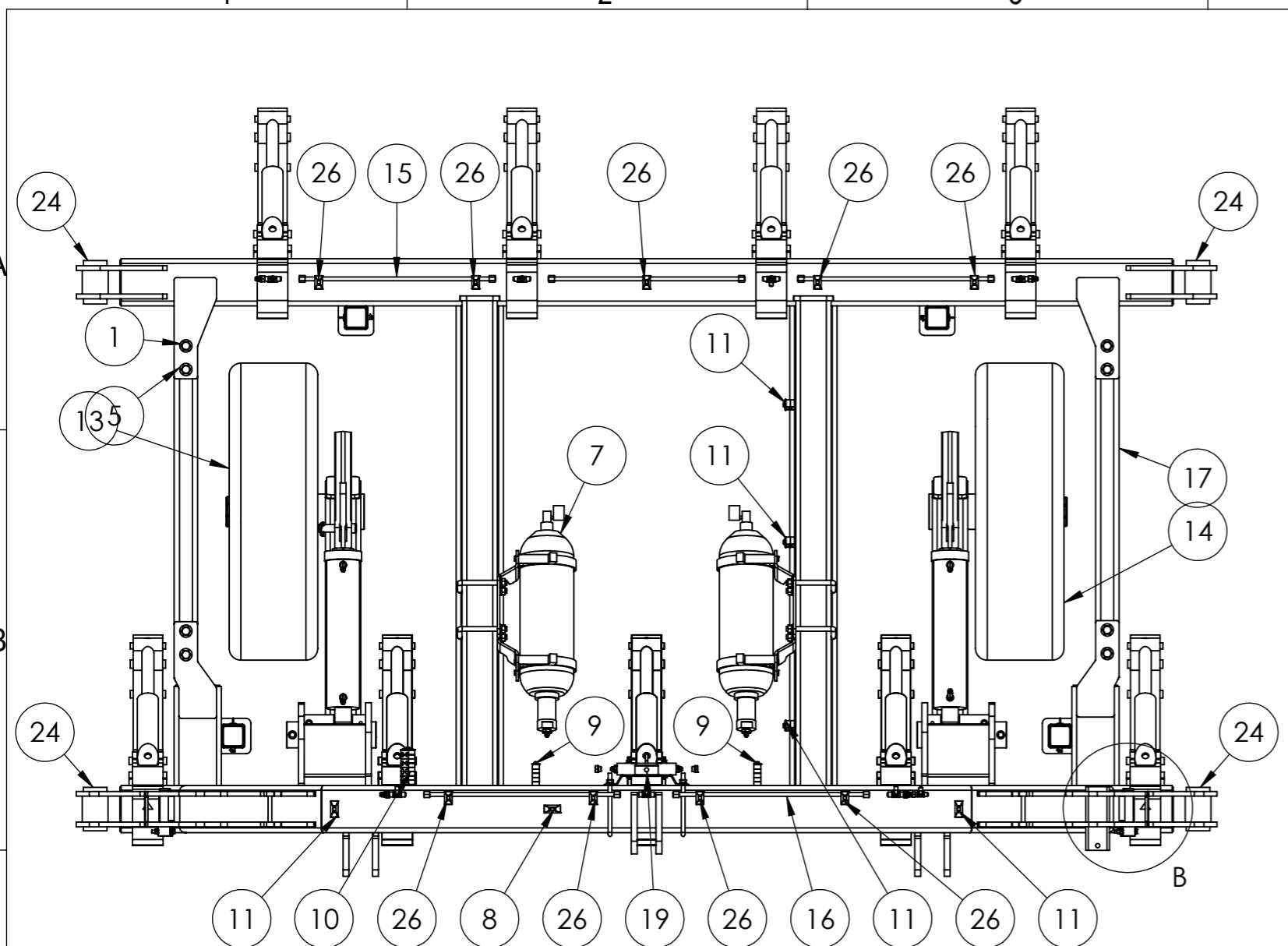
ASSEMBLY MIRROR OF 599-2002

ITEM NO.	PART NUMBER	DESCRIPTION	23x52 2 TRAILING, RIGID LH/QT Y.	23x52 2 TRAILING, HYD LH/QT Y.
1	133-4101	M16 x 150 HEX BOLT ZINC	2	2
2	133-4118	M24 x 280 HEX BOLT ZINC	4	4
3	134-4023	M16 HEX NYLOCK NUT ZINC PLATED	2	2
4	134-4042	M24 HEX NYLOCK NUT GRADE 8.8 ZINC PLATED	4	4
5	135-3023	FLAT WASHER M24	8	8
6	135-3036	WASHER FLAT M16	4	4
7	140-0039	LYNCH PIN 11mm 32mm	1	1
8	154-3002	HYD CLAMP DIA 22	-	3
9	154-5011	HYD CLAMP DIA 19	-	4
10	599-2005	AP81 12m HARDLINE WING RH/LH REAR ASSEMBLY	-	1
11	599-2007	AP81 12m HARDLINE WING RH/LH FRONT ASSEMBLY	-	1
12	599-2016	AP81 WHEEL WING LH ASSEMBLY	1	1
13	599-3003	AP81 WING LH FRAME	1	1
14	599-3009	AP81 FRAME GATE	1	1
15	599-4064	TRANSPORT PIN	1	1
16	599-4066	SWIVEL PIN	2	2
17	603-2044	DRAWBAR PIN	2	2
18	603-3048	TRANSPORT STANDS	2	2
19	603-4206	TRANSPORT PLATES SPACER	1	1
20	HYD CLAMP	HYD CLAMP DIA 16	-	7
21	No9 Shank	#9 200x200 HYDRAULIC	-	7
22	No9 Shank	#9 200x200 RIGID	7	-

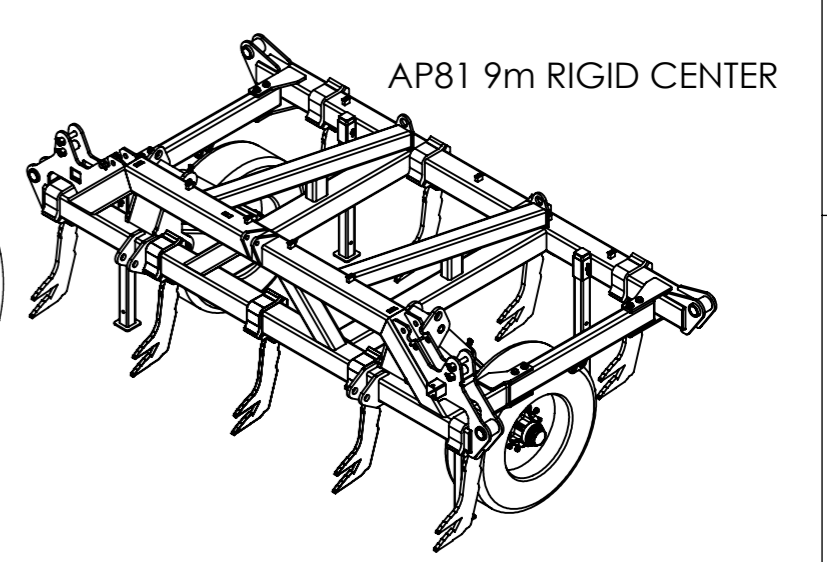
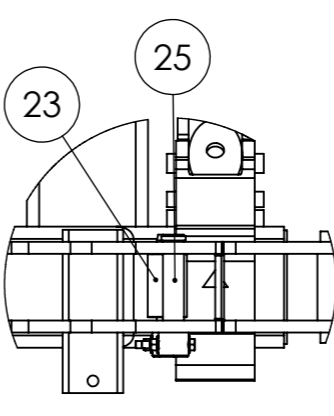
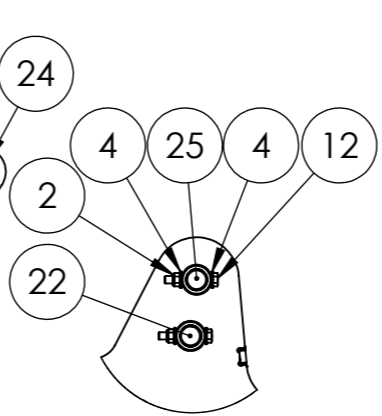


AP81 12m WING LH RIGID

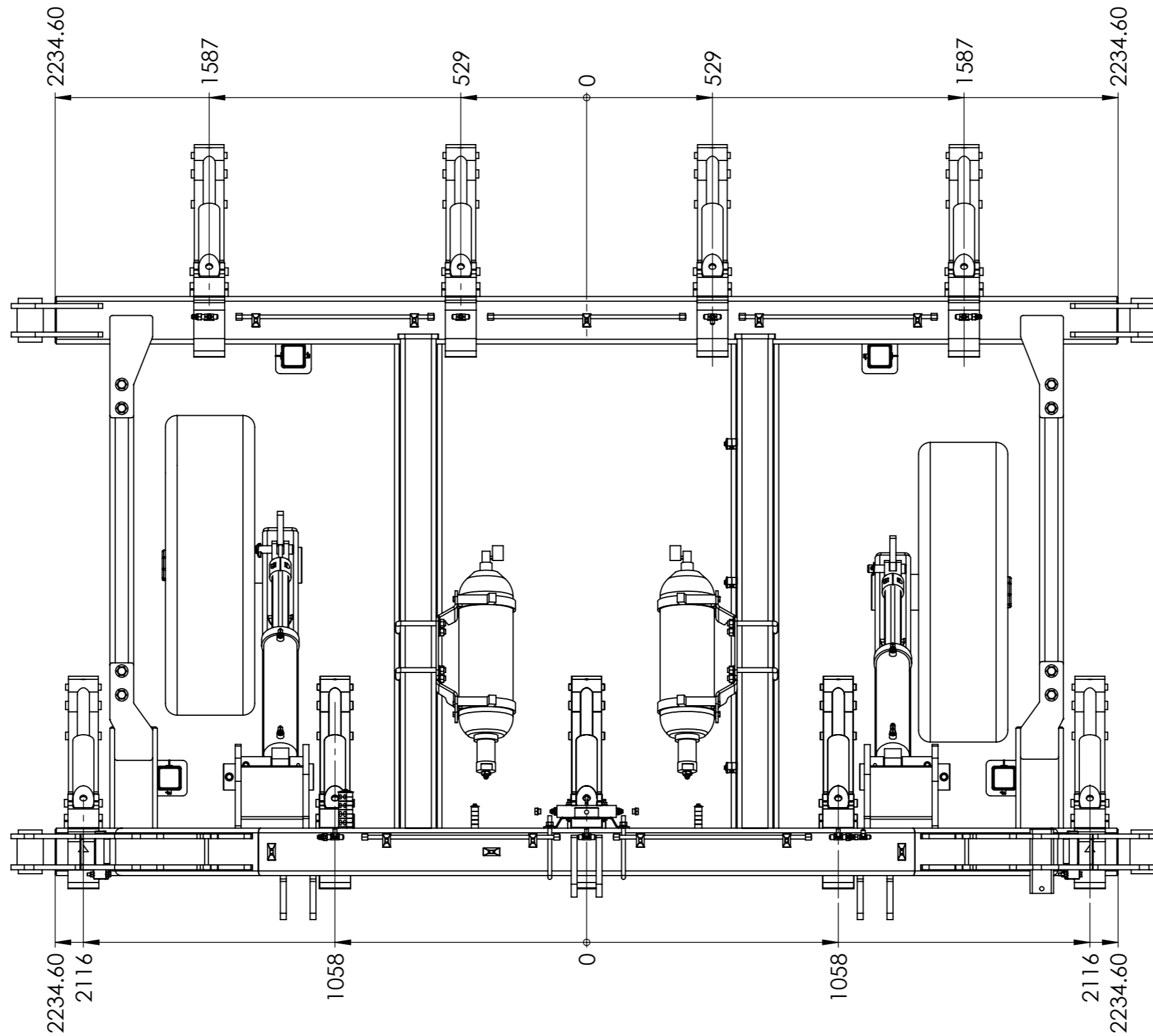
<p>AGROWFLOW</p> <p><small>COPYRIGHT RESERVED</small></p> <p><small>THIS DRAWING IS THE PROPERTY AGROWFLOW PTY LTD, AND IS SUBJECT TO RETURN UPON DEMAND. IT IS SUBMITTED FOR USE ONLY IN CONNECTION WITH PROPOSALS OR CONTRACTS OF THIS ORGANISATION UPON THE EXPRESS CONDITION THAT IT IS NOT TO BE USED DIRECTLY OR INDIRECTLY IN ANY WAY DETRIMENTAL TO THE INTERESTES OF AGROWFLOW PTY LTD.</small></p>	<p>TITLE:</p> <p>AP81 12m WING LH ASSEMBLY</p>	<p>PART NUMBER</p> <p>599-2003</p>
	<p>29-May-17</p>	<p>SHEET: PAGE:</p> <p>1 OF 1 29</p>



ITEM NO.	PART NUMBER	DESCRIPTION	9m & 10m TRAILING, HYD CENTER/QT Y.	9m & 10m TRAILING, RIGID CENTER/QT Y.
1	133-4118	M24 x 280 HEX BOLT ZINC GR8.8	8	8
2	134-4016	M12 HEX NYLOCK NUT ZINC PLATED GR 8.8	4	4
3	134-4042	M24 HEX NYLOCK NUT GR 8.8 ZINC PLATED	8	8
4	135-3012	WASHER FLAT M12	8	8
5	135-3023	FLAT WASHER M24	16	16
6	154-1515	20L ACCUMULATOR KIT 150x150 MOUNT	1	-
7	154-1515	20L ACCUMULATOR KIT 150x150 MOUNT	1	-
8	154-3002	HYD CLAMP DIA 22	1	-
9	154-5009	HYD CLAMP STACK 2x22/19	2	-
10	154-5010	HYD CLAMP STACK 2x22/2x19	1	-
11	154-5011	HYD CLAMP DIA 19	5	-
12	202-0081	M12 x 80 HEX BOLT ZINC GR8.8	4	4
13	599-2013	AP81 CENTER WHEEL ARM RH	-	1
13	599-2013	AP81 CENTER WHEEL ARM RH	1	-
14	599-2014	AP81 CENTER WHEEL ARM LH	-	1
14	599-2014	AP81 CENTER WHEEL ARM LH	1	-
15	599-2025	AP81 9m/10m HARDLINE CENTER REAR ASSEMBLY	1	-
16	599-2028	AP81 9m/10m HARDLINE CENTER FRONT ASSEMBLY	1	-
17	599-3009	AP81 FRAME GATE	2	2
18	599-3011	AP81 9m CENTER FRAME	1	1
19	603-2042	HYD MANIFOLD ASSEMBLY	1	-
20	603-2044	DRAWBAR PIN 5/8" 108mm	4	4
21	603-3048	TRANSPORT STANDS	4	4
22	603-4096	FOLD CYLINDER PIN	2	2
23	603-4097	FOLD CYLINDER ROLLER	2	2
24	603-4207	BUSH SLEEVE PLASTIC ID75 OD80 Length 60	8	8
25	603-4257	Wing Cylinder Fold Pin LOCKING	2	2
26	HYD CLAMP	HYD CLAMP DIA 16	9	-
27	No9 Shank	#9 200x200 HYDRAULIC	13	-
27	No9 Shank	#9 200x200 RIGID	-	13



<p>AGROWFLOW</p> <p>COPYRIGHT RESERVED</p> <p>THIS DRAWING IS THE PROPERTY AGROWFLOW PTY LTD, AND IS SUBJECT TO RETURN UPON DEMAND. IT IS SUBMITTED FOR USE ONLY IN CONNECTION WITH PROPOSALS OR CONTRACTS OF THIS ORGANISATION UPON THE EXPRESS CONDITION THAT IT IS NOT TO BE USED DIRECTLY OR INDIRECTLY IN ANY WAY DETRIMENTAL TO THE INTERESTS OF AGROWFLOW PTY LTD.</p>	<p>TITLE:</p> <p>AP81 9m/10m CENTER FRAME ASSEMBLY</p>	<p>PART NUMBER</p> <p>599-2019</p>
	<p>25/09/2019</p>	<p>SHEET: PAGE:</p> <p>1 OF 2 30</p>

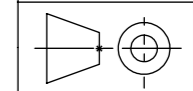


AGROWFLOW

COPYRIGHT RESERVED
 THIS DRAWING IS THE PROPERTY AGROWFLOW PTY LTD, AND IS SUBJECT TO RETURN UPON DEMAND. IT IS SUBMITTED FOR USE ONLY IN CONNECTION WITH PROPOSALS OR CONTRACTS OF THIS ORGANISATION UPON THE EXPRESS CONDITION THAT IT IS NOT TO BE USED DIRECTLY OR INDIRECTLY IN ANY WAY DETRIMENTAL TO THE INTERESTES OF AGROWFLOW PTY LTD.

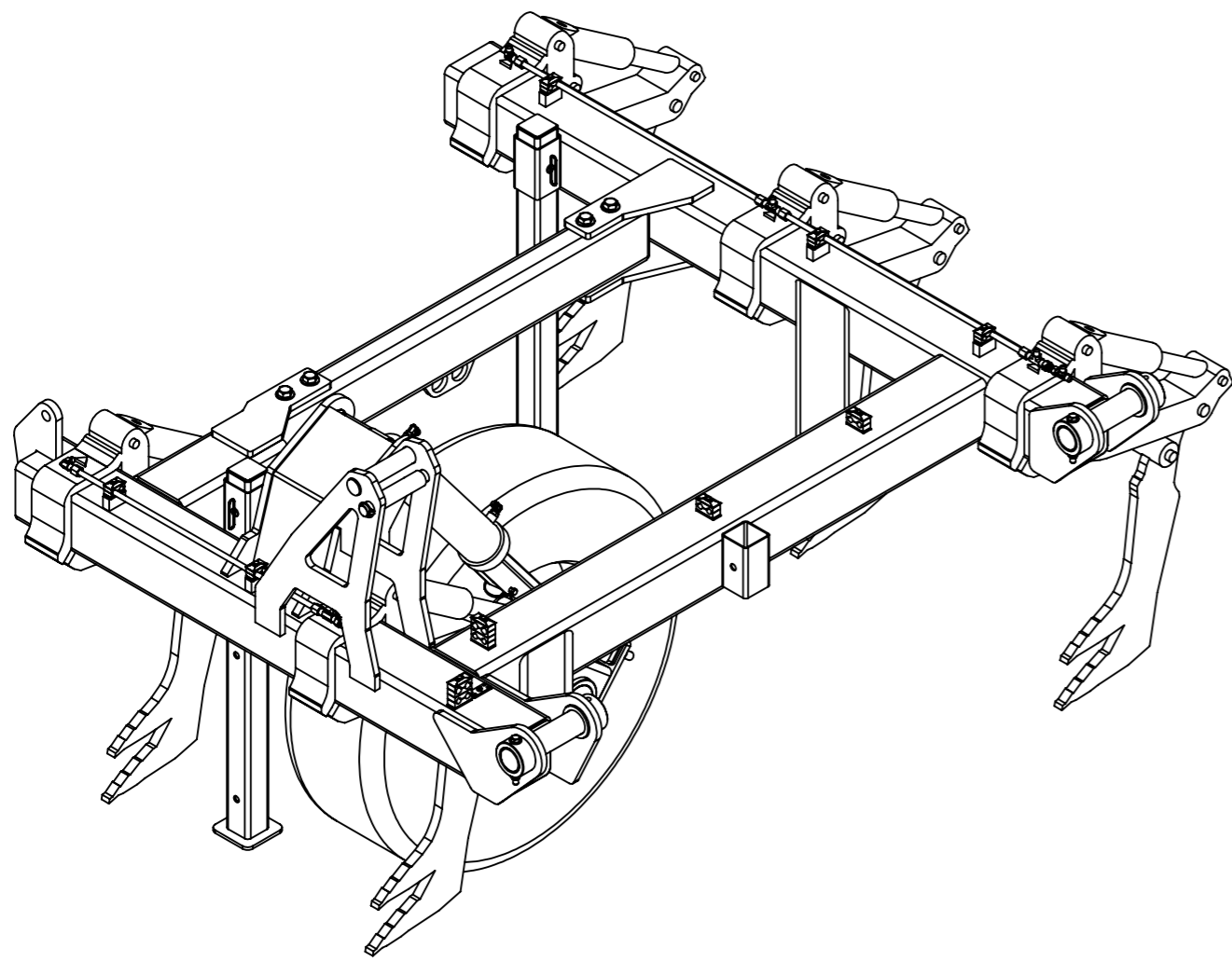
TITLE:
**AP81 9m/10m CENTER
 FRAME ASSEMBLY**

PART NUMBER
599-2019



SHEET: PAGE:
2 OF 2 31

25/09/2019



ASSEMBLY MIRROR OF 599-2021

ITEM NO.	PART NUMBER	DESCRIPTION	6			
			17x529 TRAILING, RIGID RH/QTY.	17x529 TRAILING, HYD RH/QTY.	19x529 TRAILING, RIGID RH/QTY.	19x529 TRAILING, HYD RH/QTY.
1	133-4101	M16 x 150 HEX BOLT ZINC	2	2	2	2
2	133-4118	M24 x 280 HEX BOLT ZINC	4	4	4	4
3	134-4023	M16 HEX NYLOCK NUT ZINC PLATED	2	2	2	2
4	134-4042	M24 HEX NYLOCK NUT GRADE 8.8 ZINC PLATED	4	4	4	4
5	135-3023	FLAT WASHER M24	8	8	8	8
6	135-3036	WASHER FLAT M16	4	4	4	4
7	140-0039	LYNCH PIN 11mm 32mm	1	1	1	1
8	154-5011	HYD CLAMP DIA 19	-	2	-	2
9	599-2015	AP81 WING RH WHEEL ARM	-	1	1	-
10	599-2015	AP81 WING RH WHEEL ARM	1	-	-	1
11	599-2026	AP81 17S 9m HARDLINE WING RH/LH BACK ASSEMBLY	-	1	-	-
12	599-2027	AP81 9m HARDLINE WING RH/LH FRONT ASSEMBLY	-	1	-	1
13	599-2029	AP81 19S 10m HARDLINE WING RH/LH BACK ASSEMBLY	-	-	-	1
14	599-3009	AP81 FRAME GATE	1	1	1	1
15	599-3012	AP81 9m WING RH FRAME	1	1	1	1
16	599-4064	TRANSPORT PIN	1	1	1	1
17	599-4066	SWIVEL PIN	2	2	2	2
18	603-2044	DRAWBAR PIN	2	2	2	2
19	603-3048	TRANSPORT STANDS	2	2	2	2
20	603-4206	TRANSPORT PLATES SPACER	1	1	1	1
21	HYD CLAMP	HYD CLAMP STACK 22/19	-	2	-	2
22	HYD CLAMP	HYD CLAMP DIA 16	-	5	-	5
23	No9 Shank	#9 200x200 RIGID	4	-	5	-
24	No9 Shank	#9 200x200 HYDRAULIC	-	4	-	5

NOTE: REMOVE ONE REAR SHANK FOR 17S

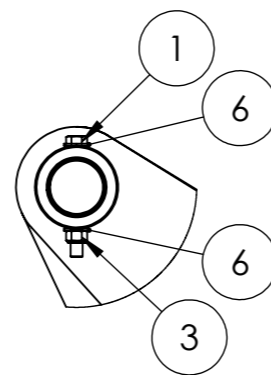
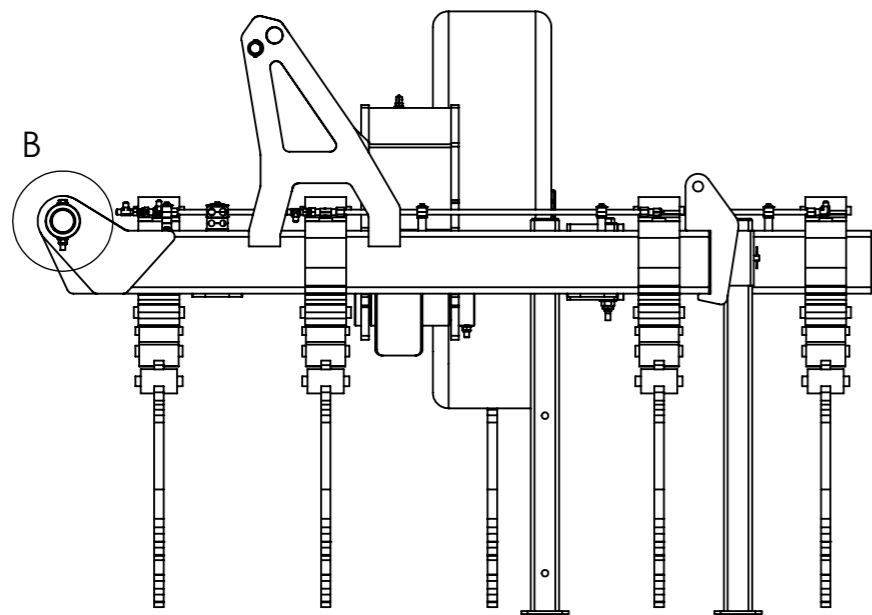
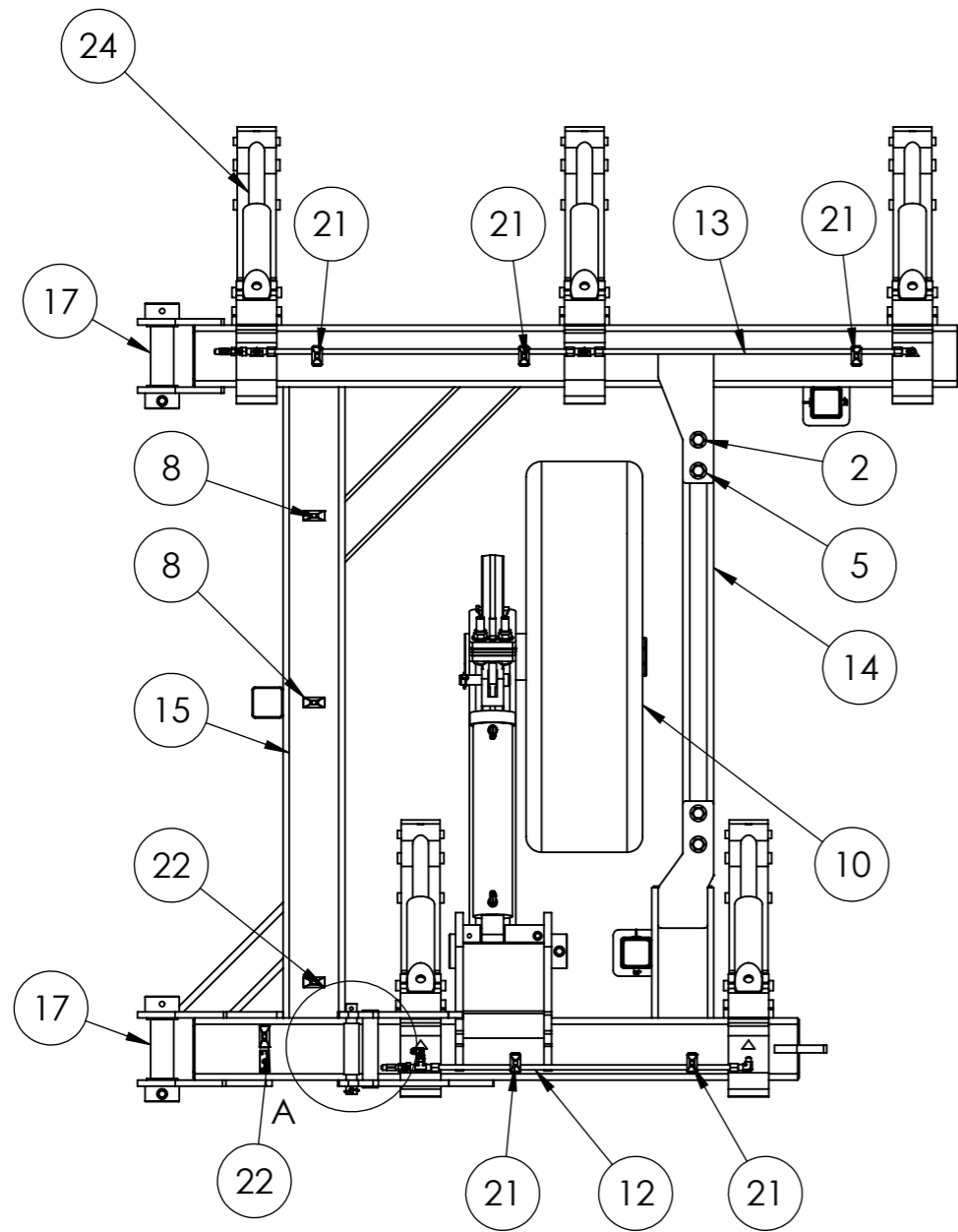
AGROWFLOW
 COPYRIGHT RESERVED
 THIS DRAWING IS THE PROPERTY AGROWFLOW PTY LTD, AND IS SUBJECT TO RETURN UPON DEMAND. IT IS SUBMITTED FOR USE ONLY IN CONNECTION WITH PROPOSALS OR CONTRACTS OF THIS ORGANISATION UPON THE EXPRESS CONDITION THAT IT IS NOT TO BE USED DIRECTLY OR INDIRECTLY IN ANY WAY DETRIMENTAL TO THE INTERESTES OF AGROWFLOW PTY LTD.

TITLE:
AP81 9m/10m WING RH ASSEMBLY

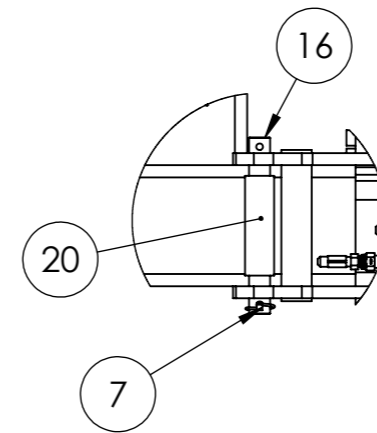
PART NUMBER
599-2020

SHEET: PAGE:
 1 OF 1 32

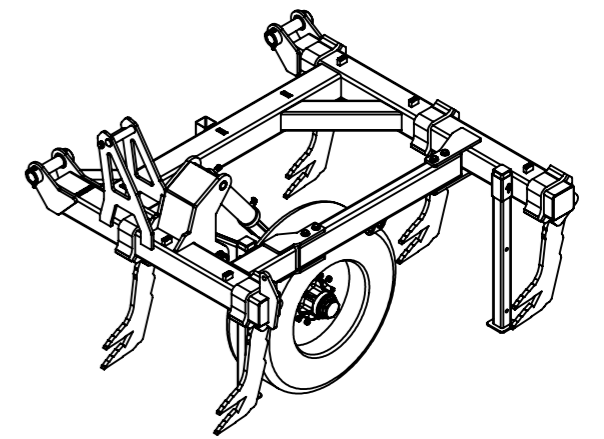
29-May-17



DETAIL B



DETAIL A



AP81 9m/10m WING LH 19SHANK

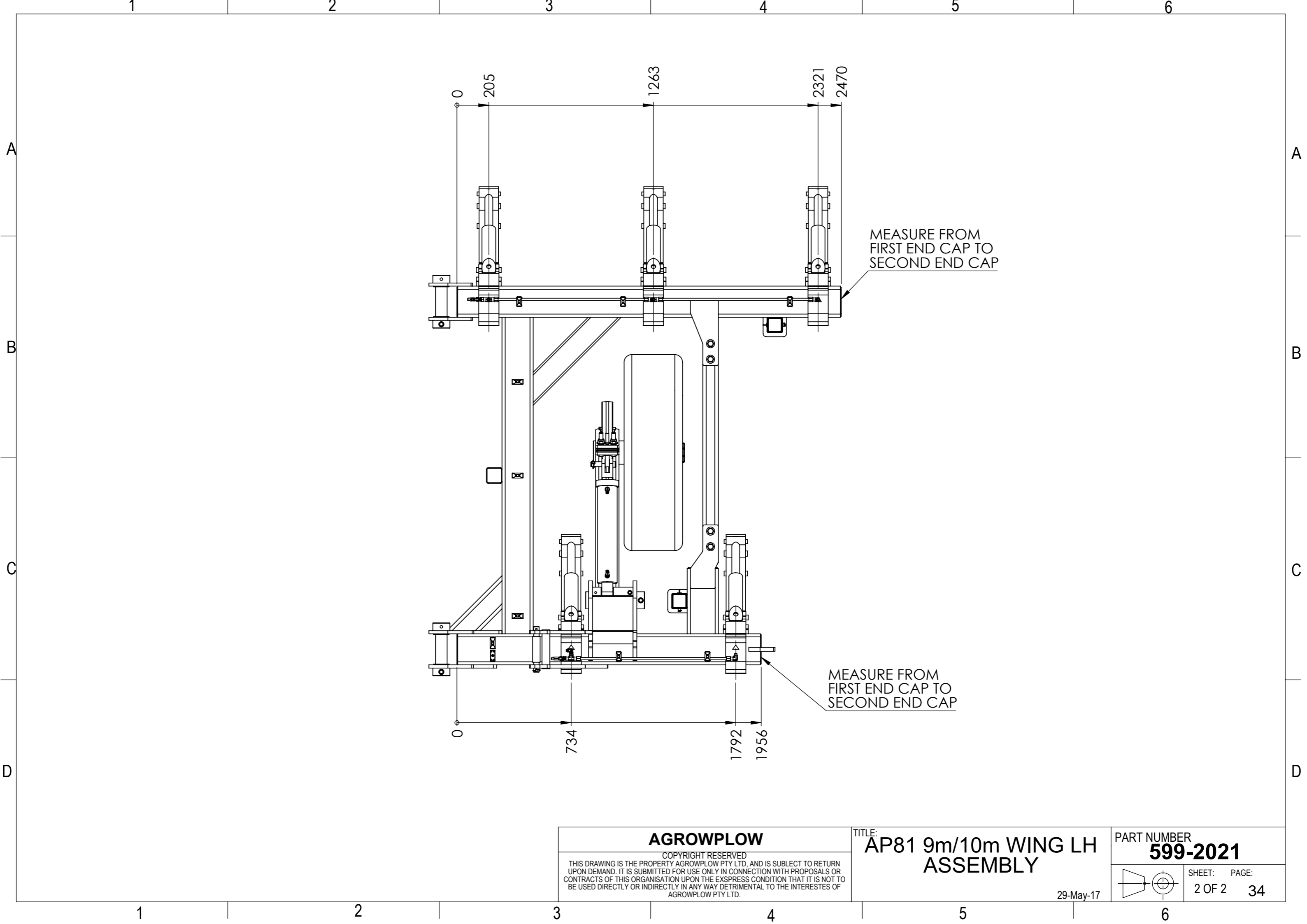
ITEM NO.	PART NUMBER	DESCRIPTION	6			
			17x529 TRAILING, RIGID LH/QTY.	17x529 TRAILING, HYD LH/QTY.	19x529 TRAILING, RIGID LH/QTY.	19x529 TRAILING, HYD LH/QTY.
1	133-4101	M16 x 150 HEX BOLT ZINC	2	2	2	2
2	133-4118	M24 x 280 HEX BOLT ZINC	4	4	4	4
3	134-4023	M16 HEX NYLOCK NUT ZINC PLATED	2	2	2	2
4	134-4042	M24 HEX NYLOCK NUT GRADE 8.8 ZINC PLATED	4	4	4	4
5	135-3023	FLAT WASHER M24	8	8	8	8
6	135-3036	WASHER FLAT M16	4	4	4	4
7	140-0039	LYNCH PIN 11mm 32mm	1	1	1	1
8	154-5011	HYD CLAMP DIA 19	-	2	-	2
9	599-2016	AP81 WHEEL WING LH ASSEMBLY	1	1	1	-
10	599-2016	AP81 WHEEL WING LH ASSEMBLY	-	-	-	1
11	599-2026	AP81 17S 9m HARDLINE WING RH/LH BACK ASSEMBLY	-	1	-	1
12	599-2027	AP81 9m HARDLINE WING RH/LH FRONT ASSEMBLY	-	1	-	1
13	599-2029	AP81 19S 10m HARDLINE WING RH/LH BACK ASSEMBLY	-	-	-	1
14	599-3009	AP81 FRAME GATE	1	1	1	1
15	599-3013	AP81 9m WING LH FRAME	1	1	1	1
16	599-4064	TRANSPORT PIN	1	1	1	1
17	599-4066	SWIVEL PIN	2	2	2	2
18	603-2044	DRAWBAR PIN	2	2	2	2
19	603-3048	TRANSPORT STANDS	2	2	2	2
20	603-4206	TRANSPORT PLATES SPACER	1	1	1	1
21	HYD CLAMP	HYD CLAMP DIA 16	-	5	-	5
22	HYD CLAMP	HYD CLAMP STACK 22/19	-	2	-	2
23	No9 Shank	#9 200x200 RIGID	4	-	5	-
24	No9 Shank	#9 200x200 HYDRAULIC	-	4	-	5

NOTE: REMOVE ONE REAR SHANK FOR 17S

AGROWFLOW
 COPYRIGHT RESERVED
 THIS DRAWING IS THE PROPERTY AGROWFLOW PTY LTD, AND IS SUBJECT TO RETURN UPON DEMAND. IT IS SUBMITTED FOR USE ONLY IN CONNECTION WITH PROPOSALS OR CONTRACTS OF THIS ORGANISATION UPON THE EXPRESS CONDITION THAT IT IS NOT TO BE USED DIRECTLY OR INDIRECTLY IN ANY WAY DETRIMENTAL TO THE INTERESTS OF AGROWFLOW PTY LTD.

TITLE:
AP81 9m/10m WING LH ASSEMBLY

PART NUMBER
599-2021
 SHEET: PAGE:
 1 OF 2 33
 29-May-17

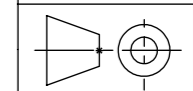


AGROWFLOW

COPYRIGHT RESERVED
 THIS DRAWING IS THE PROPERTY AGROWFLOW PTY LTD, AND IS SUBJECT TO RETURN UPON DEMAND. IT IS SUBMITTED FOR USE ONLY IN CONNECTION WITH PROPOSALS OR CONTRACTS OF THIS ORGANISATION UPON THE EXPRESS CONDITION THAT IT IS NOT TO BE USED DIRECTLY OR INDIRECTLY IN ANY WAY DETRIMENTAL TO THE INTERESTES OF AGROWFLOW PTY LTD.

TITLE:
AP81 9m/10m WING LH ASSEMBLY

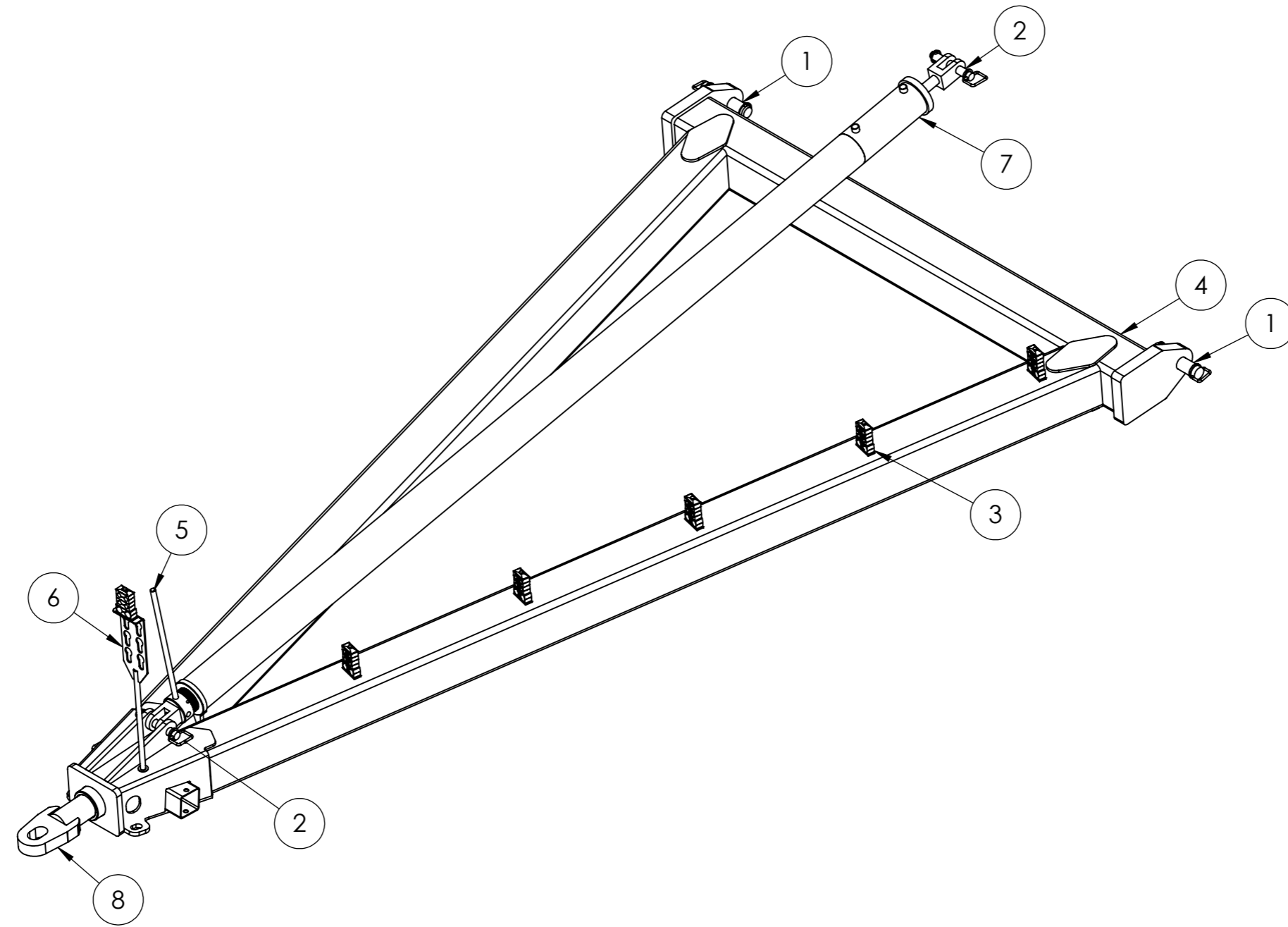
PART NUMBER
599-2021



SHEET: PAGE:
 2 OF 2 34

29-May-17

ITEM NO.	PART NUMBER	DESCRIPTION	QTY.
1	140-4100	PIN DRAWBAR 2" 185mm HIGH TENSILE	2
2	140-4102	PIN DRAWBAR 1 1/4" 160mm	2
3	154-3000	HYD CLAMP STACK 2 X DIA 22 + 1 X DIA 30	5
4	599-3005	HITCH FRAME	1
5	599-4080	HYD LEVEL LIFT ADJUSTMENT BAR	1
6	603-2045	POGO STICK BOLTED ASSEMBLY	1
7	603-2047	AP91 LEVEL LIFT TUBE ASSEMBLY	1
8	603-3051	HITCH TOW EYE, 2" PIN	1




AGROWFLOW	TITLE: AP81 HYD LEVEL LIFT HITCH ASSEMBLY	PART NUMBER 599-2011	
<small>COPYRIGHT RESERVED THIS DRAWING IS THE PROPERTY AGROWFLOW PTY LTD, AND IS SUBJECT TO RETURN UPON DEMAND. IT IS SUBMITTED FOR USE ONLY IN CONNECTION WITH PROPOSALS OR CONTRACTS OF THIS ORGANISATION UPON THE EXPRESS CONDITION THAT IT IS NOT TO BE USED DIRECTLY OR INDIRECTLY IN ANY WAY DETRIMENTAL TO THE INTERESTES OF AGROWFLOW PTY LTD.</small>			SHEET: PAGE: 1 OF 1 35
	29-May-17		

HISTORY NOTE

FROM	TO	DETAILS
INITAL RELEASE	AP81-01-17 AP91-01-18	THE HYD CYLINDER USED WAS PHAZING WITH 1.5" ROD. THE CYLINDER WAS PLUMBED AS THIRD OF THREE IN THE PHASING SET WITH THE WHEEL ARM CYLINDERS. LEVEL LIFT WELDED ASSEMBLY PART NUMBER 603-3052
AP81-01-18 AP91-02-18	AP81-2923-20 AP91-3035-21	THE HYD CYLINDER WAS UPDATED TO 2" ROD, NOT PHAZING. HITCH CYLINDER PLUMBED DIRECT TO TRACTOR. LEVEL LIFT WELDED ASSEMBLY PART NUMBER 603-3065
AP81-2958-21 AP91-3061-21	CURRENT	THE HYD CYLINDER BECAME LARGER DUE TO SUPPIER CHANGES (NOT BACKWARD COMPATIBLE) LEVEL LIFT WELDED ASSEMBLY PART NUMBER 603-3066

ITEM NO.	PART NUMBER	DESCRIPTION	QTY
1	603-3045	AP91 HYD LEVEL LIFT SCREW ASSEMBLY	1
2	603-3066	AP91 HYD LEVEL LIFT TUBE WELDED ASSEMBLY	1

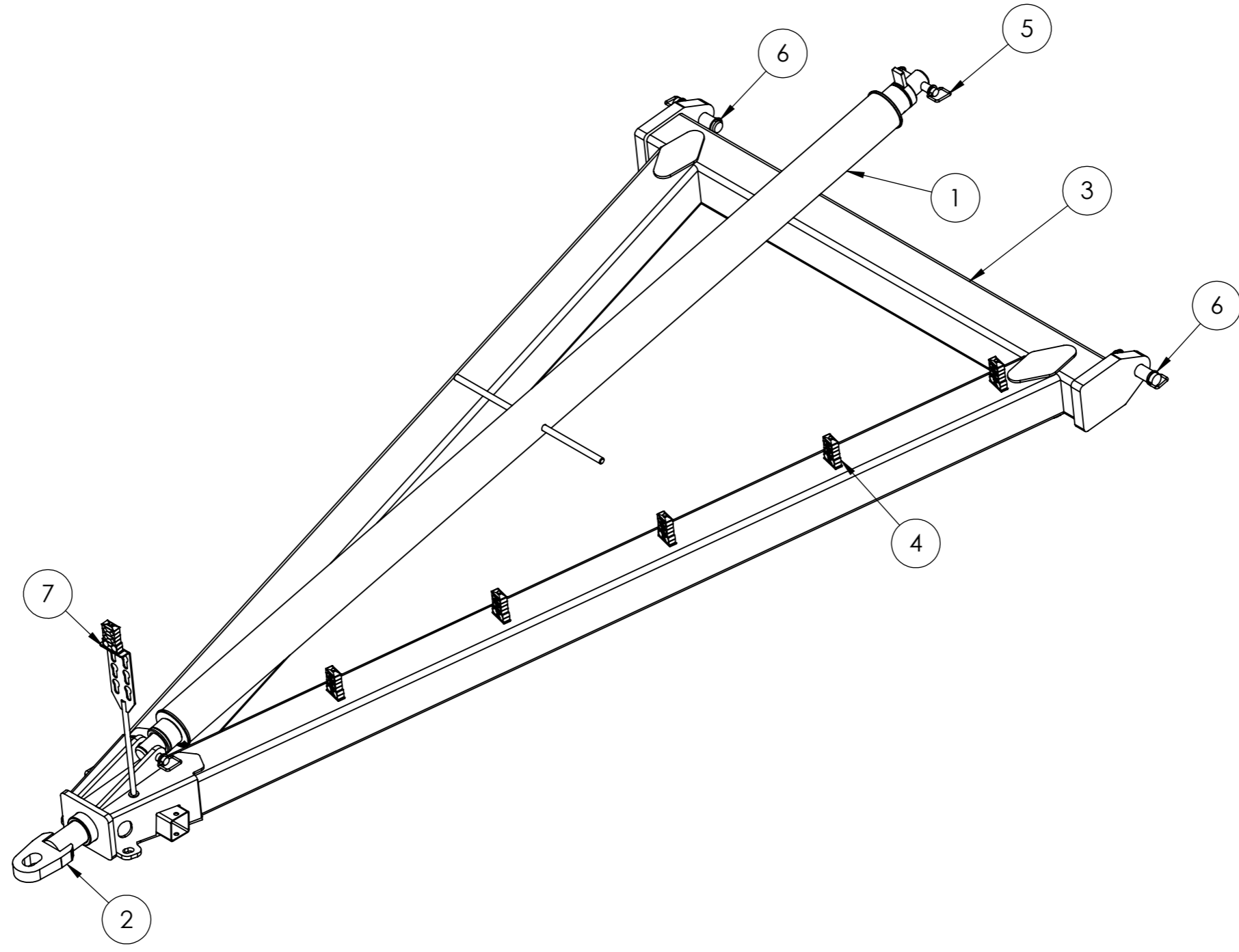


AGROWFLOW
 COPYRIGHT RESERVED
 THIS DRAWING IS THE PROPERTY AGROWFLOW PTY LTD, AND IS SUBJECT TO RETURN UPON DEMAND. IT IS SUBMITTED FOR USE ONLY IN CONNECTION WITH PROPOSALS OR CONTRACTS OF THIS ORGANISATION UPON THE EXSPRESS CONDITION THAT IT IS NOT TO BE USED DIRECTLY OR INDIRECTLY IN ANY WAY DETRIMENTAL TO THE INTERESTES OF AGROWFLOW PTY LTD.

TITLE:
AP91 HYD LEVEL LIFT TUBE ASSEMBLY
 1/07/2021

PART NUMBER
603-2047
 SHEET: PAGE:
 1 OF 1 36

ITEM NO.	PART NUMBER	DESCRIPTION	QTY.
1	599-2017	AP81 LEVELING TUBE ASSEMBLY	1
2	603-3051	HITCH TOW EYE, 2" PIN	1
3	599-3005	HITCH FRAME	1
4	154-3000	HYD CLAMP STACK 2 X DIA 22 + 1 X DIA 30	5
5	140-4102	PIN DRAWBAR 1 1/4" 160mm	2
6	140-4100	PIN DRAWBAR 2" 185mm HIGH TENSILE	2
7	603-2045	POGO STICK BOLTED ASSEMBLY	1

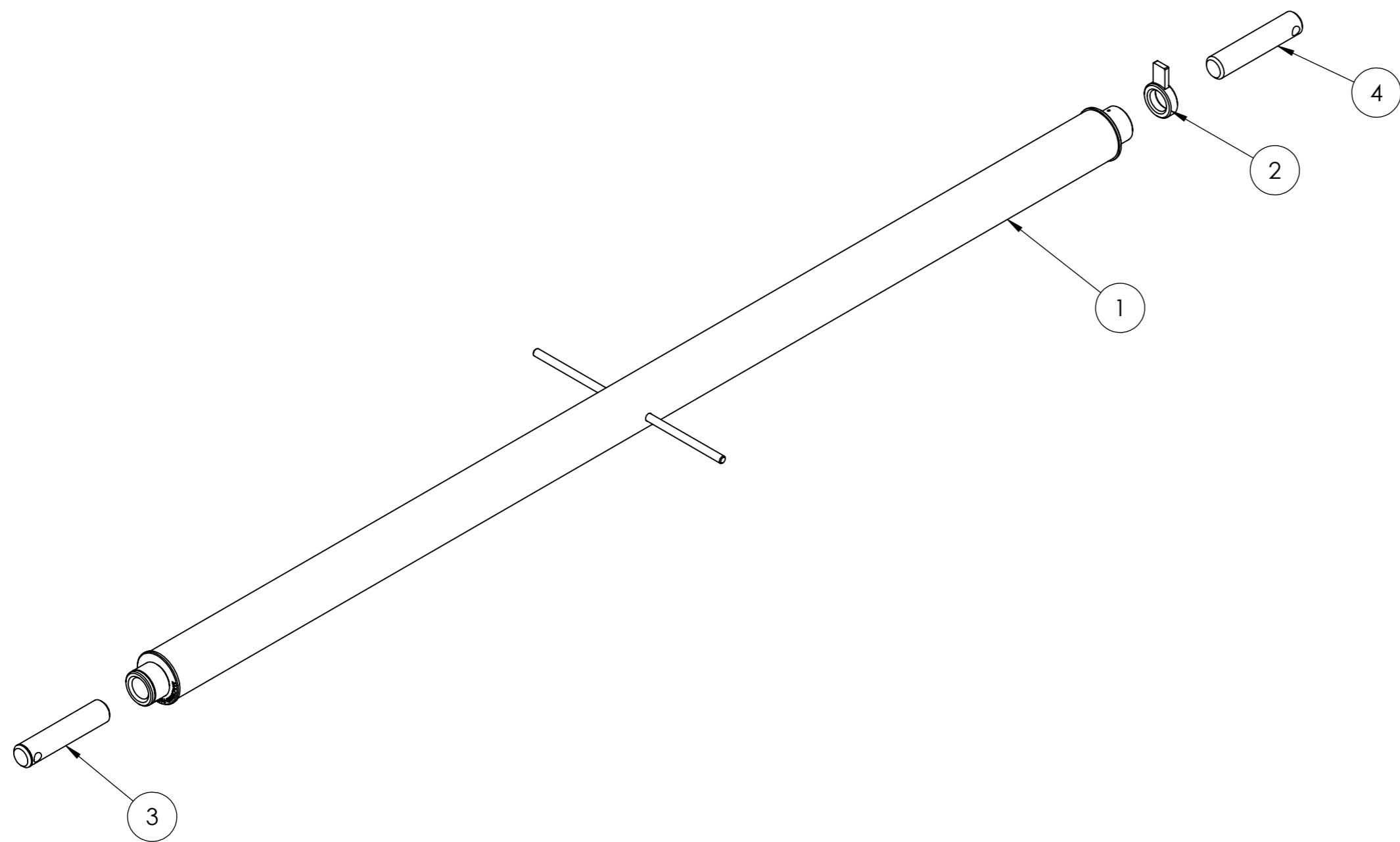


AGROWFLOW
 COPYRIGHT RESERVED
 THIS DRAWING IS THE PROPERTY AGROWFLOW PTY LTD, AND IS SUBJECT TO RETURN UPON DEMAND. IT IS SUBMITTED FOR USE ONLY IN CONNECTION WITH PROPOSALS OR CONTRACTS OF THIS ORGANISATION UPON THE EXPRESS CONDITION THAT IT IS NOT TO BE USED DIRECTLY OR INDIRECTLY IN ANY WAY DETRIMENTAL TO THE INTERESTES OF AGROWFLOW PTY LTD.

TITLE: **AP81 LEVELING BAR HITCH ASSEMBLY**

PART NUMBER **599-2012**
 SHEET: 1 OF 1 PAGE: 37
 29-May-17

ITEM NO.	PART NUMBER	DESCRIPTION	QTY.
1	599-3006	AP71 LEVELLING BAR	1
2	134-4074	LEVELLING BAR LOCKING NUT, RH THREAD ZINC PLATED	1
3	134-4075	LEVELLING BAR SCREW 75mm, LH THREAD ZINC PLATED	1
4	134-4076	LEVELLING BAR SCREW 75mm, RH THREAD ZINC PLATED	1



AGROWFLOW
 COPYRIGHT RESERVED
 THIS DRAWING IS THE PROPERTY AGROWFLOW PTY LTD, AND IS SUBJECT TO RETURN UPON DEMAND. IT IS SUBMITTED FOR USE ONLY IN CONNECTION WITH PROPOSALS OR CONTRACTS OF THIS ORGANISATION UPON THE EXPRESS CONDITION THAT IT IS NOT TO BE USED DIRECTLY OR INDIRECTLY IN ANY WAY DETRIMENTAL TO THE INTERESTES OF AGROWFLOW PTY LTD.

TITLE:
AP81 LEVELING BAR TUBE ASSEMBLY

PART NUMBER
599-2017

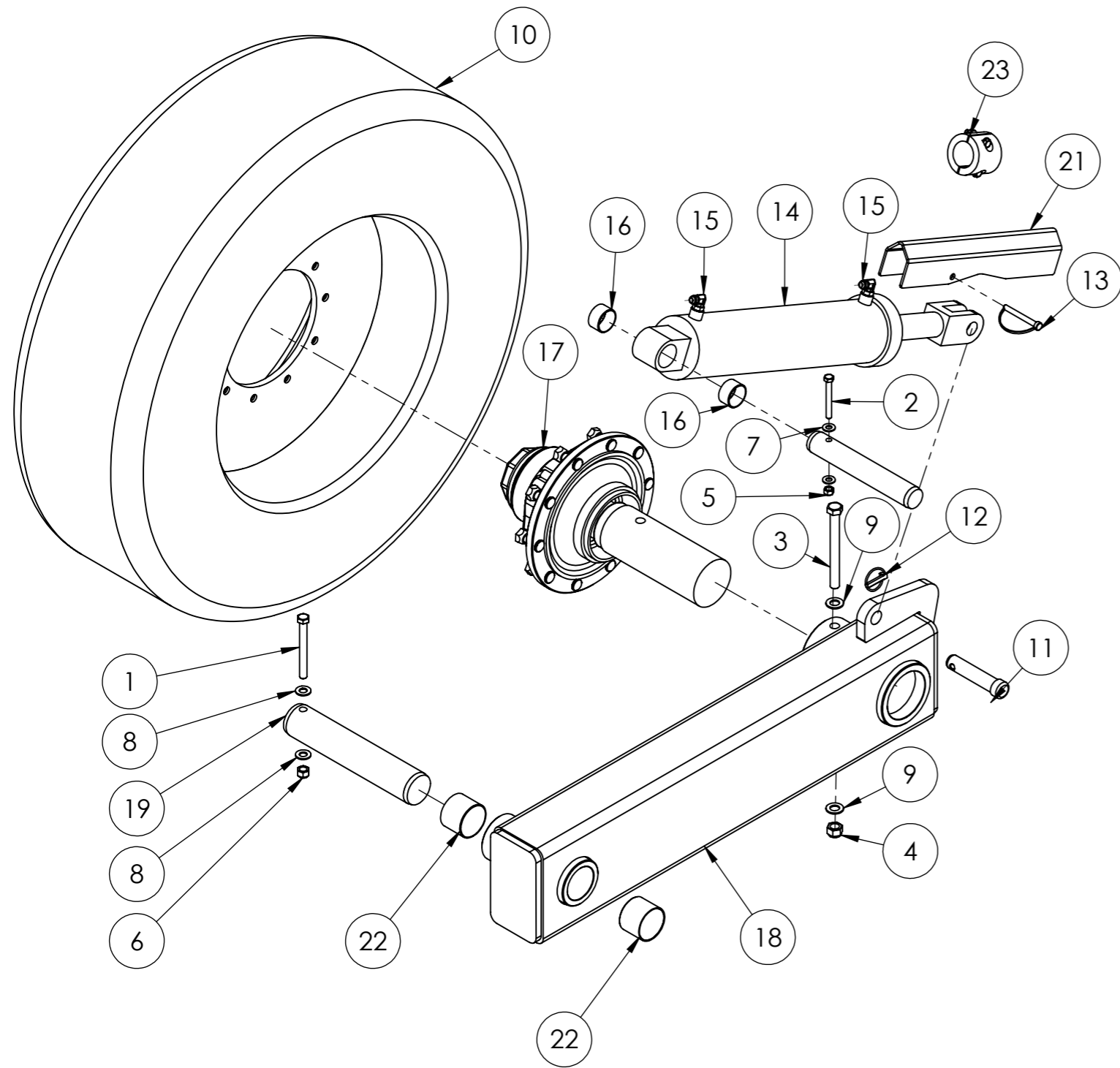
SHEET:
 1 OF 1 38

31/08/2016

A
B
C
D

A
B
C
D

1 2 3 4 5 6



ITEM NO.	PART NUMBER	DESCRIPTION	Default/ QTY.
1	133-4101	M16 x 150 HEX BOLT ZINC GR8.8	1
2	133-4109	M12 x 100 HEX BOLT ZINC GR8.8	1
3	133-4120	M20 x 200 HEX BOLT ZINC GR8.8	1
4	134-1046	M20 HEX NYLOCK NUT ZINC PLATED GR 8.8	1
5	134-4016	M12 HEX NYLOCK NUT ZINC PLATED GR 8.8	1
6	134-4023	M16 HEX NYLOCK NUT ZINC PLATED GR 8.8	1
7	135-3012	WASHER FLAT M12	2
8	135-3036	WASHER FLAT M16	2
9	135-3040	WASHER FLAT M20	2
10	139-3126	TYRE 15.5/80-24 (16) 163A8/169A6 GRIP STAR	1
11	140-0006	PIN CLEVIS 1 1/4" 115mm CYLINDER	1
12	140-0041	LYNCHPIN 11mm 42mm	1
13	140-4110	SHAFT LOCKING PIN 12x80mm	1
14	153-3060	5" BORE 55mm ROD 20" STROKE PHASING CYLINDER	1
15	154-4070	HYD FITTING ELBOW 3/4" JIC MALE, 3/4" UN O RING MALE, 90° ELBOW	2
16	580-4104	BUSH ID 50, OD 55, Length 30	2
17	603-2040	AP91 AXLE AND STUB ASSEMBLY	1
18	603-3040	AP91 MIDDLE SECTION RH AXLE WELDED ASSEMBLY	1
19	603-4060	AP91 WHEEL ARM PIN	1
20	603-4061	AP91 WHEEL CYLINDER PIN	1
21	603-4063	WHEEL RAM STOP	1
22	603-4207	BUSH 75mm	2
23	603-3056	HYD CYLINDER CHOCK, suits 55mm BAR, 150mm OFFSET	1


**FOR AP81 LEVELING BAR HITCH OPTION,
REMOVE 3.5" BORE PHASING CYLINDER**

AGROWFLOW
 COPYRIGHT RESERVED
 THIS DRAWING IS THE PROPERTY AGROWFLOW PTY LTD, AND IS SUBJECT TO RETURN UPON DEMAND. IT IS SUBMITTED FOR USE ONLY IN CONNECTION WITH PROPOSALS OR CONTRACTS OF THIS ORGANISATION UPON THE EXPRESS CONDITION THAT IT IS NOT TO BE USED DIRECTLY OR INDIRECTLY IN ANY WAY DETRIMENTAL TO THE INTERESTES OF AGROWFLOW PTY LTD.

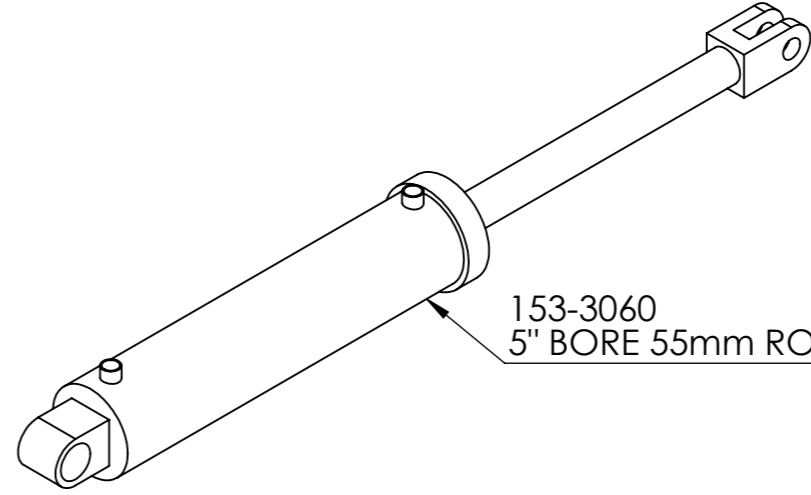
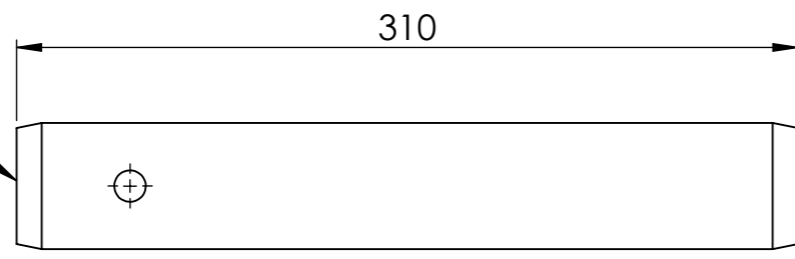
TITLE:
**AP81 WHEEL CENTER
 RH ASSEMBLY**

PART NUMBER
599-2013
 SHEET: PAGE:
 1 OF 2 39
 24-Jul-18

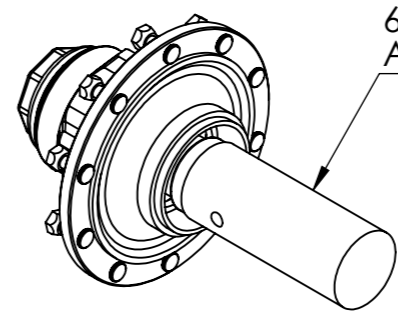
603-4060
AP91 WHEEL ARM PIN



603-4061
AP91 WHEEL CYLINDER PIN

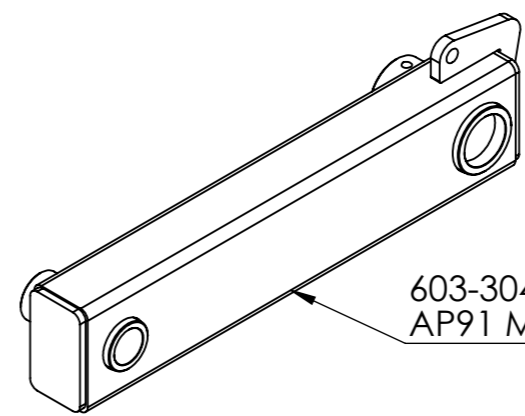
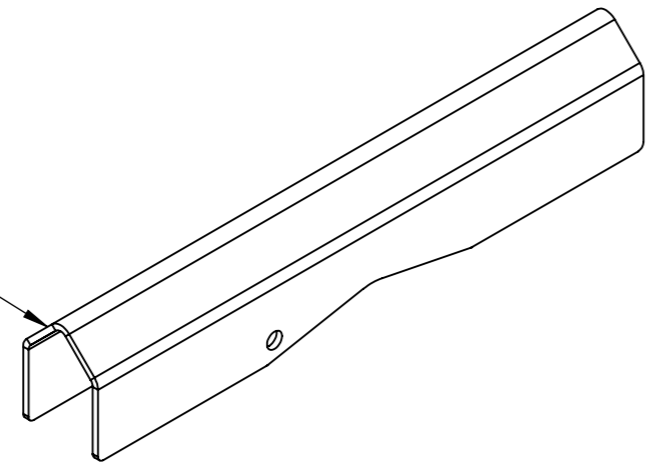


153-3060
5" BORE 55mm ROD 20" STROKE PHASING CYLINDER



603-2040
AP91 AXLE AND STUB ASSEMBLY

603-4063
WHEEL RAM STOP



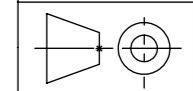
603-3040
AP91 MIDDLE SECTION RH AXLE WELDED ASSEMBLY

AGROWFLOW

COPYRIGHT RESERVED
THIS DRAWING IS THE PROPERTY AGROWFLOW PTY LTD, AND IS SUBJECT TO RETURN UPON DEMAND. IT IS SUBMITTED FOR USE ONLY IN CONNECTION WITH PROPOSALS OR CONTRACTS OF THIS ORGANISATION UPON THE EXPRESS CONDITION THAT IT IS NOT TO BE USED DIRECTLY OR INDIRECTLY IN ANY WAY DETRIMENTAL TO THE INTERESTES OF AGROWFLOW PTY LTD.

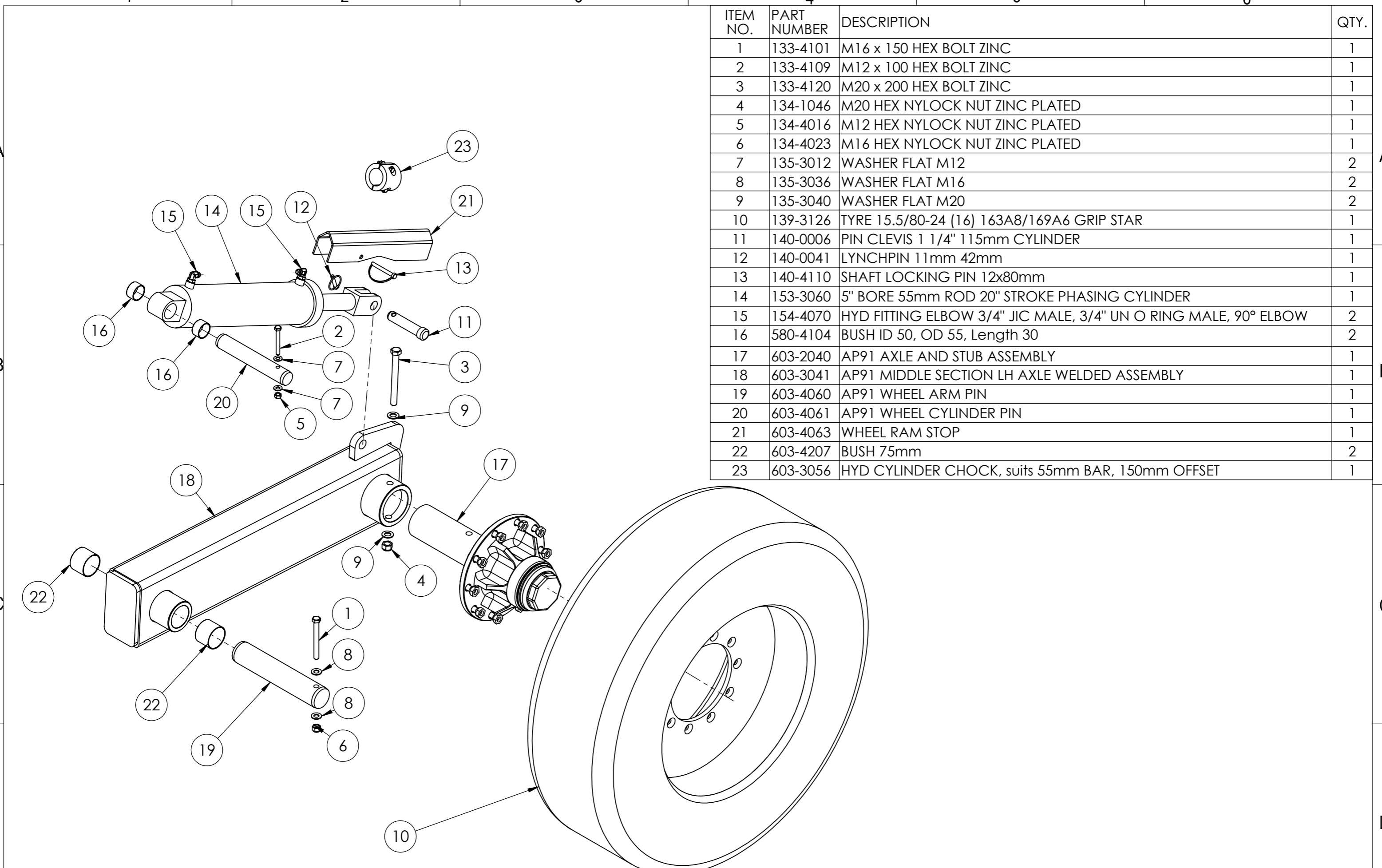
TITLE:
**AP81 WHEEL CENTER
RH ASSEMBLY**

PART NUMBER
599-2013



SHEET: PAGE:
2 OF 2 40

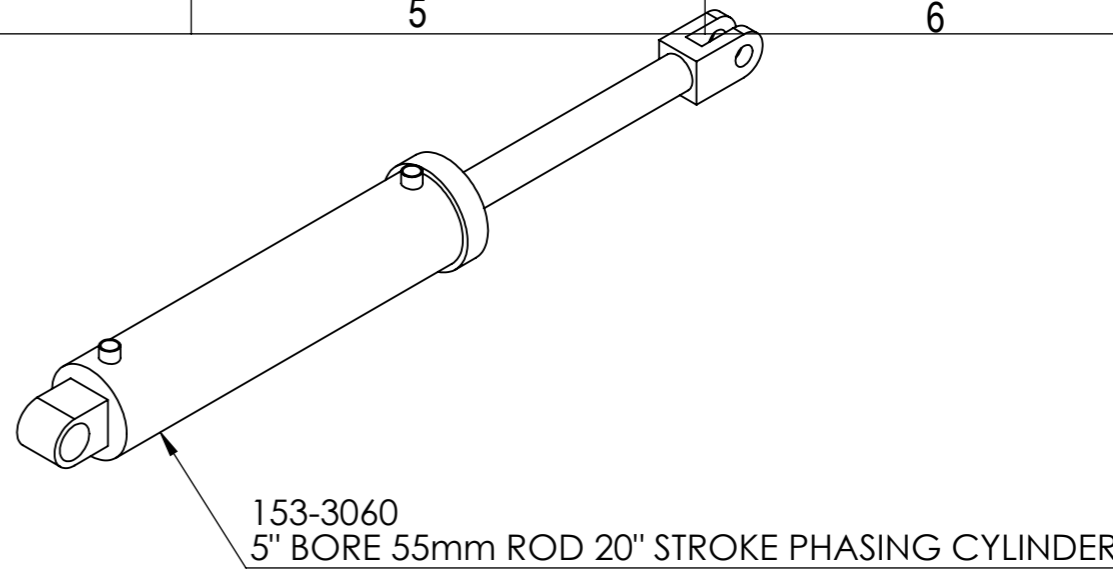
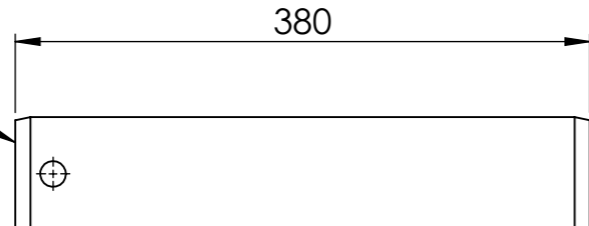
24-Jul-18



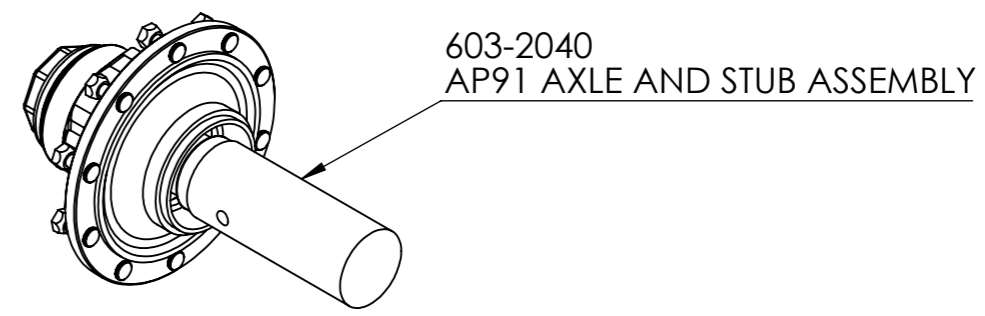
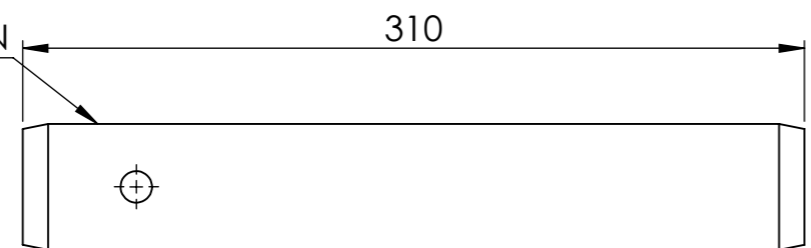
ITEM NO.	PART NUMBER	DESCRIPTION	QTY.
1	133-4101	M16 x 150 HEX BOLT ZINC	1
2	133-4109	M12 x 100 HEX BOLT ZINC	1
3	133-4120	M20 x 200 HEX BOLT ZINC	1
4	134-1046	M20 HEX NYLOCK NUT ZINC PLATED	1
5	134-4016	M12 HEX NYLOCK NUT ZINC PLATED	1
6	134-4023	M16 HEX NYLOCK NUT ZINC PLATED	1
7	135-3012	WASHER FLAT M12	2
8	135-3036	WASHER FLAT M16	2
9	135-3040	WASHER FLAT M20	2
10	139-3126	TYRE 15.5/80-24 (16) 163A8/169A6 GRIP STAR	1
11	140-0006	PIN CLEVIS 1 1/4" 115mm CYLINDER	1
12	140-0041	LYNCHPIN 11mm 42mm	1
13	140-4110	SHAFT LOCKING PIN 12x80mm	1
14	153-3060	5" BORE 55mm ROD 20" STROKE PHASING CYLINDER	1
15	154-4070	HYD FITTING ELBOW 3/4" JIC MALE, 3/4" UN O RING MALE, 90° ELBOW	2
16	580-4104	BUSH ID 50, OD 55, Length 30	2
17	603-2040	AP91 AXLE AND STUB ASSEMBLY	1
18	603-3041	AP91 MIDDLE SECTION LH AXLE WELDED ASSEMBLY	1
19	603-4060	AP91 WHEEL ARM PIN	1
20	603-4061	AP91 WHEEL CYLINDER PIN	1
21	603-4063	WHEEL RAM STOP	1
22	603-4207	BUSH 75mm	2
23	603-3056	HYD CYLINDER CHOCK, suits 55mm BAR, 150mm OFFSET	1

AGROWFLOW COPYRIGHT RESERVED THIS DRAWING IS THE PROPERTY AGROWFLOW PTY LTD, AND IS SUBJECT TO RETURN UPON DEMAND. IT IS SUBMITTED FOR USE ONLY IN CONNECTION WITH PROPOSALS OR CONTRACTS OF THIS ORGANISATION UPON THE EXPRESS CONDITION THAT IT IS NOT TO BE USED DIRECTLY OR INDIRECTLY IN ANY WAY DETRIMENTAL TO THE INTERESTES OF AGROWFLOW PTY LTD.	TITLE: AP81 WHEEL CENTER LH ASSEMBLY	PART NUMBER 599-2014
	29-May-17	

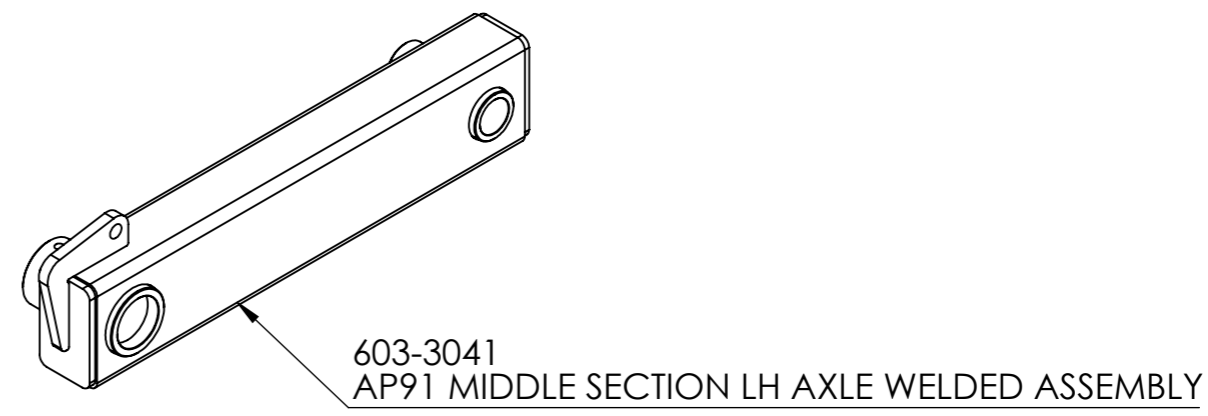
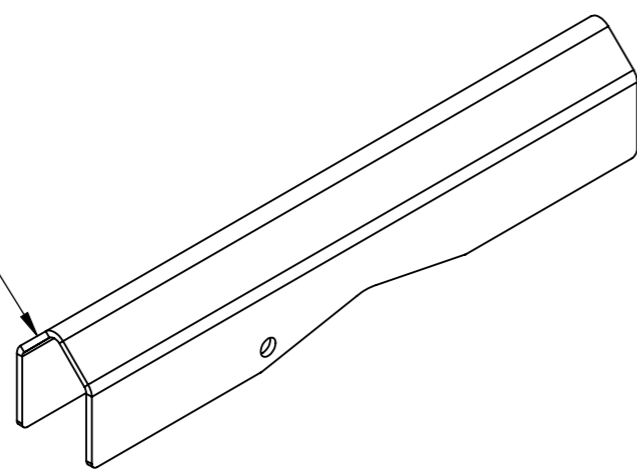
603-4060
AP91 WHEEL ARM PIN



603-4061
AP91 WHEEL CYLINDER PIN



603-4063
WHEEL RAM STOP



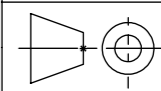
AGROWFLOW
COPYRIGHT RESERVED
THIS DRAWING IS THE PROPERTY AGROWFLOW PTY LTD, AND IS SUBJECT TO RETURN UPON DEMAND. IT IS SUBMITTED FOR USE ONLY IN CONNECTION WITH PROPOSALS OR CONTRACTS OF THIS ORGANISATION UPON THE EXPRESS CONDITION THAT IT IS NOT TO BE USED DIRECTLY OR INDIRECTLY IN ANY WAY DETRIMENTAL TO THE INTERESTES OF AGROWFLOW PTY LTD.

TITLE:
**AP81 WHEEL CENTER
LH ASSEMBLY**

PART NUMBER
599-2014

SHEET: PAGE:
2 OF 2 42

29-May-17



A

A

B

B

C

C

D

D

1

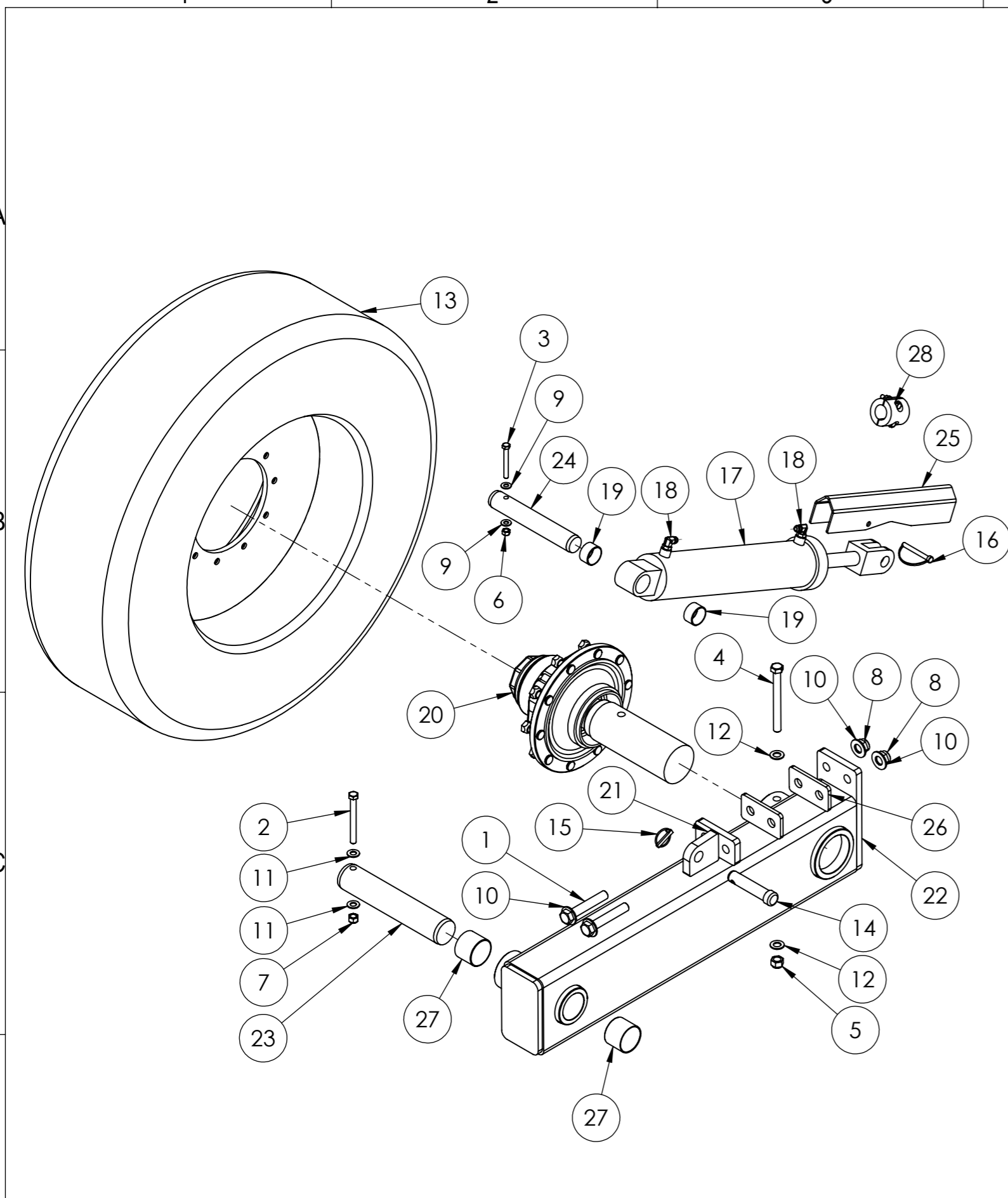
2

3

4

5

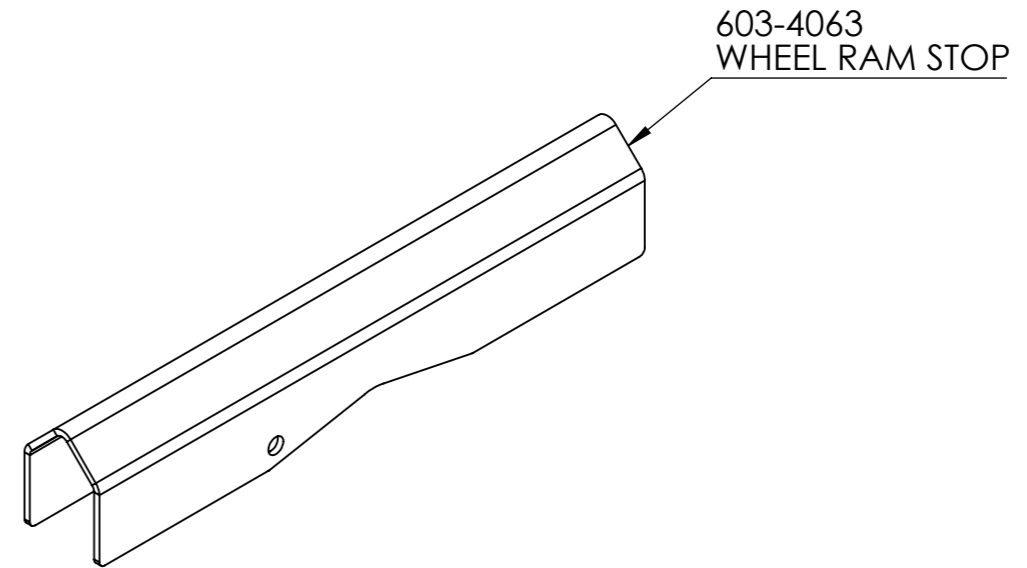
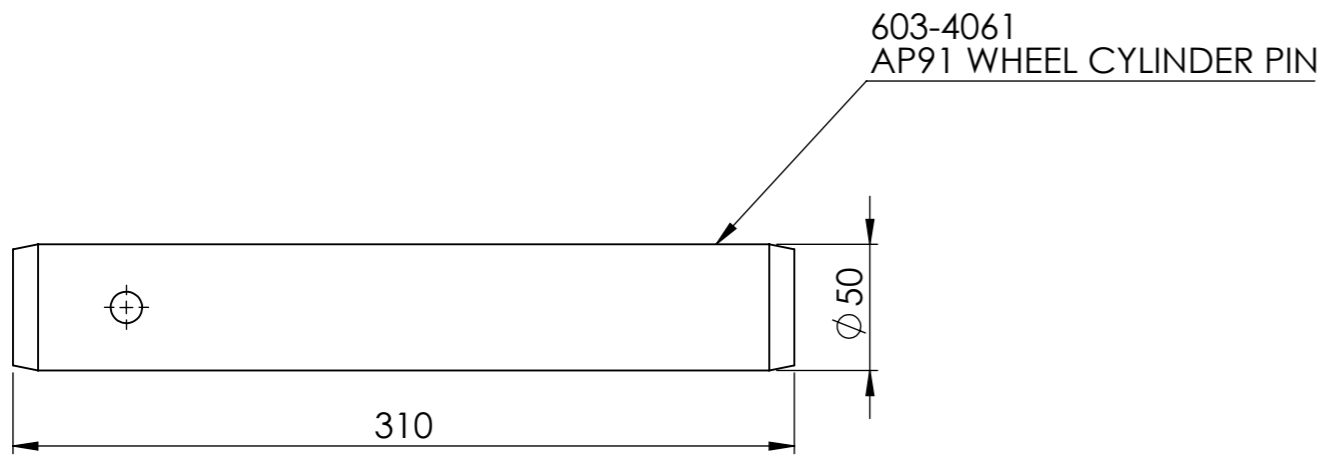
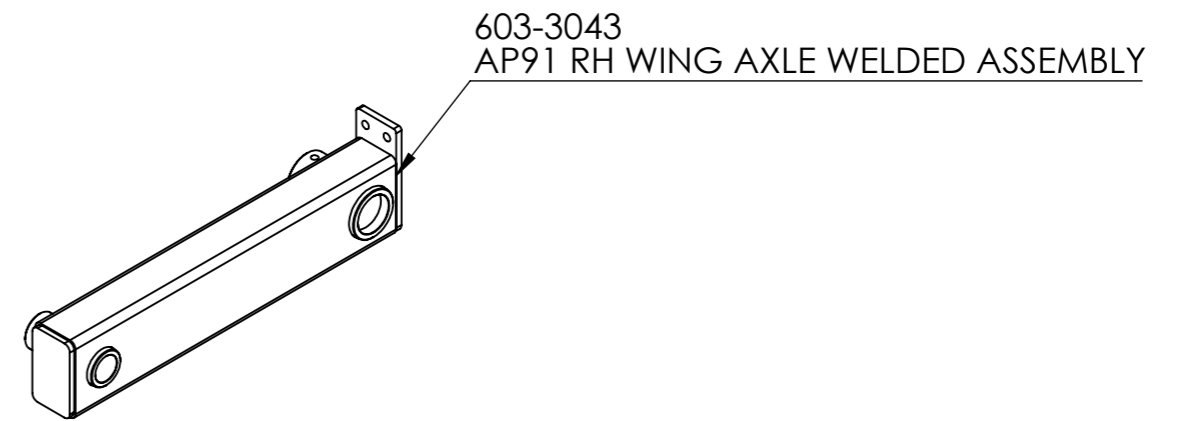
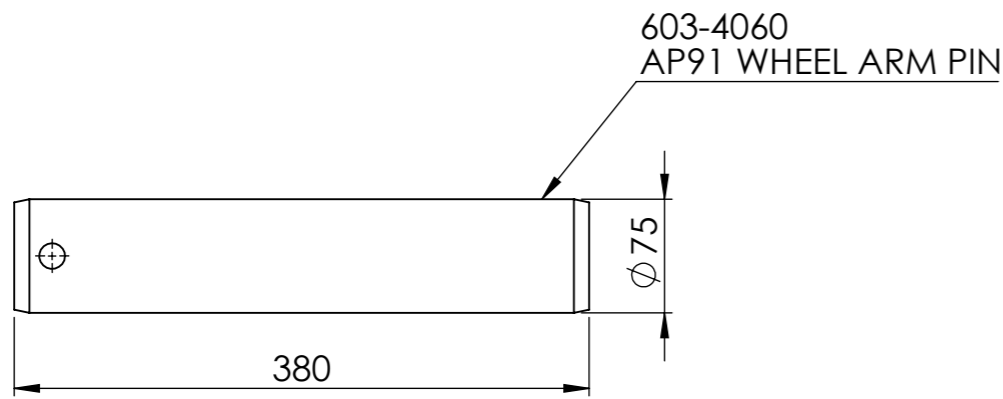
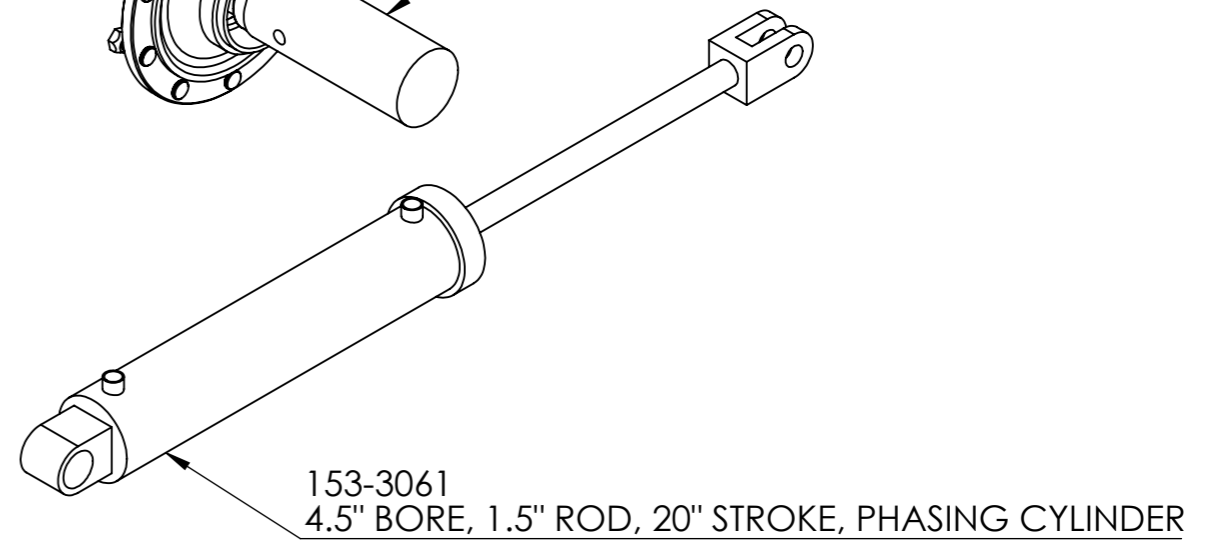
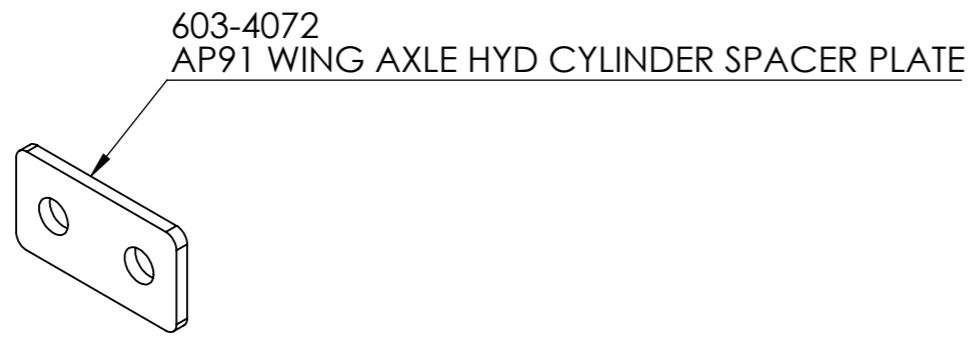
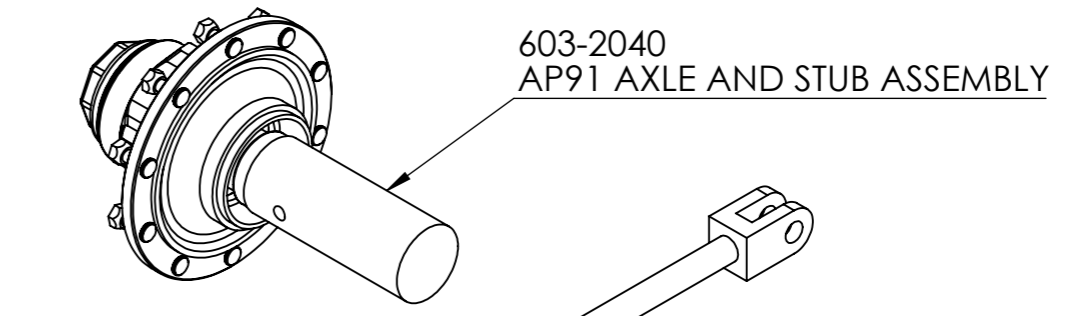
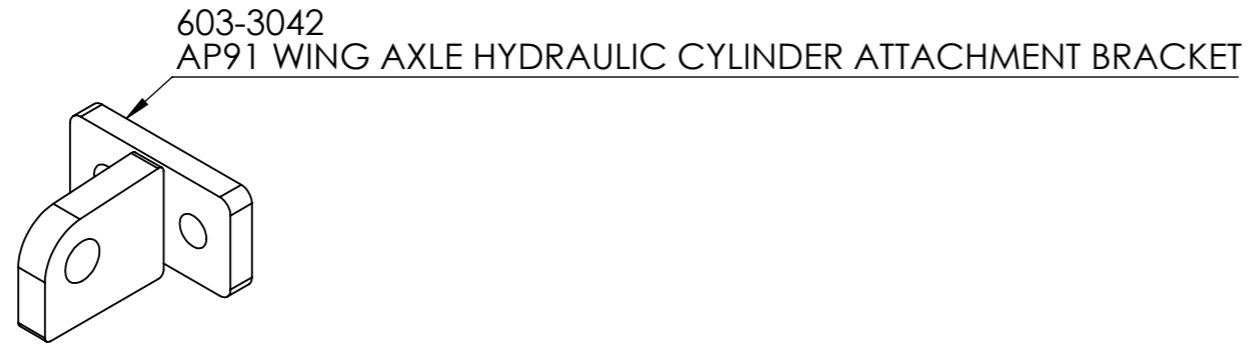
6



ITEM NO.	PART NUMBER	DESCRIPTION	Default t/ QTY.
1	113-4112	M24 x 140 HEX BOLT ZINC	2
2	133-4101	M16 x 150 HEX BOLT ZINC	1
3	133-4109	M12 x 100 HEX BOLT ZINC	1
4	133-4120	M20 x 200 HEX BOLT ZINC	1
5	134-1046	M20 HEX NYLOCK NUT ZINC PLATED	1
6	134-4016	M12 HEX NYLOCK NUT ZINC PLATED	1
7	134-4023	M16 HEX NYLOCK NUT ZINC PLATED	1
8	134-4042	M24 HEX NYLOCK NUT GRADE 8.8 ZINC PLATED	2
9	135-3012	WASHER FLAT M12	2
10	135-3023	FLAT WASHER M24	4
11	135-3036	WASHER FLAT M16	2
12	135-3040	WASHER FLAT M20	2
13	139-3126	TYRE 15.5/80-24 (16) 163A8/169A6 GRIP STAR	1
14	140-0006	PIN CLEVIS 1 1/4" 115mm CYLINDER	1
15	140-0041	LYNCHPIN 11mm 42mm	1
16	140-4110	SHAFT LOCKING PIN 12x80mm	1
17	153-3061	4.5" BORE, 1.5" ROD, 20" STROKE, PHASING CYLINDER	1
18	154-4070	HYD FITTING ELBOW 3/4" JIC MALE, 3/4" UN O RING MALE, 90° ELBOW	2
19	580-4104	BUSH ID 50, OD 55, Length 30	2
20	603-2040	AP91 AXLE AND STUB ASSEMBLY	1
21	603-3042	AP91 WING AXLE HYDRAULIC CYLINDER ATTACHMENT BRACKET	1
22	603-3043	AP91 RH WING AXLE WELDED ASSEMBLY	1
23	603-4060	AP91 WHEEL ARM PIN	1
24	603-4061	AP91 WHEEL CYLINDER PIN	1
25	603-4063	WHEEL RAM STOP	1
26	603-4072	AP91 WING AXLE HYD CYLINDER SPACER PLATE	4
27	603-4207	BUSH 75mm	2
28	603-3057	HYD CYLINDER CHOCK, suits 38.1mm BAR, 150mm OFFSET	1

NOTE: 2 SPARES SPACER PLATES 603-4072 ARE IN TOOLBOX

<p align="center">AGROWFLOW</p> <p align="center">COPYRIGHT RESERVED</p> <p align="center">THIS DRAWING IS THE PROPERTY AGROWFLOW PTY LTD, AND IS SUBJECT TO RETURN UPON DEMAND. IT IS SUBMITTED FOR USE ONLY IN CONNECTION WITH PROPOSALS OR CONTRACTS OF THIS ORGANISATION UPON THE EXPRESS CONDITION THAT IT IS NOT TO BE USED DIRECTLY OR INDIRECTLY IN ANY WAY DETRIMENTAL TO THE INTERESTES OF AGROWFLOW PTY LTD.</p>	<p>TITLE:</p> <p align="center">AP81 WHEEL WING RH ASSEMBLY</p>	<p>PART NUMBER</p> <p align="center">599-2015</p>
	<p>14-Jun-17</p>	<p>SHEET: PAGE:</p> <p align="center">1 OF 2 43</p>



AGROWFLOW
 COPYRIGHT RESERVED
 THIS DRAWING IS THE PROPERTY AGROWFLOW PTY LTD, AND IS SUBJECT TO RETURN UPON DEMAND. IT IS SUBMITTED FOR USE ONLY IN CONNECTION WITH PROPOSALS OR CONTRACTS OF THIS ORGANISATION UPON THE EXPRESS CONDITION THAT IT IS NOT TO BE USED DIRECTLY OR INDIRECTLY IN ANY WAY DETRIMENTAL TO THE INTERESTES OF AGROWFLOW PTY LTD.

TITLE:
**AP81 WHEEL WING
 RH ASSEMBLY**

PART NUMBER
599-2015

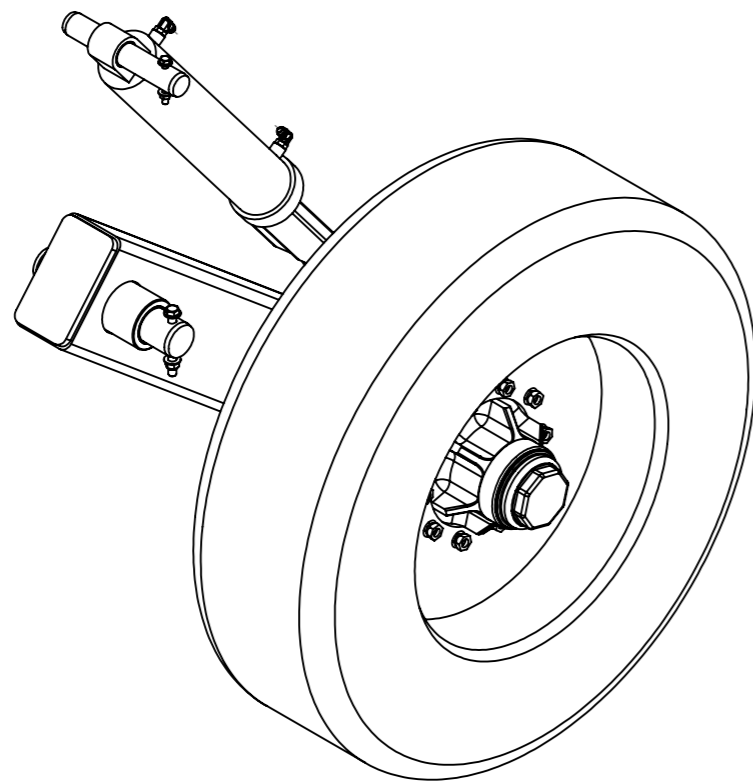
SHEET: PAGE:
 2 OF 2 44

14-Jun-17

A
B
C
D

A
B
C
D

1 2 3 4 5 6



ASSEMBLY IS MIRROR OF 599-2015

ITEM NO.	PART NUMBER	DESCRIPTION	Default/Qty.
1	113-4112	M24 x 140 HEX BOLT ZINC	2
2	133-4101	M16 x 150 HEX BOLT ZINC	1
3	133-4109	M12 x 100 HEX BOLT ZINC	1
4	133-4120	M20 x 200 HEX BOLT ZINC	1
5	134-1046	M20 HEX NYLOCK NUT ZINC PLATED	1
6	134-4017	M12 HEX NUT ZINC PLATED	1
7	134-4023	M16 HEX NYLOCK NUT ZINC PLATED	1
8	134-4042	M24 HEX NYLOCK NUT GRADE 8.8 ZINC PLATED	2
9	135-3012	WASHER FLAT M12	2
10	135-3023	FLAT WASHER M24	4
11	135-3036	WASHER FLAT M16	2
12	135-3040	WASHER FLAT M20	2
13	139-3126	TYRE 15.5/80-24 (16) 163A8/169A6 GRIP STAR	1
14	140-0006	PIN CLEVIS 1 1/4" 115mm CYLINDER	1
15	140-0041	LYNCHPIN 11mm 42mm	1
16	140-4110	SHAFT LOCKING PIN 12x80mm	1
17	153-3061	4.5" BORE, 1.5" ROD, 20" STROKE, PHASING CYLINDER	1
18	154-4070	HYD FITTING ELBOW 3/4" JIC MALE, 3/4" UN O RING MALE, 90° ELBOW	2
19	580-4104	BUSH ID 50, OD 55, Length 30	2
20	603-2040	AP91 AXLE AND STUB ASSEMBLY	1
21	603-3042	AP91 WING AXLE HYDRAULIC CYLINDER ATTACHMENT BRACKET	1
22	603-3044	AP91 LH WING AXLE WELDED ASSEMBLY	1
23	603-4060	AP91 WHEEL ARM PIN	1
24	603-4061	AP91 WHEEL CYLINDER PIN	1
25	603-4063	WHEEL RAM STOP	1
26	603-4072	AP91 WING AXLE HYD CYLINDER SPACER PLATE	4
27	603-4207	BUSH 75mm	2
28	603-3057	HYD CYLINDER CHOCK, suits 38.1mm BAR, 150mm OFFSET	1

<p>AGROWFLOW</p> <p><small>COPYRIGHT RESERVED</small></p> <p><small>THIS DRAWING IS THE PROPERTY AGROWFLOW PTY LTD, AND IS SUBJECT TO RETURN UPON DEMAND. IT IS SUBMITTED FOR USE ONLY IN CONNECTION WITH PROPOSALS OR CONTRACTS OF THIS ORGANISATION UPON THE EXPRESS CONDITION THAT IT IS NOT TO BE USED DIRECTLY OR INDIRECTLY IN ANY WAY DETRIMENTAL TO THE INTERESTES OF AGROWFLOW PTY LTD.</small></p>	<p>TITLE:</p> <p>AP81 WHEEL WING LH ASSEMBLY</p>	<p>PART NUMBER</p> <p>599-2016</p>
	<p>29-May-17</p>	

1

2

3

4

5

6

A

A

B

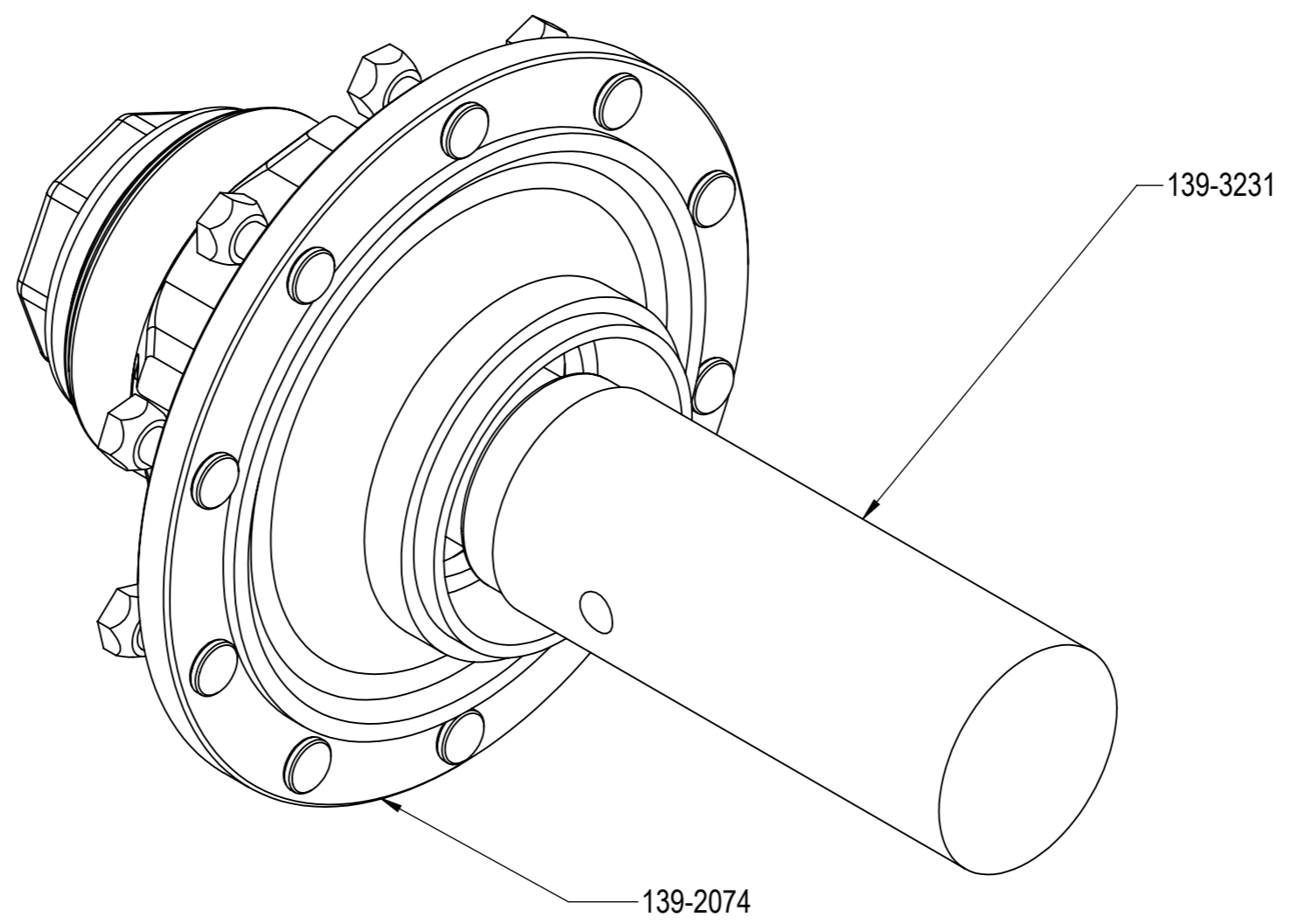
B

C

C

D

D



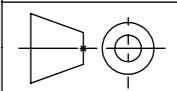
AGROWFLOW
 COPYRIGHT RESERVED
 THIS DRAWING IS THE PROPERTY AGROWFLOW PTY LTD, AND IS SUBJECT TO RETURN UPON DEMAND. IT IS SUBMITTED FOR USE ONLY IN CONNECTION WITH PROPOSALS OR CONTRACTS OF THIS ORGANISATION UPON THE EXPRESS CONDITION THAT IT IS NOT TO BE USED DIRECTLY OR INDIRECTLY IN ANY WAY DETRIMENTAL TO THE INTERESTES OF AGROWFLOW PTY LTD.

TITLE:
AP91 AXEL AND STUB ASSEMBLY

PART NUMBER
603-2040

SHEET: PAGE:
 1 OF 1 46

29-May-17



1

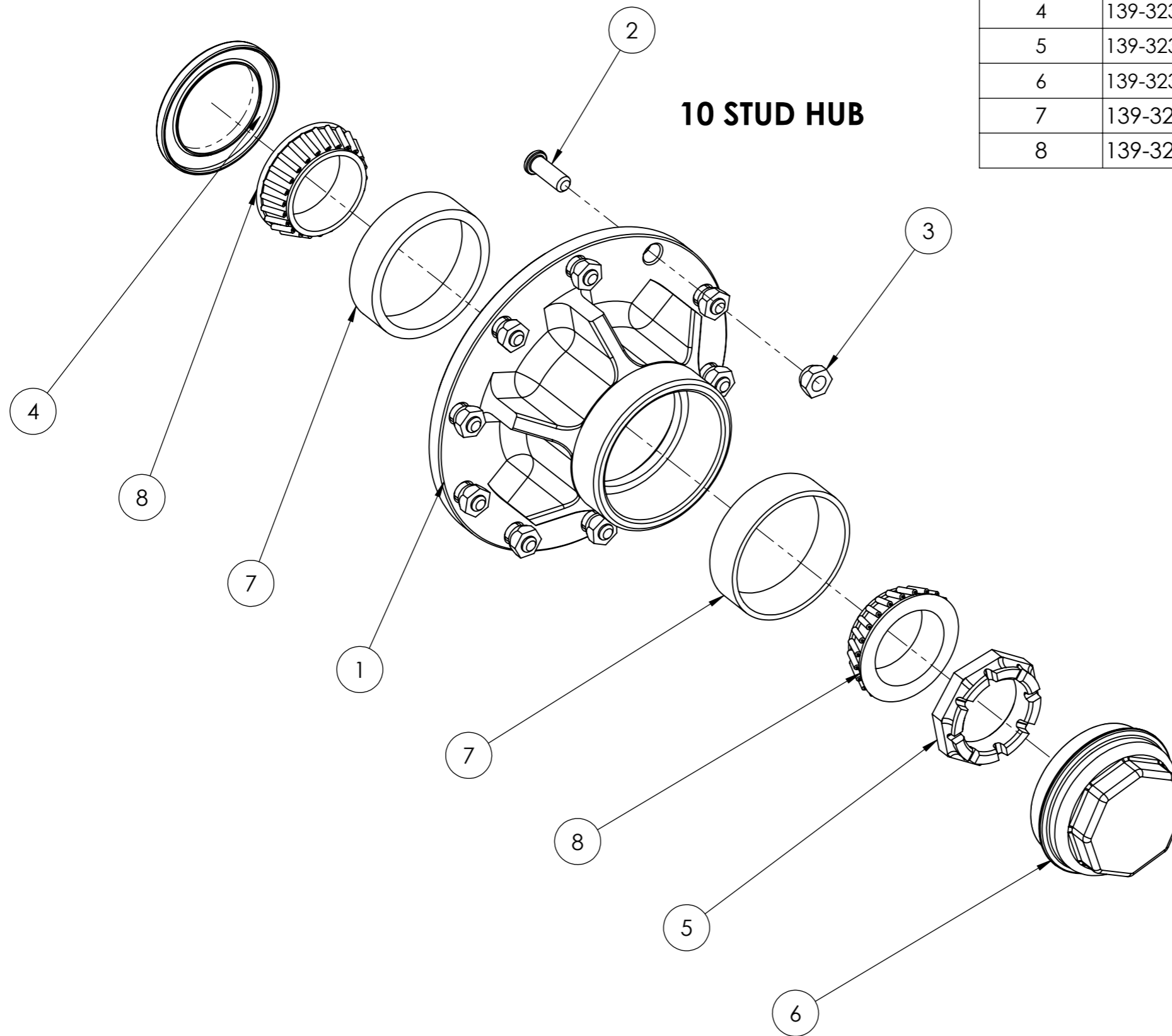
2

3

4

5

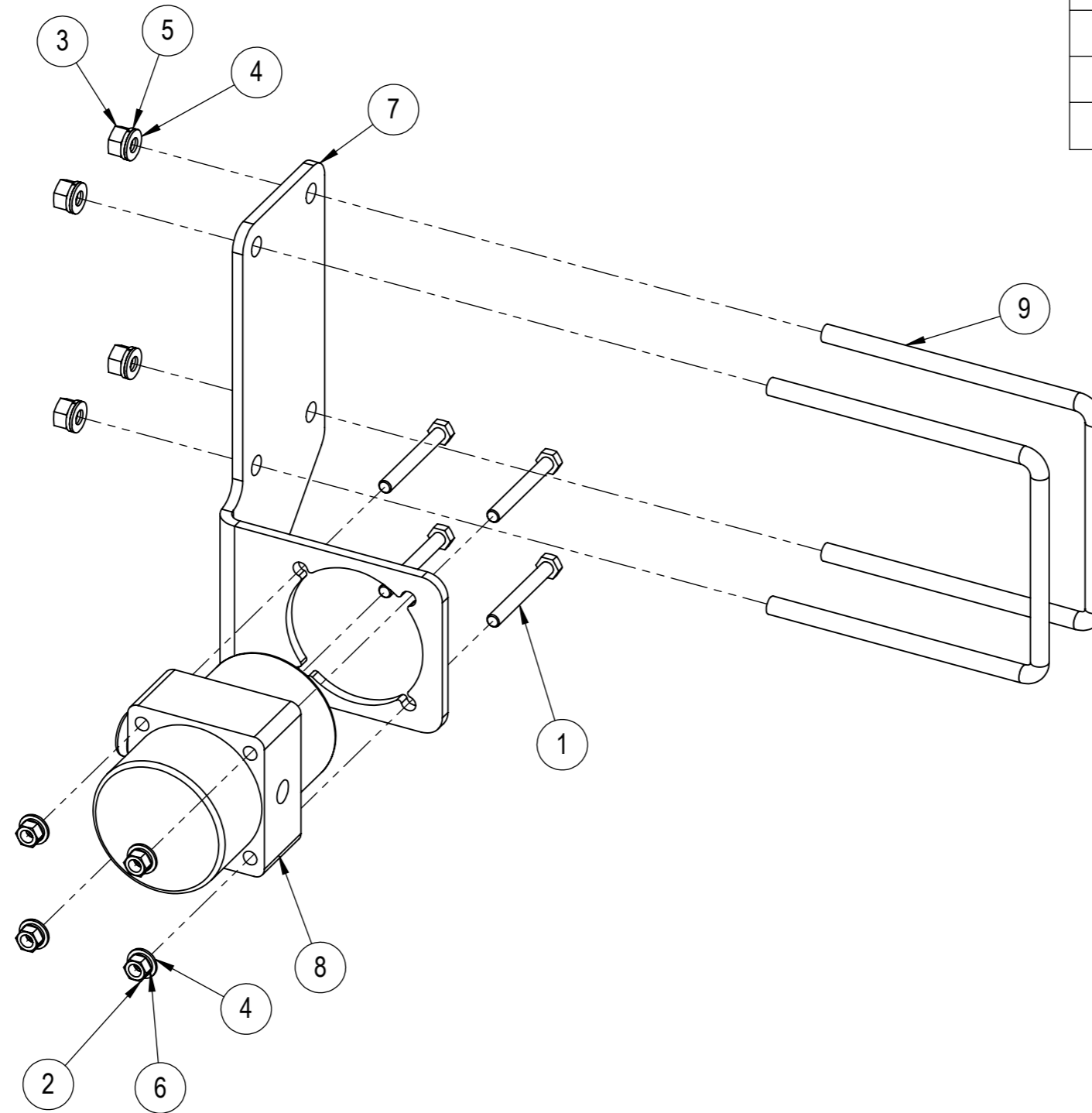
6



ITEM NO.	PART NUMBER	DESCRIPTION	QTY.
1	139-3230	10 STUD HUB PART	1
2	139-3232	WHEEL STUD M22x94 FINE THREAD	10
3	139-3233	WHEEL NUT M22	10
4	139-3234	SEAL 155OD 130ID	1
5	139-3235	10 STUD HUB CASTLE NUT	1
6	139-3236	10 STUD HUB CAP	1
7	139-3237	10 STUD HUB BEARING CUP	2
8	139-3238	10 STUD HUB BEARING CONE	2

<p>AGROWFLOW</p> <p><small>COPYRIGHT RESERVED</small></p> <p><small>THIS DRAWING IS THE PROPERTY AGROWFLOW PTY LTD, AND IS SUBJECT TO RETURN UPON DEMAND. IT IS SUBMITTED FOR USE ONLY IN CONNECTION WITH PROPOSALS OR CONTRACTS OF THIS ORGANISATION UPON THE EXPRESS CONDITION THAT IT IS NOT TO BE USED DIRECTLY OR INDIRECTLY IN ANY WAY DETRIMENTAL TO THE INTERESTES OF AGROWFLOW PTY LTD.</small></p>	<p>TITLE:</p> <p>10 STUD HUB ASSEMBLY</p>	<p>PART NUMBER</p> <p>139-2074</p>
	<p>16/05/2017</p>	<p>SHEET: 1 OF 1</p> <p>PAGE: 47</p>

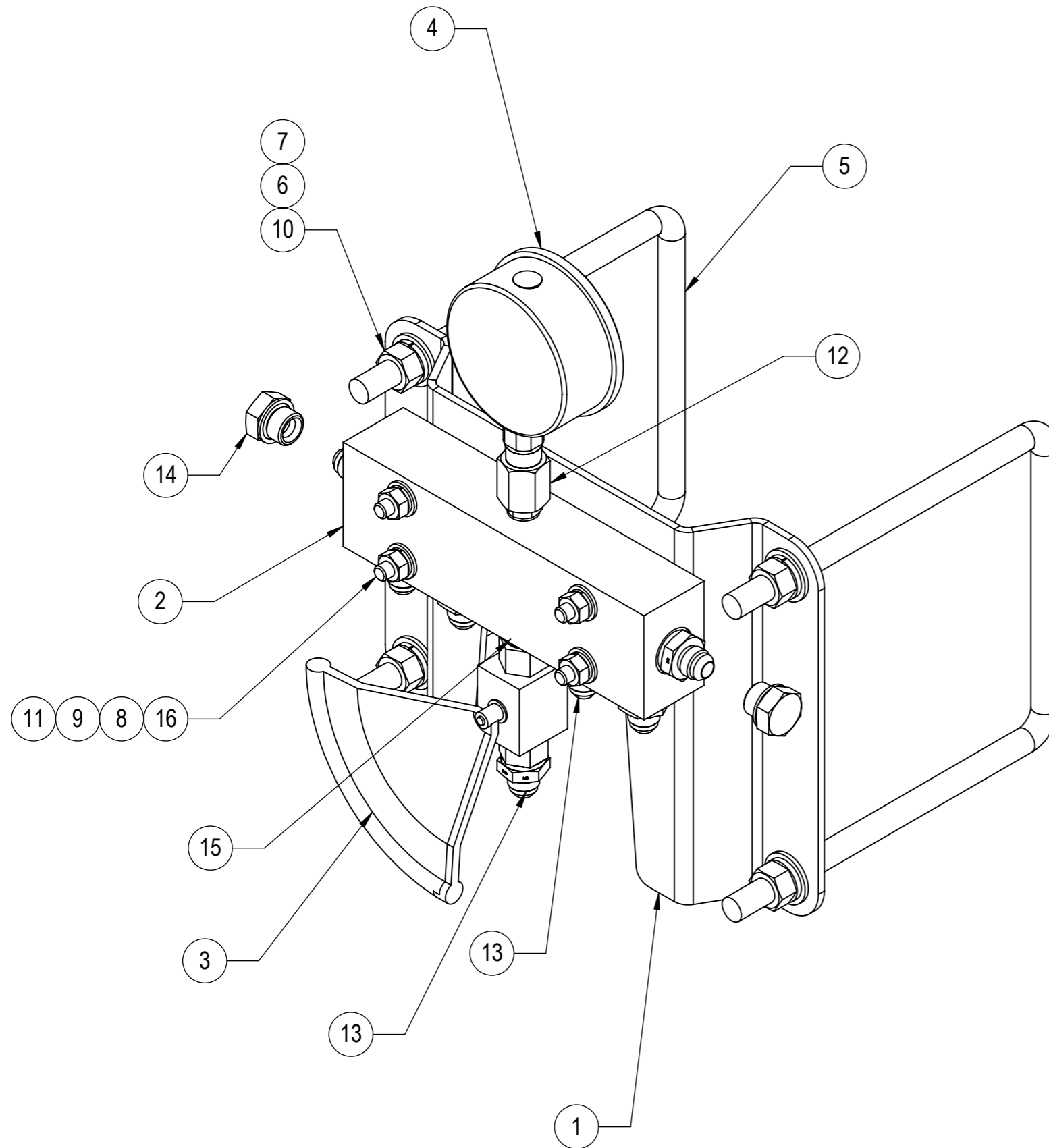
ITEM NO.	PART NUMBER	DESCRIPTION	QTY.
1	133-4109	M12 x 100 HEX BOLT ZINC PLATED	4
2	134-4017	M12 HEX NUT ZINC PLATED	4
3	134-4022	M16 HEX NUT ZINC PLATED	4
4	135-3012	WASHER FLAT M12	8
5	135-3037	SPRING WASHER M16	4
6	135-3038	SPRING WASHER M12	4
7	603-4065	ROTARY FLOW DIVIDER MOUNTING PLATE	1
8	603-4066	ROTARY FLOW DIVIDER FD00181800	1
9	603-4208	U BOLT M16 x 200 ZINC PLATED	2



AGROWFLOW
 COPYRIGHT RESERVED
 THIS DRAWING IS THE PROPERTY AGROWFLOW PTY LTD, AND IS SUBJECT TO RETURN UPON DEMAND. IT IS SUBMITTED FOR USE ONLY IN CONNECTION WITH PROPOSALS OR CONTRACTS OF THIS ORGANISATION UPON THE EXPRESS CONDITION THAT IT IS NOT TO BE USED DIRECTLY OR INDIRECTLY IN ANY WAY DETRIMENTAL TO THE INTERESTES OF AGROWFLOW PTY LTD.

TITLE: **ROTARY FLOW DIVIDER ASSEMBLY**
 16/05/2017

PART NUMBER **603-2043**
 SHEET: PAGE: 1 OF 1 48

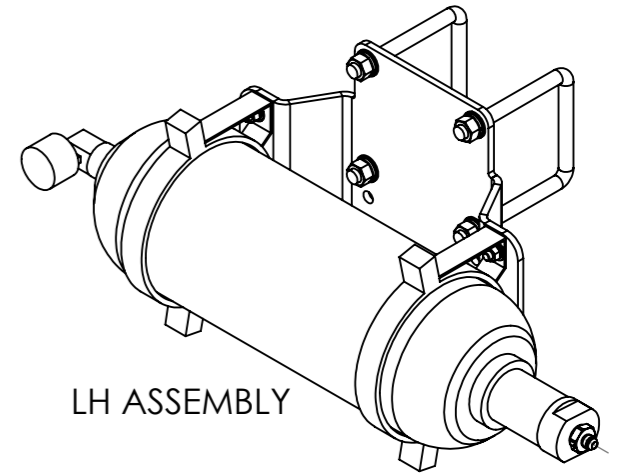
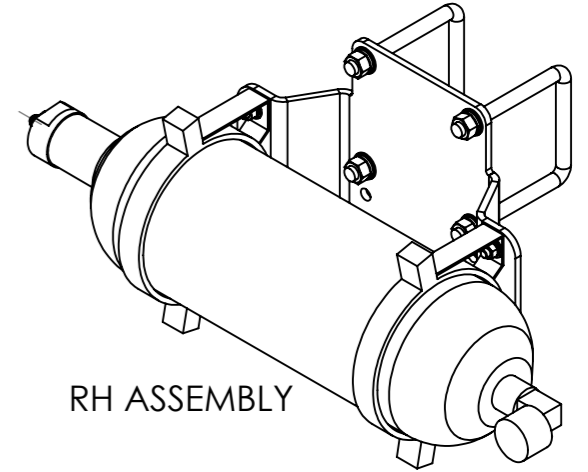
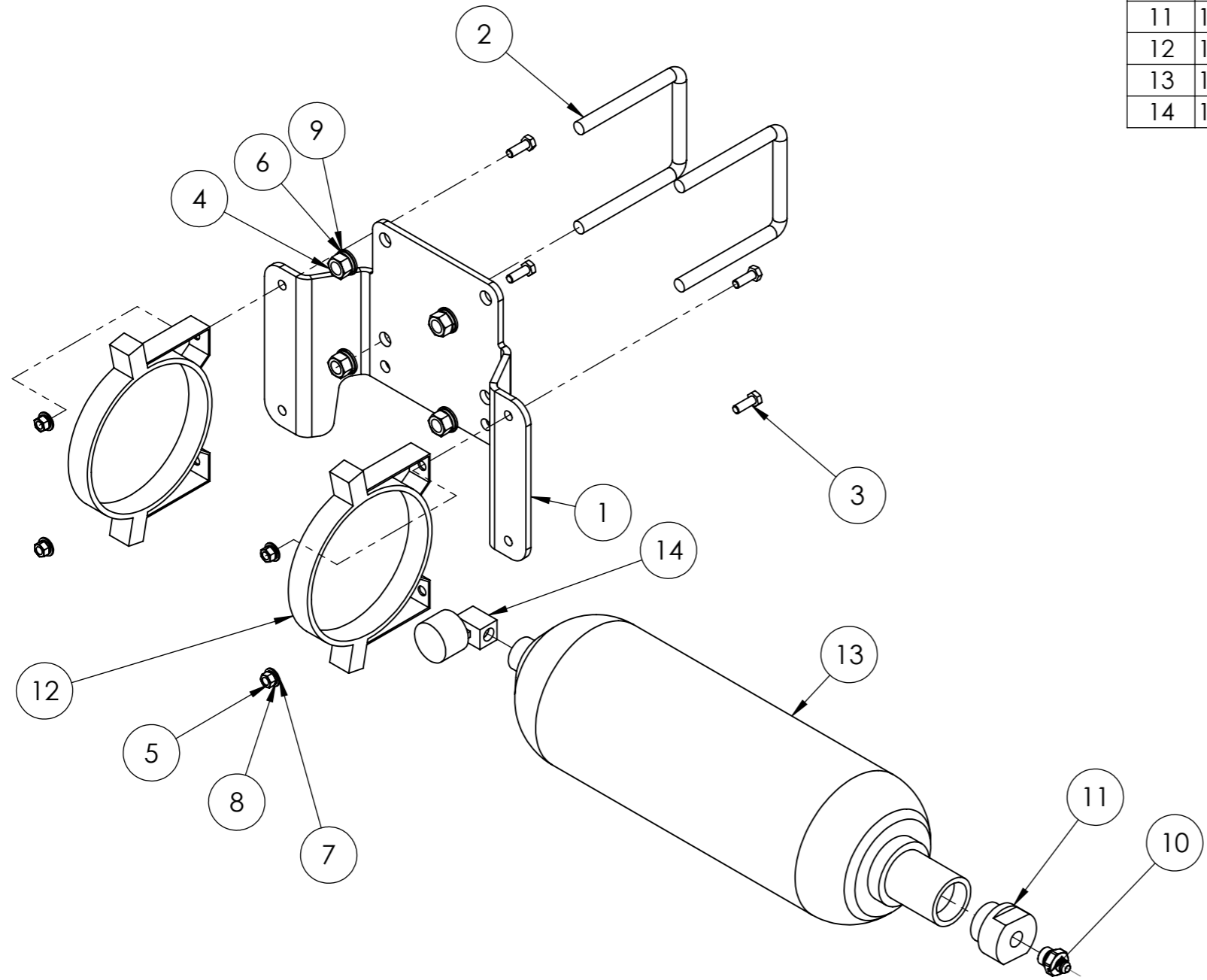


ITEM NO.	PART NUMBER	DESCRIPTION	QTY
1	603-4209	AP91 HYD MANIFOLD MOUNT	1
2	580-4042	HYDRAULIC MANIFOLD	1
3	154-4071	BALL VALVE 1/2" BSPP	1
4	154-0022	PRESSURE GAUGE 100mm FACE 400 BAR	1
5	603-4208	U BOLT M16 x 200 ZINC PLATED	2
6	135-3037	SPRING WASHER M16	4
7	135-3036	WASHER FLAT M16	4
8	134-0056	SPRING WASHER M10	4
9	134-0057	WASHER FLAT M10	4
10	134-4022	M16 HEX NUT ZINC PLATED	4
11	134-0055	M10 HEX NUT ZINC PLATED	4
12	154-4308	GAUGE ADAPTOR 1/2"BSPP (F) - 1/4"BSPP (M)	1
13	154-4072	HYD FITTING S74-0812	7
14	154-4244	HYDRAULIC PLUG 1/2"BSPP	4
15	154-4231	HYD ADAPTOR S46-0808	1
16	133-4051	M10 x 75 HEX BOLT ZINC PLATED	4

AMPLE CONNECTORS AND ADAPTORS ARE SPECIFIED IN THIS BOM TO SUIT ALL POSSIBLE CONFIGURATIONS OF HYDRAULIC SYSTEM. PARTS WILL BE OMITTED BASED ON HYDRAULIC LAYOUT.

<p>AGROWFLOW</p> <p><small>COPYRIGHT RESERVED</small></p> <p><small>THIS DRAWING IS THE PROPERTY AGROWFLOW PTY LTD, AND IS SUBJECT TO RETURN UPON DEMAND. IT IS SUBMITTED FOR USE ONLY IN CONNECTION WITH PROPOSALS OR CONTRACTS OF THIS ORGANISATION UPON THE EXPRESS CONDITION THAT IT IS NOT TO BE USED DIRECTLY OR INDIRECTLY IN ANY WAY DETRIMENTAL TO THE INTERESTES OF AGROWFLOW PTY LTD.</small></p>	<p>TITLE:</p> <p>AP91 HYD MANIFOLD ASSEMBLY</p>	<p>PART NUMBER</p> <p>603-2042</p>
	<p>16/05/2017</p>	<p>SHEET: PAGE:</p> <p>1 OF 1 49</p>

ITEM NO.	PART NUMBER	DESCRIPTION	Default/ QTY.
1	066-4008	20L ACCUMULATOR MOUNTING PLATE	1
2	130-4008	U BOLT M20 x 150 ZINC PLATED	2
3	133-1050	M12 x 35 HEX BOLT ZINC PLATED	4
4	134-1045	M20 HEX NUT ZINC PLATED	4
5	134-4017	M12 HEX NUT ZINC PLATED	4
6	135-1015	SPRING WASHER M20	4
7	135-3012	WASHER FLAT M12	4
8	135-3038	SPRING WASHER M12	4
9	135-3040	WASHER FLAT M20	4
10	154-4074	HYD ADAPTOR 3/4" BSP O RING MALE, 3/4" JIC MALE	1
11	154-4086	HYDRAULIC FLUID PORT REDUCING BUSHES 2" TO 3/4" BSPPF	1
12	154-4088	ACCUMULATOR CLAMP	2
13	154-4091	20L ACCUMULATOR	1
14	154-0020	ACCUMULATOR PRESSURE GAUGE	1



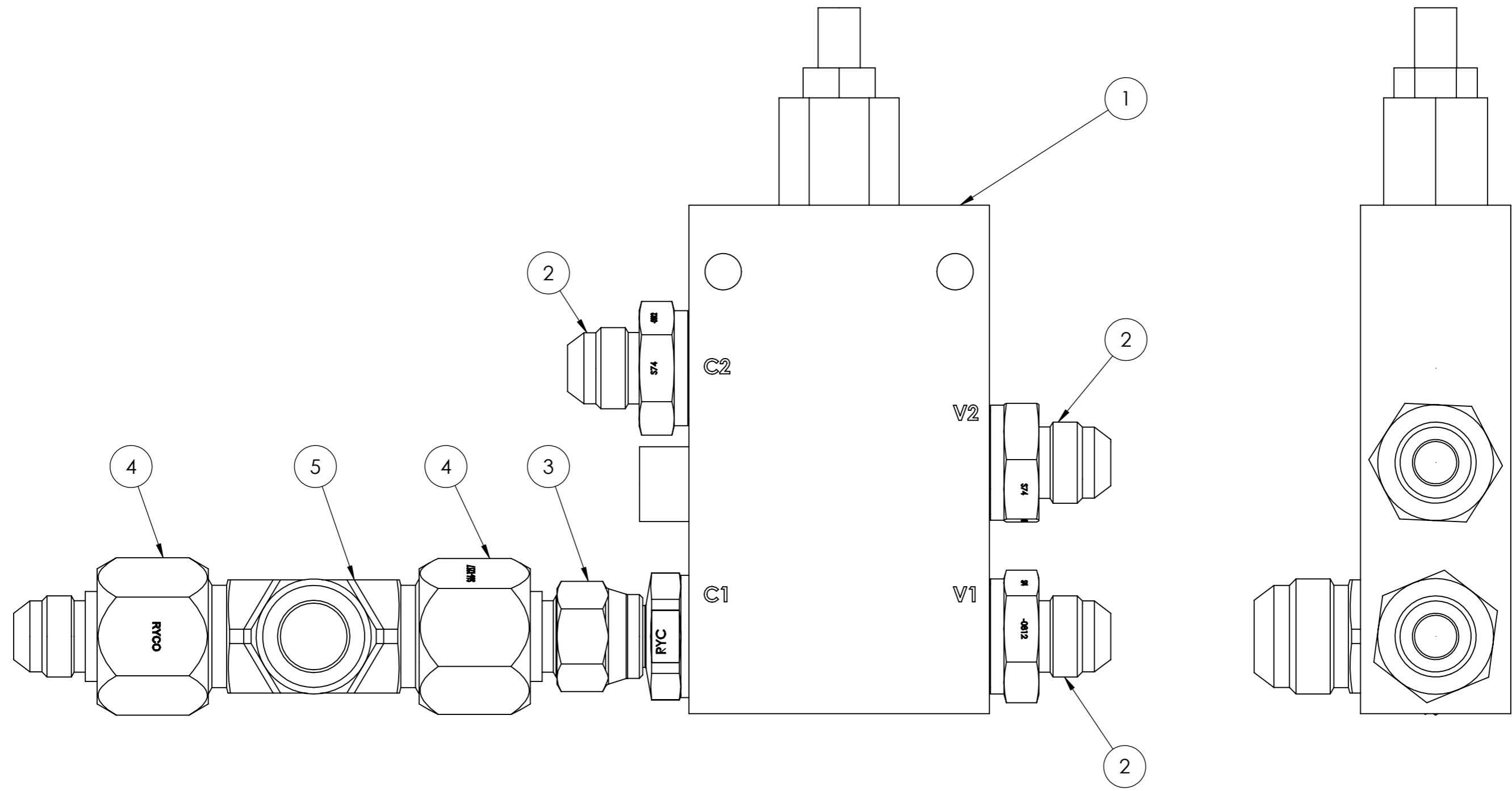
Accumulator standard factory pre charge pressure is:
 • #9 Shank - 115 bar (1660psi)
 • #8 Shank - 90bar (1300psi)

AGROWFLOW
 COPYRIGHT RESERVED
 THIS DRAWING IS THE PROPERTY AGROWFLOW PTY LTD, AND IS SUBJECT TO RETURN UPON DEMAND. IT IS SUBMITTED FOR USE ONLY IN CONNECTION WITH PROPOSALS OR CONTRACTS OF THIS ORGANISATION UPON THE EXPRESS CONDITION THAT IT IS NOT TO BE USED DIRECTLY OR INDIRECTLY IN ANY WAY DETRIMENTAL TO THE INTERESTES OF AGROWFLOW PTY LTD.

TITLE:
20L ACCUMULATOR KIT 150x150 MOUNT

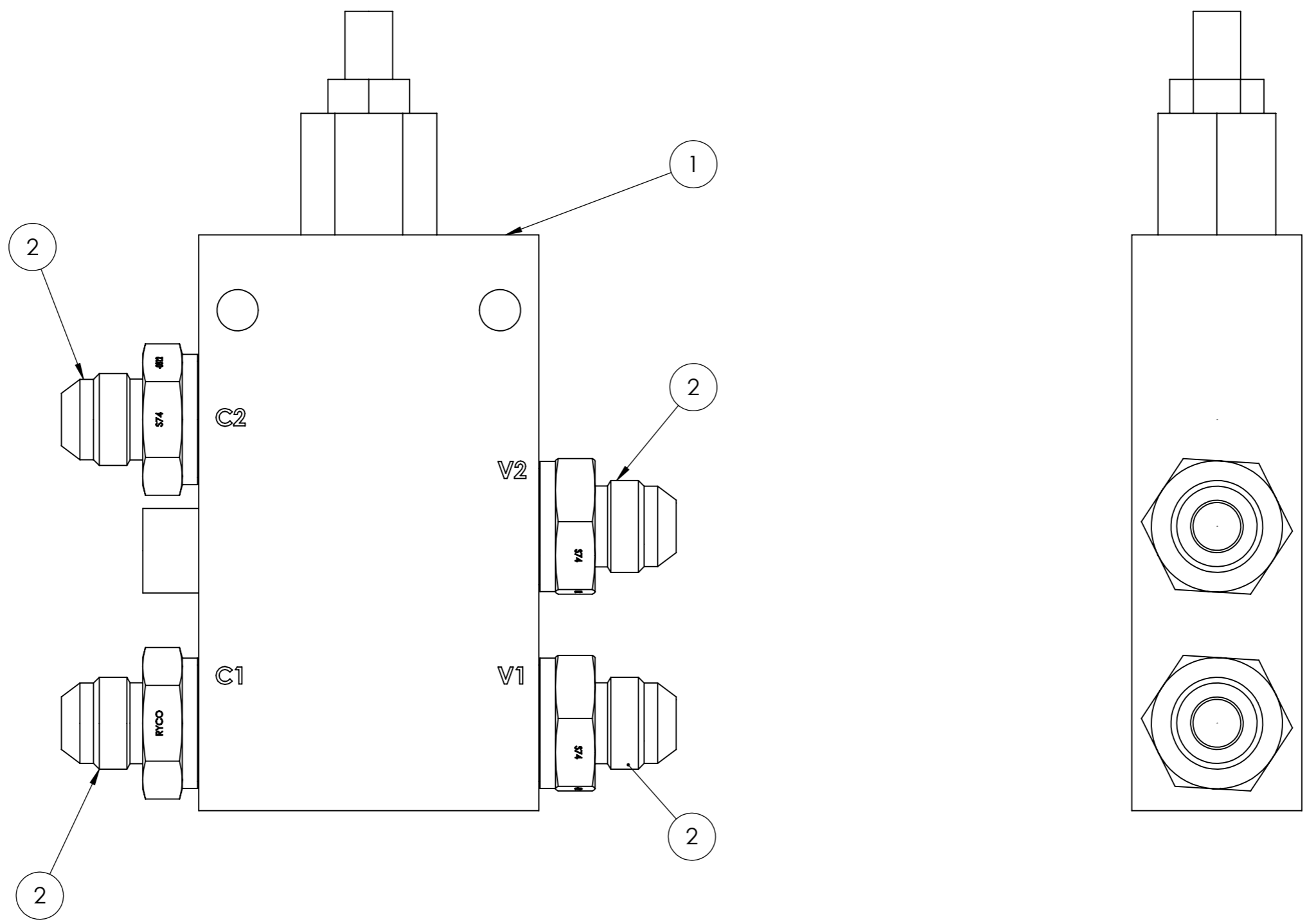
PART NUMBER
154-1515
 SHEET: PAGE:
 1 OF 1 50
 29-May-17

ITEM NO.	PART NUMBER	DESCRIPTION	QTY.
1	603-4260	HYDRAULIC OVER CENTRE VALVE	1
2	154-4072	HYDRAULIC FITTING ADAPTOR 1/2" TO 3/4" BSPP/JIC	3
3	154-4073	HYD FITTING ADAPTOR S71-0812	1
4	154-4266	HYD FITTING REDUCER S66-1217	2
5	154-4206	HYD FITTING TEE 1.1/16" JIC MALE, 1.1/16" JIC MALE, 1.1/16" JIC MALE	1



<p>AGROWFLOW</p> <p><small>COPYRIGHT RESERVED</small></p> <p><small>THIS DRAWING IS THE PROPERTY AGROWFLOW PTY LTD, AND IS SUBJECT TO RETURN UPON DEMAND. IT IS SUBMITTED FOR USE ONLY IN CONNECTION WITH PROPOSALS OR CONTRACTS OF THIS ORGANISATION UPON THE EXPRESS CONDITION THAT IT IS NOT TO BE USED DIRECTLY OR INDIRECTLY IN ANY WAY DETRIMENTAL TO THE INTERESTS OF AGROWFLOW PTY LTD.</small></p>	<p>TITLE:</p> <p>CHECK VALVE ASSEMBLY</p>	<p>PART NUMBER</p> <p>603-2055</p>
	<p>29/09/2021</p>	<p>SHEET: 1 OF 1</p> <p>PAGE: 51</p>

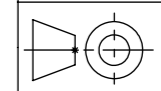
ITEM NO.	PART NUMBER	DESCRIPTION	QTY.
1	603-4260	HYDRAULIC OVER CENTRE VALVE	1
2	154-4072	HYDRAULIC FITTING ADAPTOR 1/2" TO 3/4" BSPP/JIC	4



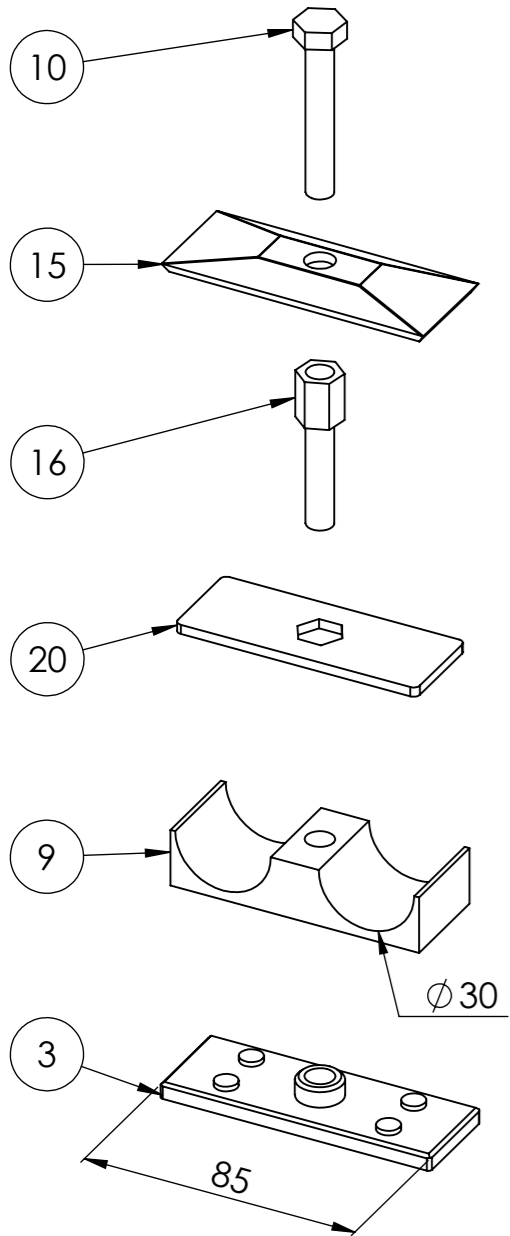
AGROWFLOW
 COPYRIGHT RESERVED
 THIS DRAWING IS THE PROPERTY AGROWFLOW PTY LTD, AND IS SUBJECT TO RETURN UPON DEMAND. IT IS SUBMITTED FOR USE ONLY IN CONNECTION WITH PROPOSALS OR CONTRACTS OF THIS ORGANISATION UPON THE EXPRESS CONDITION THAT IT IS NOT TO BE USED DIRECTLY OR INDIRECTLY IN ANY WAY DETRIMENTAL TO THE INTERESTES OF AGROWFLOW PTY LTD.

TITLE:
CHECK VALVE ASSEMBLY
 29/09/2021

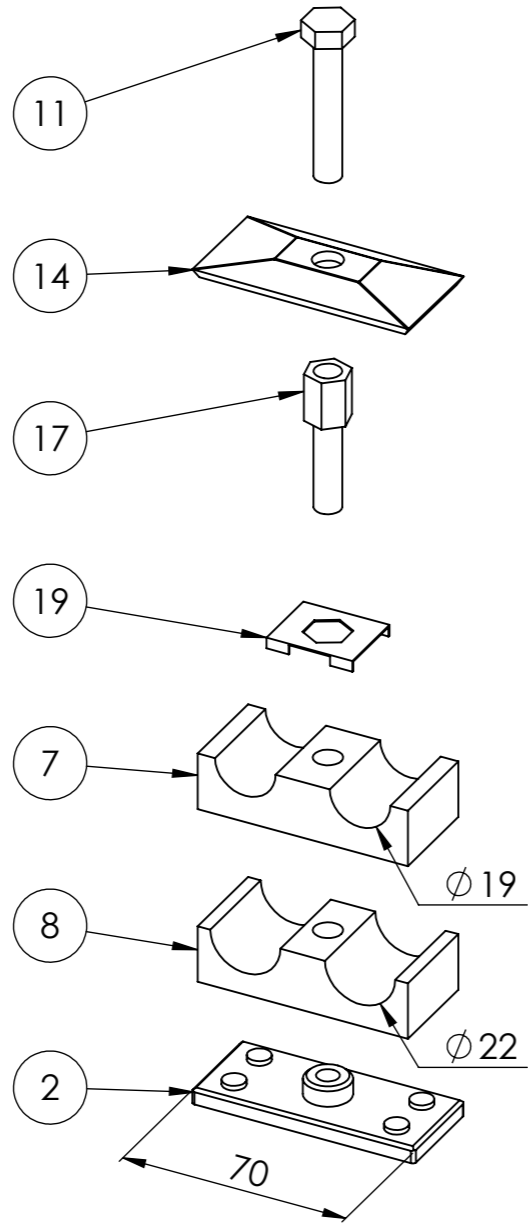
PART NUMBER
603-2056
 SHEET: 1 OF 1
 PAGE: 52



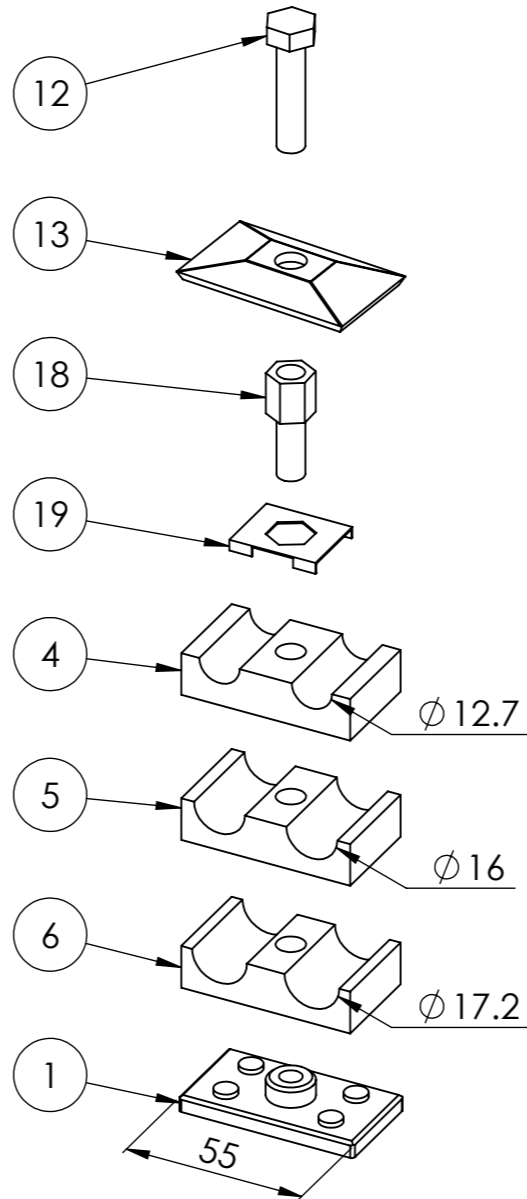
4D CLAMP COMPONENTS



3D CLAMP COMPONENTS



2D CLAMP COMPONENTS



ITEM NO.	PART NUMBER	DESCRIPTION
1	154-4156	HYD CLAMP BASE PLATE 2D
2	154-4191	HYD CLAMP BASE PLATE 3D
3	154-4194	HYD CLAMP BASE PLATE 4D
4	154-4159	HYD CLAMP BLOCK 2D 12.5mm
5	154-4155	HYD CLAMP BLOCK 2D 16mm
6	154-4170	HYD CLAMP BLOCK 2D 17.2mm
7	154-4160	HYD CLAMP BLOCK 3D 19mm
8	154-4500	HYD CLAMP BLOCK 3D 22mm
9	154-4198	HYD CLAMP BLOCK 4D 30mm
10	154-4197	HYD CLAMP BOLT 4D M8x50
11	154-4196	HYD CLAMP BOLT 3D M8x45
12	154-4157	HYD CLAMP BOLT 2D M8x35
13	154-4158	HYD CLAMP LID 2D
14	154-4167	HYD CLAMP LID 3D
15	154-4195	HYD CLAMP LID 4D
16	154-4201	HYD CLAMP BOLT STACKING 4D
17	154-4192	HYD CLAMP BOLT STACKING 3D
18	154-4203	HYD CLAMP BOLT STACKING 2D
19	154-4193	HYD CLAMP STACKING PLATE 3D and 2D
20	154-4199	HYD CLAMP STACKING PLATE 4D

HOSE OR TUBE	INTERNAL DIAMETER	OUTER DIAMETER	CLAMP SERIES	COMMON USEAGE
DUAL WEAVE HYDRAULIC HOSE	1/4"	15mm	2D	
HARDLINE METAL TUBE	5/8"	16mm	2D	SHANK HARDLINES
DUAL WEAVE 'GREEN LINE' HYDRAULIC HOSE	3/8"	17mm	2D	SHANK HOSES
DUAL WEAVE HYDRAULIC HOSE	3/8"	19mm	3D	SHANK HOSES
DUAL WEAVE HYDRAULIC HOSE	1/2"	22mm	3D	WHEEL LIFT
DUAL WEAVE HYDRAULIC HOSE	3/4"	29mm	4D	WHEEL LIFT WING LIFT

AGROWFLOW
COPYRIGHT RESERVED
 THIS DRAWING IS THE PROPERTY AGROWFLOW PTY LTD, AND IS SUBJECT TO RETURN UPON DEMAND. IT IS SUBMITTED FOR USE ONLY IN CONNECTION WITH PROPOSALS OR CONTRACTS OF THIS ORGANISATION UPON THE EXPRESS CONDITION THAT IT IS NOT TO BE USED DIRECTLY OR INDIRECTLY IN ANY WAY DETRIMENTAL TO THE INTERESTES OF AGROWFLOW PTY LTD.

TITLE: **HYDRAULIC CLAMP COMPONENTS**

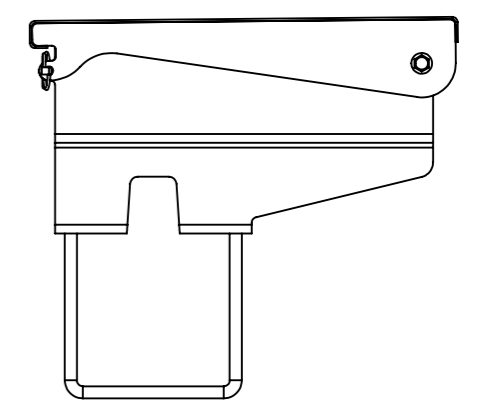
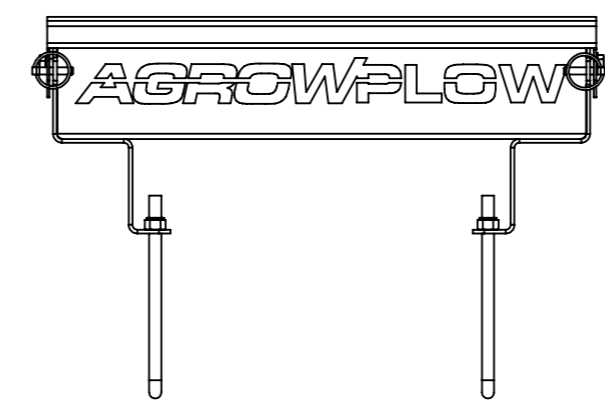
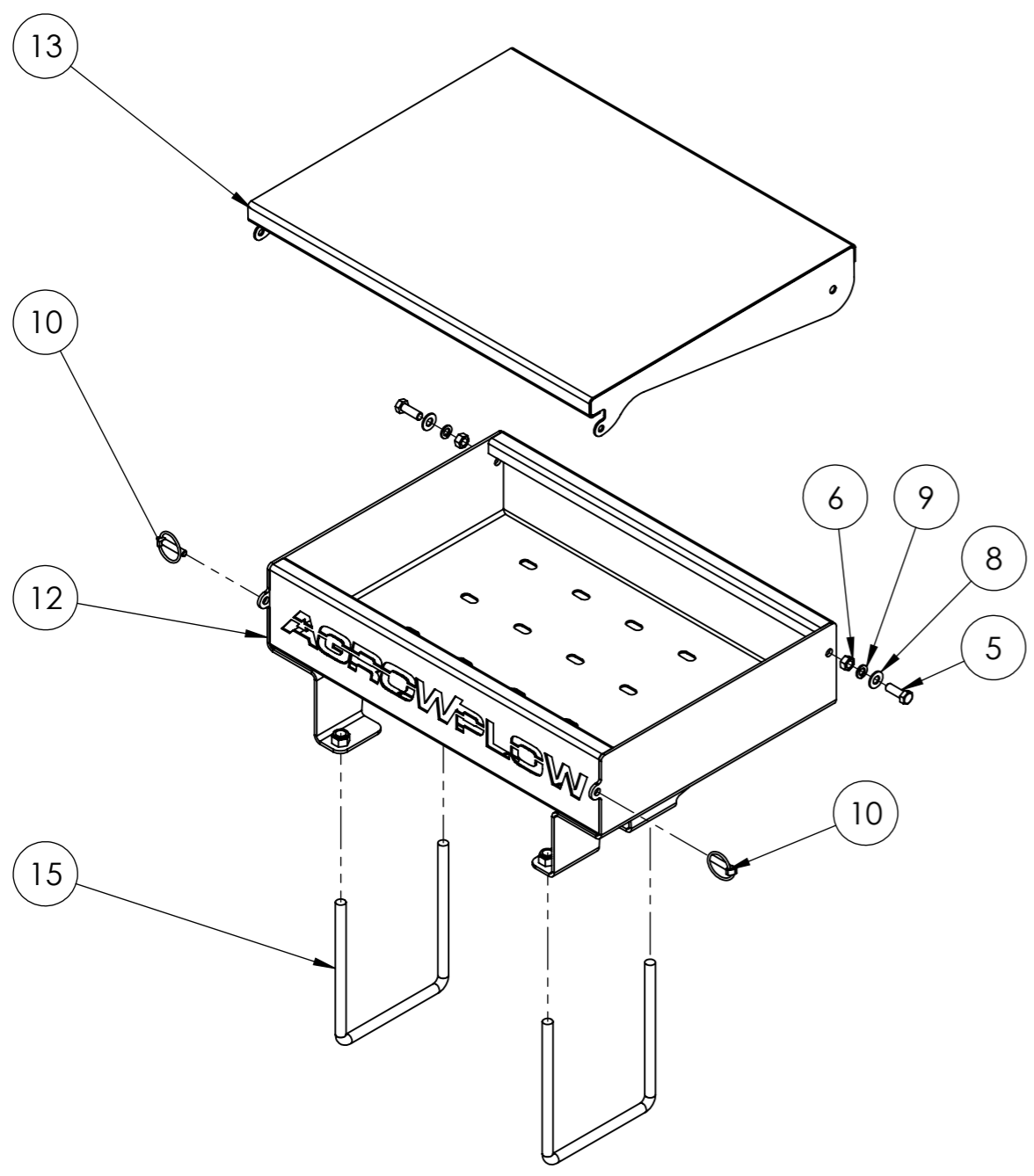
PART NUMBER
154-0000

SHEET: 1 OF 1 PAGE: 53

16/05/2017

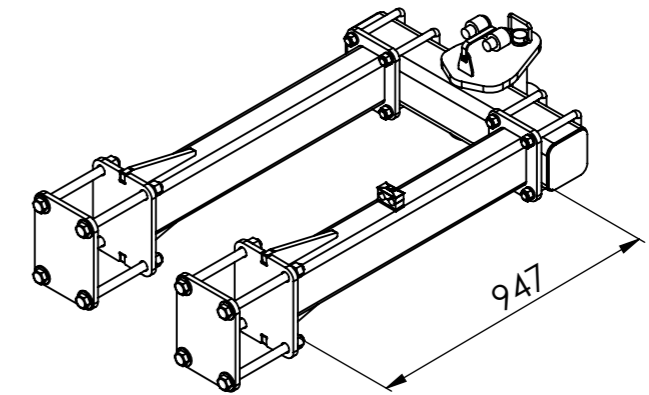
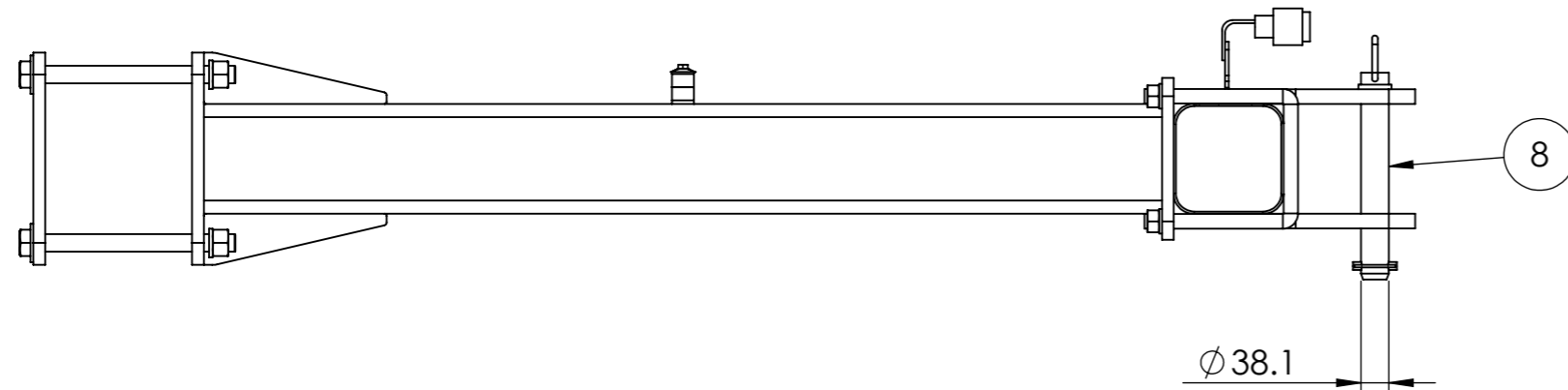
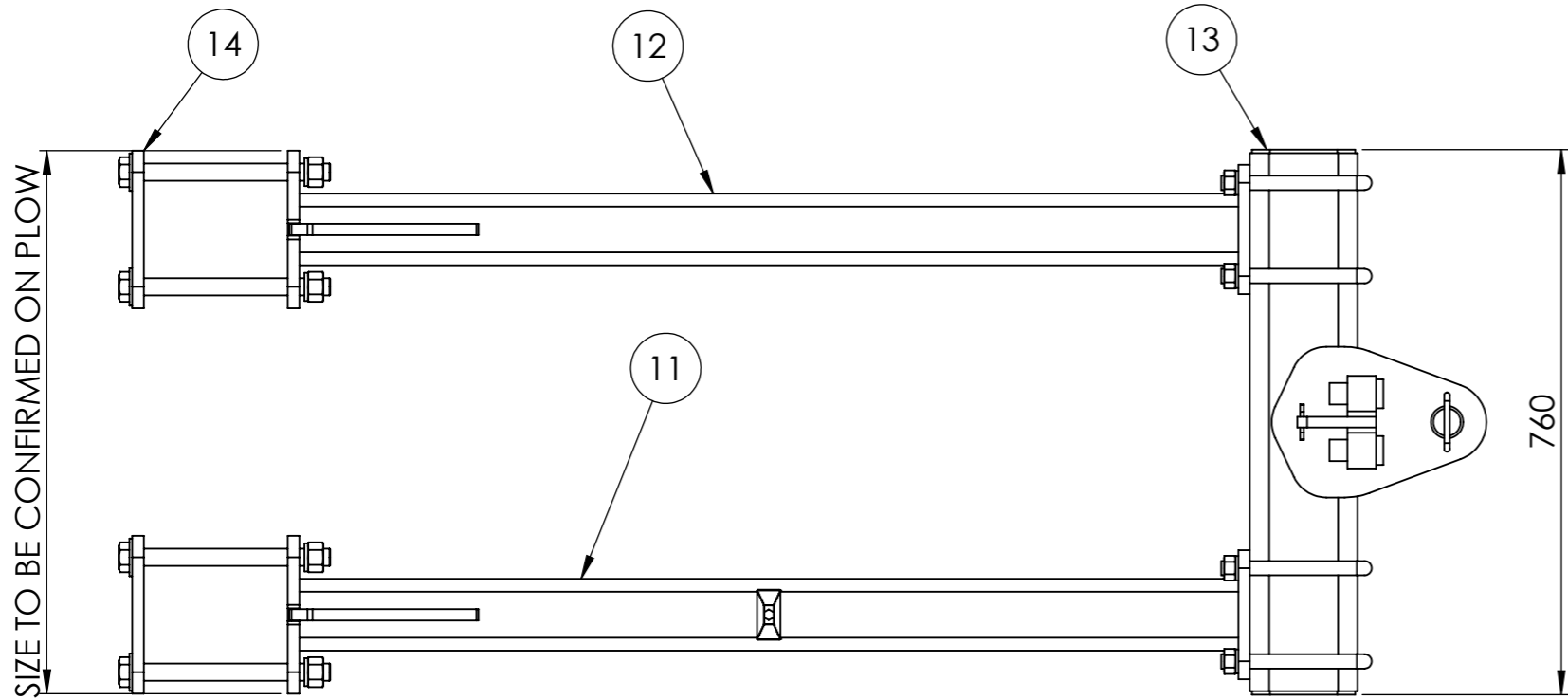
ITEM NO.	PART NUMBER	DESCRIPTION	QTY.
1	022-3007		1
2	022-4030	PUNCH TO SUIT 12mm ROLL PIN & #9 BLADE	1
3	122-1005	#9 BLADE	*
4	122-1006	#9 BLADE CLIP	*
5	133-1050	M12 x 35 HEX BOLT ZINC	2
6	134-4017	M12 HEX NUT ZINC PLATED	2
7	134-4023	M16 HEX NYLOCK NUT ZINC PLATED	4
8	135-3012	WASHER FLAT M12	2
9	135-3038	SPRING WASHER M12	2
10	140-0039	LYNCH PIN 11mm 32mm	2
11	599-4080	HYD LEVEL LIFT ADJUSTMENT BAR	1#
12	600-3001	TOOLBOX BODY	1
13	600-3002	TOOLBOX LID	1
14	600-4015	PAINT SPRAY CAN	1
15	603-4208	U BOLT M16 x 200 ZINC PLATED	2

NOTE: * PROVIDE (x3) AP71, (x4) AP81, (x5) AP91 # FOR AP81 & AP91

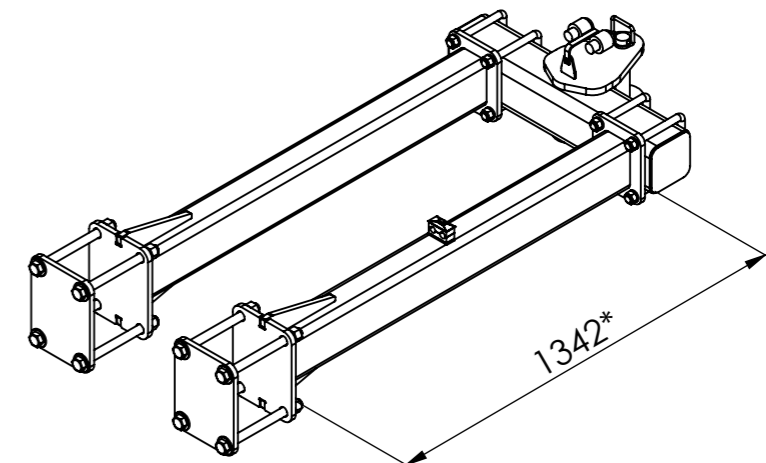


NOTE: PACK THE SPRING CLIPS SO THEY CAN NOT FALL THROUGH THE HOLES IN THE TOOL BOX.

AGROWFLOW COPYRIGHT RESERVED THIS DRAWING IS THE PROPERTY AGROWFLOW PTY LTD, AND IS SUBJECT TO RETURN UPON DEMAND. IT IS SUBMITTED FOR USE ONLY IN CONNECTION WITH PROPOSALS OR CONTRACTS OF THIS ORGANISATION UPON THE EXPRESS CONDITION THAT IT IS NOT TO BE USED DIRECTLY OR INDIRECTLY IN ANY WAY DETRIMENTAL TO THE INTERESTES OF AGROWFLOW PTY LTD.	TITLE: TOOLBOX ASSEMBLY	PART NUMBER 600-1002
	16/05/2017	



SHORT ARMS - 562-2016
ONLY SUITS RIGID SHANKS WITH SHEAR PIN



LONG ARMS - 562-2012
SUITS HYDRAULIC RECOIL SHANK ASSEMBLIES
* LENGTH WAS 60mm SHORTER IN EARLY MODELS.
CHECK LENGTH IF MAKING SINGLE ARM

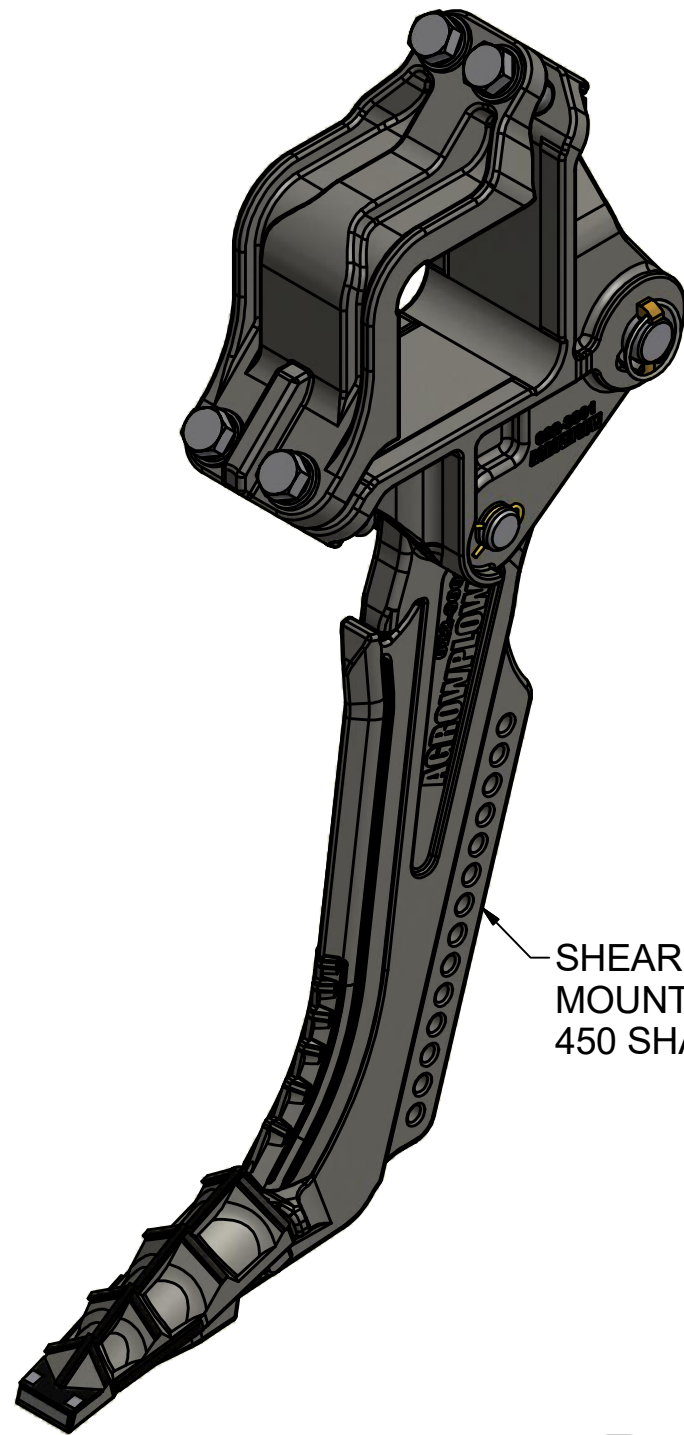
ITEM NO.	PART NUMBER	DESCRIPTION	Default/ QTY.
1	130-4008	U BOLT M20 x 150 ZINC PLATED	4
2	133-4118	M24 x 280 HEX BOLT ZINC GR8.8	8
3	134-1045	M20 HEX NUT ZINC PLATED GR 8.8	8
4	134-4043	M24 HEX NUT GR 8.8	8
5	135-1015	SPRING WASHER M20	8
6	135-3023	FLAT WASHER M24	8
7	135-3042	SPRING WASHER M24	8
8	140-4104	PIN DRAWBAR 1 1/2" 185mm	1
9	154-3743	HYD COUPLING KIT	1
10	154-5011	HYD CLAMP DIA 19	1
11	562-3040	TOW HITCH REAR suit 200x200 Arm with HYD PLATE	1
12	562-3040	TOW HITCH REAR suit 200x200 Arm	1
13	562-3041	TOW HITCH REAR suit 200x200 Cross Bar	1
14	562-4123	TOW HITCH REAR suit 200x200 Mounting Plate	2

HYDRAULIC LINES AND FITTINGS SOLD SEPARATLY.
PREVIOUS VERSIONS HAD BOLT ON PULL LUGS AND SIMPLE CROSS BAR
SEE PARTS 562-3046 AND 562-3042

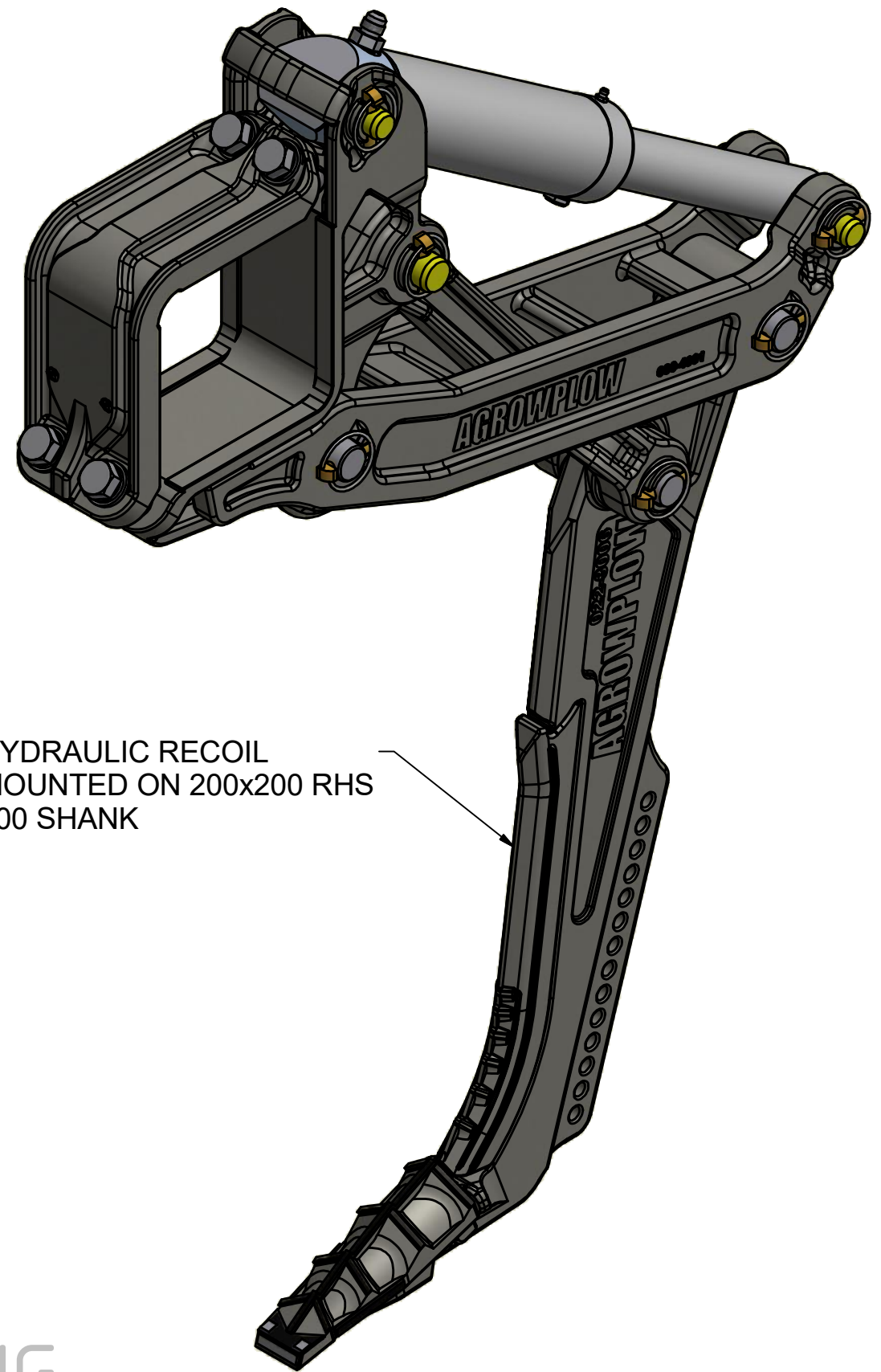
AGROWFLOW
COPYRIGHT RESERVED
THIS DRAWING IS THE PROPERTY AGROWFLOW PTY LTD, AND IS SUBJECT TO RETURN UPON DEMAND. IT IS SUBMITTED FOR USE ONLY IN CONNECTION WITH PROPOSALS OR CONTRACTS OF THIS ORGANISATION UPON THE EXPRESS CONDITION THAT IT IS NOT TO BE USED DIRECTLY OR INDIRECTLY IN ANY WAY DETRIMENTAL TO THE INTERESTS OF AGROWFLOW PTY LTD.

TITLE: **REAR TOW HITCH**
suits 200x200 RHS
with 1.1/2" PIN
LAST PRINTED 16/08/2021 TOTAL MASS 159.79 Kg

PART NUMBER **562-2012**
SHEET: 1 OF 1 PAGE: 55



SHEAR PIN RECOIL
MOUNTED ON 150x150 RHS
450 SHANK



HYDRAULIC RECOIL
MOUNTED ON 200x200 RHS
600 SHANK

PATENT PENDING

AGROWFLOW

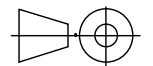
COPYRIGHT RESERVED
THIS DRAWING IS THE PROPERTY OF AGROWFLOW PTY LTD AND IS SUBJECT TO RETURN UPON DEMAND. IT IS SUBMITTED FOR USE ONLY IN CONNECTION WITH PROPOSALS OR CONTRACTS OF THIS ORGANISATION UPON THE EXPRESS CONDITION THAT IT IS NOT TO BE USED DIRECTLY OR INDIRECTLY IN ANY WAY DETRIMENTAL TO THE INTERESTS OF AGROWFLOW PTY LTD.

TITLE:

OVERVIEW NOTES

PART NUMBER:

**006-SERIES
022-SERIES**



SHEET
1 OF 4

Part Number	Recoil Type	Mounting Size	Shank Length	Coulter Option
006-1001	Hydraulic	150x150	#9 Shank 450	No coulter
006-1002	Hydraulic	150x150	#9 Shank 450	Coulter
006-1003*	Hydraulic	150x150	#9 Shank 600*	No coulter
006-1004*	Hydraulic	150x150	#9 Shank 600*	Coulter
006-1011	Hydraulic	200x200	#9 Shank 450	No coulter
006-1012	Hydraulic	200x200	#9 Shank 450	Coulter
006-1013*	Hydraulic	200x200	#9 Shank 600*	No coulter
006-1014*	Hydraulic	200x200	#9 Shank 600*	Coulter
022-1001	Rigid with Shear Pin	150x150	#9 Shank 450	No coulter
022-1002	Rigid with Shear Pin	150x150	#9 Shank 450	Coulter
022-1003*	Rigid with Shear Pin	150x150	#9 Shank 600*	No coulter
022-1004*	Rigid with Shear Pin	150x150	#9 Shank 600*	Coulter
006-1005	Hyd Assmby Chocked Rigid	150x150	#9 Shank 450	Coulter
006-1006*	Hyd Assmby Chocked Rigid	150x150	#9 Shank 600*	Coulter
022-1011	Rigid with Shear Pin	200x200	#9 Shank 450	No coulter
022-1012	Rigid with Shear Pin	200x200	#9 Shank 450	Coulter
022-1013*	Rigid with Shear Pin	200x200	#9 Shank 600*	No coulter
022-1014*	Rigid with Shear Pin	200x200	#9 Shank 600*	Coulter
006-1015	Hyd Assmby Chocked Rigid	200x200	#9 Shank 450	Coulter
006-1016*	Hyd Assmby Chocked Rigid	200x200	#9 Shank 600*	Coulter

* Limitations apply to the 600 long #9 shank. Consult Agrowplow Sales before considering this option.

AGROWPLOW

COPYRIGHT RESERVED
THIS DRAWING IS THE PROPERTY OF AGROWPLOW PTY LTD AND IS SUBJECT TO RETURN UPON DEMAND. IT IS SUBMITTED FOR USE ONLY IN CONNECTION WITH PROPOSALS OR CONTRACTS OF THIS ORGANISATION UPON THE EXPRESS CONDITION THAT IT IS NOT TO BE USED DIRECTLY OR INDIRECTLY IN ANY WAY DETRIMENTAL TO THE INTERESTS OF AGROWPLOW PTY LTD.

TITLE:

**#9 SHANK
FULL RANGE**

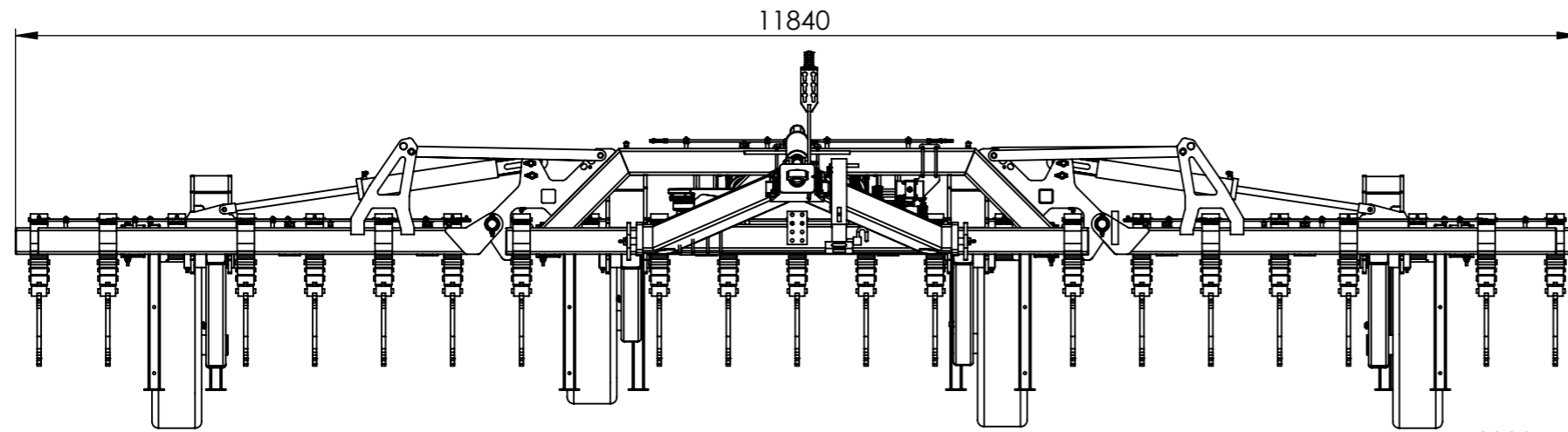
PART NUMBER:

**006-SERIES
022-SERIES**



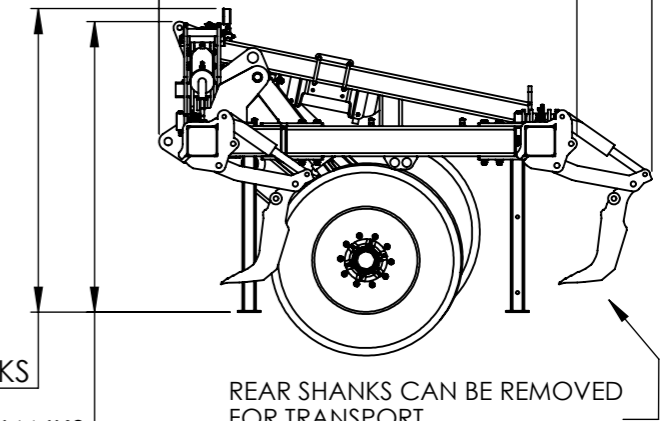
SHEET
2 OF 4
55

AP81 23x552
 TRANSPORT WEIGHT, APPROX 7.5 TONNE



2762
 HYDRAULIC
 SHANKS
 REMOVED

3259

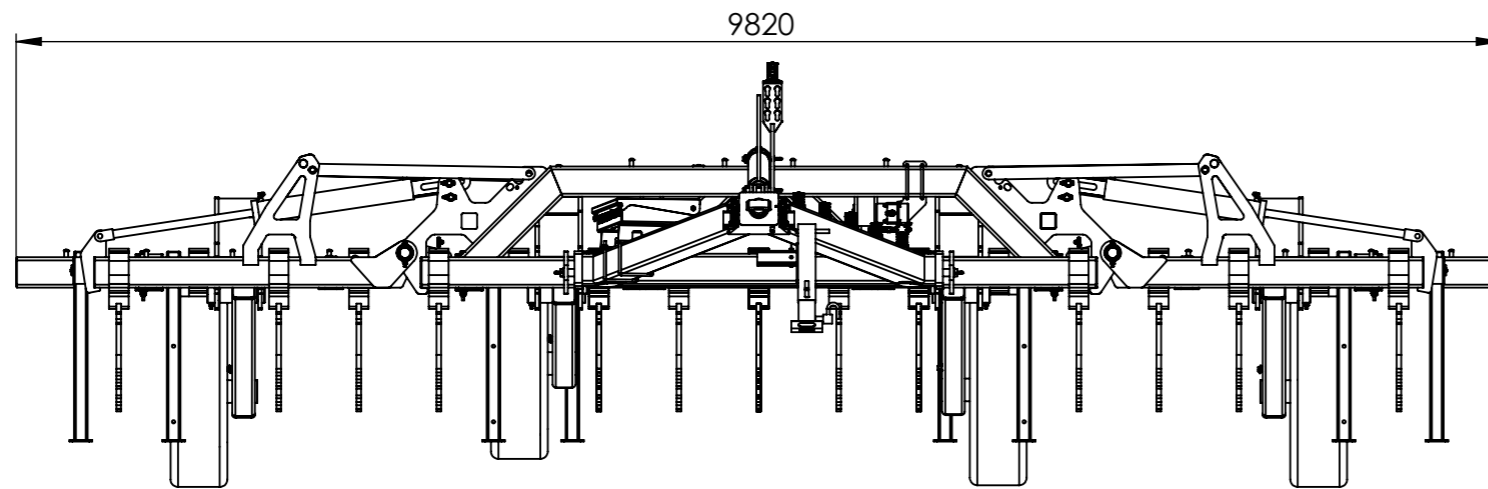


2008 HYDRAULIC SHANKS

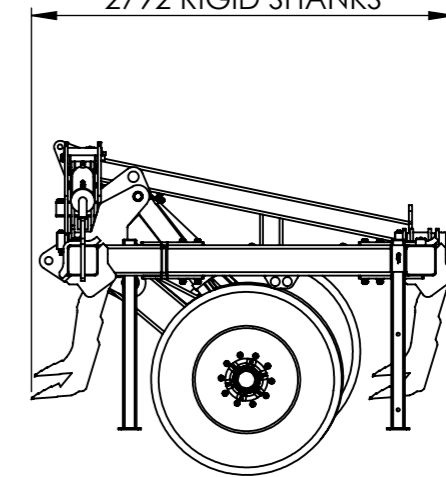
1921 RIGID SHANKS

REAR SHANKS CAN BE REMOVED
 FOR TRANSPORT

AP81 17x529 AND 19x529
 TRANSPORT WEIGHT, APPROX 6.5 TONNE



2792 RIGID SHANKS



AGROWFLOW

COPYRIGHT RESERVED
 THIS DRAWING IS THE PROPERTY AGROWFLOW PTY LTD, AND IS SUBJECT TO RETURN
 UPON DEMAND. IT IS SUBMITTED FOR USE ONLY IN CONNECTION WITH PROPOSALS OR
 CONTRACTS OF THIS ORGANISATION UPON THE EXPRESS CONDITION THAT IT IS NOT TO
 BE USED DIRECTLY OR INDIRECTLY IN ANY WAY DETRIMENTAL TO THE INTERESTES OF
 AGROWFLOW PTY LTD.

TITLE: **AP81 TRANSPORT**

PART NUMBER
599-1300

SHEET: 1 OF 1 PAGE: 56

LAST PRINTED 10-Jan-19