



**2023**  
**PRODUCT**  
**CATALOG**



**BILLYGOAT.COM**

# Clean up in all seasons with Billy Goat®

Thank you for your interest in Billy Goat! For more than fifty years, our commitment to offering world class products that are simple to operate, less fatiguing, and highly productive has been at the center of Billy Goat's success with cleaning up properties across the globe and making them look fantastic.

We invite you to explore the comprehensive solutions on the pages inside including an array of products for Spring, Summer and Fall turf renovation and outdoor cleanup.

When it comes to aeration, Billy Goat offers the only full line of reciprocating aerators on the market! Reciprocating aerators feature the ability to turn in the ground, vary hole density and in the case of the AE1300H, aerate in reverse – for maximized productivity, ergonomics and ease of service! Our expanded line-up of aerators includes the award winning 25" self-propelled hydro-drive PL2501 PLUGR® Series as well as the 18" cam-driven PL1801H and PL1803V models. Billy Goat has the ultimate line-up to take your business to the next level. New to our Sod Cutter line-up and available late this year will be the option of a Kohler® COMMAND PRO CV200 commercial engine, offering 9.5 foot-pounds of torque. See pages 5 - 19 for our complete line of renovation equipment.

When productivity matters, Billy Goat's comprehensive line-up of the ever-popular Force™ pedestrian and zero turn stand-on Hurricane™ blowers are the preferred clean-up solutions for professionals across OPE industry markets. Our recently introduced 37 gross HP Leaf Dragon Debris Loader is belt-driven and features ergonomic boom handling and true curbside pickup, offering high productivity and low-fatigue cleanup for large contractors and municipalities. When pairing best-in-class Billy Goat blowers with debris loaders, you will exceed expectations in productivity and result! See pages 30 - 47 for our complete portfolio of clean-up products.

For fleet buyers, Billy Goat is the only manufacturer in this category to offer Billy Goat Controls™ for a common experience, simple operation and ease of training across our hydro-drive line including brushcutters, aerators, overseeders, sod cutters, and our self-propelled auger. And with our commitment to provide superior customer experience, "Text to Video" serving both the US and Canada offers wide customer support and assures machine start-up and operation is readily accessible via instructional video from your mobile device.

Billy Goat products are engineered and rigorously field tested to our customers' highest specifications and are known for durability, rugged performance and long life.

Whether your needs are for residential, commercial or municipal turf clean-up, we invite you to explore Billy Goat's leading clean-up solutions. Visit our website, watch our videos and work with our international network of stocking and servicing dealers to find the right machine for your clean-up application, property or season.

<sup>†</sup>Power rated by engine manufacturer.  
Not all units are CA approved. See your dealer.




**SPRING**  
pages 4 - 19



**SUMMER**  
pages 20-27



**FALL**  
pages 28 - 47



# SPRING

SPRING TURF & RENOVATION PROJECTS  
MAKE FOR THE PERFECT PROPERTY



pages **6-7**



pages **8-9**



pages **10-11**



pages **12-13**



pages **14-15**



pages **16-17**



pages **18-19**

# SOD CUTTERS



SC121H

## SC121H

(Honda®)

There's simply no sod cutter that's easier to use. Just set the depth, shift into gear, engage the blade, start the drive and you're off! Great for small projects and easy to transport. 12" cutting width and up to 1.38" deep. Make sure the ground is soft and wet before using. 3-year limited engine warranty.\*\*

**WEIGHS ONLY 161 LBS!**

Text "cut" to 33988 US or 33433 Canada\*



SC181H

## SC181H, SC181HG, SC181HEU & SC240HG Hydro-Drive

(Honda®)

## SC181K, SC181KG & SC240KG Hydro-Drive

(Kohler® Available late 2023)

The Hydro-Drive 18" and 24" sod cutters are built upon the most rugged foundation in the industry with a superstructure frame that features 50 additional pounds of steel and supports a heavy-duty drive and cut system with a laser clad cutting blade - for the ultimate in smooth, precise cutting and 3x blade life. Because it is simple to use and easy to set, the 18" unit is a favorite for irrigation, landscape, hardscape, sports field and flatwork, while the 24" is ideal for taking the chore out of large tear-out or removal projects. Knobby tires on the SC181HG, SC240HG, SC181KG and SC240KG are ideal for softer touch, shallow cut, bent grass applications. A Honda 5.5 gross HP† engine powers the 18" model (2-year limited warranty\*\*) and 6.5 gross HP† Honda engine powers the 24" model (2-year limited residential and 1-year limited commercial warranty\*\*). 9.5 foot-pounds of torque powers the Kohler-powered models (3-year limited warranty\*\*) available late 2023. (The Honda-powered SC181HEU is specified for European customers.) See the SC181 series video at Billygoat.com.



SC240KG Kohler engine models available late 2023.

**Billy Goat® Controls**  
The Common Experience™

Text "sod" to 33988 US or 33433 Canada\*

MODEL	ENGINE	WEIGHT	CUTTING WIDTH	CUTTING DEPTH	LENGTH	WIDTH	HEIGHT	TRANSMISSION
SC121H	163 cc Honda GX160	165 lb. (74 kg)	12" (31 cm)	Maximum of 1.38" (3.5 cm)	31" (78 cm)	16.5" (42 cm)	31" (78 cm)	2 forward speeds
SC181H	163 cc Honda GXV160	395 lb. (179 Kg)	18" (45.7 cm)	Max 2.5" (6.35 cm)	60" (1,524 mm)	26.5" (673 mm)	38.5" (978 mm)	Hydro-Gear® RT310
SC181HG	163 cc Honda GXV160	395 lb. (179 Kg)	18" (45.7 cm)	Max 2.5" (6.35 cm)	60" (1,524 mm)	26.5" (673 mm)	38.5" (978 mm)	Hydro-Gear® RT310
SC181HEU	163 cc Honda GXV160	406 lb. (184 Kg)	18" (45.7 cm)	Max 2.5" (6.35 cm)	60" (1,524 mm)	26.5" (673 mm)	38.5" (978 mm)	Hydro-Gear® RT310
***SC182HCA††	187 cc Honda GSV190	395 lb. (179 Kg)	18" (45.7 cm)	Max 2.5" (6.35 cm)	60" (1,524 mm)	26.5" (673 mm)	38.5" (978 mm)	Hydro-Gear® RT310
SC181K††	200 cc Kohler COMMAND PRO CV200	397 lb. (180 kg)	18" (45.7 cm)	Max 2.5" (6.35 cm)	60" (1,524 mm)	26.5" (673 mm)	38.5" (978 mm)	Hydro-Gear® RT310
SC181KG††	200 cc Kohler COMMAND PRO CV200	397 lb. (180 kg)	18" (45.7 cm)	Max 2.5" (6.35 cm)	60" (1,524 mm)	26.5" (673 mm)	38.5" (978 mm)	Hydro-Gear® RT310
SC181KEU††	200 cc Kohler COMMAND PRO CV200	400 lb. (181 kg)	18" (45.7 cm)	Max 2.5" (6.35 cm)	60" (1,524 mm)	26.5" (673 mm)	38.5" (978 mm)	Hydro-Gear® RT310
***SC240HG††	187cc Honda GSV190	403 lb. (183 kg)	24" (60.9 cm)	Max 2.5" (6.35 cm)	60" (1,524 mm)	26.5" (673 mm)	38.5" (978 mm)	Hydro-Gear® RT310
SC240KG††	200 cc Kohler® COMMAND PRO CV200	414 lb. (187.7 kg)	24" (60.9 cm)	Max 2.5" (6.35 cm)	60" (1,524 mm)	26.5" (673 mm)	38.5" (978 mm)	Hydro-Gear® RT310

\*Data rates may apply.

\*\*See operator's manual for warranty details.

\*\*\*Limited availability.

†Power rated by engine manufacturer.

††Compliant in CA.

Kohler engine models available late 2023

Not all units are CA approved. See your dealer.



## SC121H FEATURES / BENEFITS



**Ergonomic control levers**  
control cut and drive system.



**Durability**  
Rugged frame is isolated with 6 rubber mounts for reduced vibration and smooth handling.

**Balanced 4-point footprint**  
for added stability & ease of use vs. 3-point styles.



**Rear wheel drive**  
Geared transmission with 2 forward speeds. Rear tractor tires for added traction. Use low gear for cutting and faster gear for transport.



**One-step cut adjustment**  
changes cutting depth by moving a single lever.

## SC181H, SC240HG & SC240KG FEATURES / BENEFITS



**Set and Forget™ blade depth adjustment to 2.5"**  
Single lever and clamp at operator's position adjusts simply, saving time and providing precise cutting depths.



**Well vented housing**  
provides increased venting for cool operation, plus three easy-access service doors located at front, center and back of machine.



**Superstructure frame**  
features a 3/8" thick steel substructure and 1/2" thick steel lateral support for reinforced frame rigidity.



**Kohler engine** includes cyclonic air filter for extended replacement intervals. Available in late 2023.



**Rear swivel caster**  
Perfect for curved work or making turns at the end of a pass. Locks for straight cutting.



**Standardized controls**  
offer same intuitive variable speed, fingertip, hydro-drive controls as found on the Billy Goat hydro-drive brushcutter, 25" aerator, overseeder, as well as the new post hole auger.



**A) Durable cut system**  
features rugged cast iron gear box, spiral cut gears and thick seals. Laser clad cutting blade for precise cut & up to 3x blade life.

**B) St. Augustine blade.** Sharpened inside arm corners. Optional. For SC181 and SC182 ser. only. (Part No. 373333)



**A) Unique DRIVE Wheels**  
Paddle-style for landscape applications; SC181H model. Designed to shed mud in wet conditions and grip in dry for improved cutting in all conditions.



**B) Knobby Wheels for Golf Applications** SC181HG, SC240HG and SC240KG models. Ideal for softer touch, bent grass, shallow cut applications. SC181HG (Part No. 373321); SC240HG and SC240KG (Part No. 373334). Kohler engine models available in late 2023.

# AERATORS

## AE401H & AE403V

(Honda® or Vanguard®)

Step up to the unique features of Billy Goat's 19" wide drum aerator and see for yourself why this is a favorite. Operators love the softest drive and tine engagement in the industry and the "Lift n Lock™" feature that allows the tines to be raised by simply lifting up on the handle.

The AE401H and Vanguard-powered AE403V eliminate cumbersome feeling of a conventional center drum found on other units on the market, which is prone to wear, vibration and damage. Instead of bulky steel weights, water weight is positioned directly over the tines when more weight and better aeration depth is needed. Thick 'O-ring' style chain maintains lubricity when not oiled and stands up to pressure washing for better durability and long life.



**SIMPLEST  
TO USE DRUM  
AERATOR ON  
THE MARKET!**



Text "drum" to  
33988 US or  
33433 Canada\*

MODEL	ENGINE	TINES	TINE PATTERN	WEIGHT	CORING TINES	LENGTH	WIDTH	HEIGHT	WHEELS
AE401H	118cc Honda	24	4.75" x 7" (12 cm x 18 cm)	242 lb Dry (110 kg)	.625" x 3.5" (1.6 cm x 8.9 cm)	57" (145 cm)	29" (74 cm)	52.5" (133 cm)	Semi-pneumatic
AE403V	169cc Vanguard	24	4.75" x 7" (12 cm x 18 cm)	240 lb. Dry (109 kg)	.625" x 3.5" (1.6 cm x 8.9 cm)	57" (145 cm)	29" (74 cm)	52.5" (133 cm)	Semi-pneumatic

\*Data rates may apply.





## AE401H & AE403V FEATURES / BENEFITS



**The outboard drive wheels** eliminate both center wheel slip and damage from ramp loading with the tines engaged.



**Industry's softest tine engagement** and exclusive **Lift n Lock™** disengagement for best in class comfort, turning and productivity!



**Proprietary water tank** eliminates bulky side weights. Full tank capacity is 50 lbs.



**Tilt up serviceability**, plus Fold-n-Go™ handles are excellent for transport and storage and fold without tools.



**Single bolt tine fastener** Rock solid and easy to service. 50% less bolts than other units on the market.



### Single-Cylinder Vanguard® Engine Advantage

- Cyclonic air filtration extends air filter replacement intervals up to 600 hours
- Advanced oil management system extends oil change intervals up to 200 hours
- TransportGuard® eliminates oil / fuel dilution during transport
- Easy fill oil port and dipstick make checking and filling simple



**Optional solid steel spikes** are excellent for improving drainage or for other no-plug applications. Sold as a set, with 24 spikes per set. (Part No. 360394-S)

# PLUGR® 18" & 25" AERATORS



PL1803V  
Powered by Vanguard®  
with **cyclonic air filtration**.

## PL1803V & PL1801H

(Vanguard® or Honda®)

This compact 18" aerator is ideal for smaller property aeration or rentals. The unit features reciprocating cam tines that propel the unit forward and drive cores up to 2.75" deep. The unit can aerate up to 22,000 sq. ft. per hour, is simple to operate for homeowners, easy to steer without lifting and requires no add-on weights! The new ergonomic handle is also mounted for reduced vibration and folds allowing for compact transport and storage. Only 4 tines and no chains along with a no-tool removable cover make for easy maintenance.

 Text "core" to  
33988 US or  
33433 Canada\*

## PL2501SPH & PL2501SPV

(Honda® or Vanguard® Self-Propelled Hydro-Drive)

For the best combination of productivity, operator comfort, superior aeration results, variable hole density and remarkably low maintenance in its class, consider our PL2501 Series 25" Hydro-Drive unit. Best in class controls offer same intuitive, variable speed fingertip hydro-drive innovation as found on the reliable Billy Goat hydro-drive Brushcutter, Overseeder, Sod Cutter and Self-Propelled Auger. The proprietary EZ Drop™ tine system has a one-step tine engagement lever from the handle that quickly engages tines when the lever is depressed or disengages tines when the lever is released to pass over obstacles in the aeration path for uninterrupted aeration. It also features "In-ground" steering for unmatched maneuverability, ergonomics, ease of turning, improved production, reduced downtime and turf repair when compared to drum aerators. See our video at Billygoat.com.

**Billy Goat®**  
**Controls**  
The Common Experience™

 Text "plug" to  
33988 US or  
33433 Canada\*



PL2501SPV  
Powered by Vanguard®  
with **cyclonic air filtration**.

MODEL	ENGINE	HYDRO-DRIVE	TINES	TIRES	WEIGHT	HEIGHT	OVERALL WIDTH	LENGTH	CORE SPACING	CORE DEPTH	SQ. FT./HR.
PL1801H	118cc Honda	No	4 / 5/8" dia.	12" semi-pneumatic flat free	240 lbs (109 kg)	40" (101.6 cm)	24" (61 cm)	57" (144.8 cm)	3.63" x 6"	Up to 2.75"	Up to 22,000
PL1803V	169cc Vanguard	No	4 / 5/8" dia.	12" semi-pneumatic flat free	237 lbs (107 kg)	40" (101.6 cm)	24" (61 cm)	57" (144.8 cm)	3.63" x 6"	Up to 2.75"	Up to 22,000
PL2501SPH	163cc Honda	Yes	6 / 5/8" dia.	15" foam filled rear / semi-pneumatic casters front	435 lbs (197.3 kg)	46" (116.8 cm)	35" (88.9 cm)	67" (170.1 cm)	3.6"	Up to 2.75"	Up to 42,550
PL2501SPV	203cc Vanguard	Yes	6 / 5/8" dia.	15" foam filled rear / semi-pneumatic casters front	435 lbs (197.3 kg)	46" (116.8 cm)	35" (88.9 cm)	67" (170.1 cm)	3.6"	Up to 2.75"	Up to 42,550

\*Data rates may apply.

## PLUGR® 18" & 25" FEATURES / BENEFITS



**ISO mounted handle** helps reduce vibration offering fatigue free operation. (PL1801H & PL1803V)



**Longer belt span** improves belt de-clutching and increases belt life. (PL1801H & PL1803V)



**Updated wheel bearings** prolong life of wheel. (PL1801H & PL1803V)

	.5 mph	1.5 mph	3 mph
	45 holes/ft <sup>2</sup>	15 holes/ft <sup>2</sup>	8 holes/ft <sup>2</sup>
Patch & Seed	High Hole Density	Top Speed Aeration	

**Variable Aeration Density (PL2501 series)** creates 2-10X more holes than drum models in one pass! Eliminates double aerating and offers ability to do patch repair and seed bed prep in one pass.



**Water weight tank (PL2501 series)** positioned directly over tines for better aeration depth and wheel traction in drier conditions. Full tank capacity is 40 pounds.



**Proprietary EZ Lift™ rear foot pedal (PL2501 series)** conveniently lifts and locks tines for transport or when reversing.



**Proprietary EZ Drop™ tine engagement (PL2501 series)** Depressing the orange tine lever releases the tines from the lifted locked position and engages the tining action. When the tine engagement handle is released, tining action stops and the tines drag across obstacles in the aeration path for **uninterrupted aeration** and increased productivity (as shown below).



**Simple, intuitive, hydro-drive controls (PL2501 series)** with variable speed self-propelled rear wheel drive & front casters allow you to feather the speed with finger tip control. Reduces fatigue, increases productivity and provides enhanced traction while aerating on slopes. Reverse feature (with tines up) for added maneuverability and ease of loading/unloading.



**Machine heat-treated hardened thin wall tines** Simple, durable screw in design makes service simple. In/out reciprocating tine motion produces less compaction on the inner surface of the hole compared to spoon designs. Four tines on the PL1801H and PL1803V & 6 tines on PL2501 series (pictured). 5/8" dia. standard on all.



**Optional tines** Assorted tine sizes and styles offer a solution for every turf condition. Choose from 3/8" Solid (Part No. 381151); 7/8" Solid (Part No. 381149); 3/8" Hollow (Part No. 381150); Standard 5/8" Hollow (Part No. 382244-S sold as a set with the tine and jam nut); Zoysia Transfer (Part No. 381152)



**Service Kits** Common replacement parts for your PLUGR Aerator: PL1801H & PL1803V 1 belt, 4 tines (Part No. 382607); PL2501 ser. 6 tines. (Part No. 382605)

# HYDRO-DRIVE AERATORS



**ONE &  
DONE**  
AERATION



## AE1300H & AE1300HS (with Sulky)

(Honda®)

This machine combines true 30" wide aeration and speed up to 4.3 mph to complete ¼ acre in as little as 15 minutes! 59% faster than a 26" drum.

Variable Aeration Density (VAD™) from 8 to 48 holes per square ft. in one pass compared to an average fixed hole pattern of 4-6 on drums that often require two passes! The AE1300H also features variable hydro-drive for aeration in both forward and reverse.

Honda power, Hydro-Gear drive & pump, Eaton Motor, Flextech™ arms, and only two #50 chains combine for the ultimate in commercial reliability.

Reciprocating action drives plugs up to 2x the depth of drums, especially in drier conditions. Soil condition or type is a non-issue. Aerate wet or dry, saving time and maximizing profitability.

ONE MACHINE does the same work as a 19" and 26" drum working at the same time with only ONE OPERATOR. Up to 2x as many plugs in ONE PASS.

Eliminate shallow plugs, damaged turf from turning drums in the ground and call backs! Aerate ONE TIME with Billy Goat. See the video at Billygoat.com.

It takes two passes of a stand-on aerator to get the same quantity of holes as the AE1300H, making the AE1300H One & Done aerator 20% more productive for the same holes!

**Billy Goat®**  
**Controls**  
The Common Experience™



Text "hydro" to  
33988 US or  
33433 Canada†

MODEL	ENGINE	TINES	TIRES	WEIGHT	HEIGHT	OVERALL WIDTH	LENGTH
AE1300H*	390cc Honda	8	15" pneumatic	516 lbs (234 kg)	46" (117 cm)	34.5" (87 cm)	67" (170 cm)

\*AE1300HS with Sulky.

†Data rates may apply.

Not all units are CA approved. See your dealer.

# AE1300H FEATURES / BENEFITS / ACCESSORIES

	.5 mph	2 mph	4 mph
	48 holes/ft <sup>2</sup>	12 holes/ft <sup>2</sup>	8 holes/ft <sup>2</sup>
	Patch & Seed	High Hole Density	Top Speed Aeration

**Variable Aeration Density™** creates 2-10X more holes than drum models in one pass! Eliminates double aerating and offers ability to do patch repair and seed bed prep in one pass.



**"In-ground" steering** for unmatched maneuverability, ergonomics, ease of turning, improved production, reduced downtime and turf repair when compared to drum aerators. Plus, **reverse aeration** adds even more productivity!




**Self-propelled, variable speed,** intuitive hydro-drive controls allow you to feather the speed and aerate in both forward and reverse with finger tip control. Reduces fatigue and vibration. Takes the chore out of the chore!



**Independently acting, FLEXTech™ arms** are durable and forgiving for unmatched reliability! Reciprocating action drives plug depths up to 2x that of drums. Significantly reduces call backs and/or rework regardless of soil conditions. Patent Pending.

**30" wide aerating productivity** is combined with outstanding durability, speed, deep plug depth and no need to double aerate! This machine fits everywhere you need to go, plus great visibility of tines for edge work. No need for both large and small machines.



**Sulky** for larger open area aeration such as sports fields and large commercial runs. (Part No. 362609)



**Slopes up to 20 degrees** This unit has 1.5" tires and a 35" wheel base to accommodate slopes up to 20 degrees. Optional foam filled tires can improve results further. (Part No. 362601)



**Fast tine service** Only 8 tines and 4 bolts which are easily accessed and takes 10% of the time needed to service 40+ tine, 2-bolt drum units.



**Optional solid steel spikes** are excellent for improving drainage or for other no-plug applications. Sold individually, (Part No. 360394) or as a set (Part No. 362611)

# TOWABLE AERATORS

## AET48

For larger property aeration, the tow behind AET48 offers flexible productivity. The standard 48" modular unit easily configures down to 24" and features interchangeable parts. Each 24" unit has four tine stars with 6 tines each that core up to 3" deep. Cuts service time with single bolt tine fastener. Can also be configured up to 72" wide with the optional AET Expansion Kit. (Part No. 361273.)



Shown with optional water weight jugs.



Will accept sandbags for extra weight.

**UPDATED  
FROM  
BUSHINGS TO  
BEARINGS!**

## AET60

At up to four acres an hour, the AET60 is ideal for heavy duty, large property municipal, commercial, sport turf, estate or cemetery aerations. The AET60 offers flexible aeration widths at 36", 48" or 60" with a simple flip up or down of the aerator's wings. This unit weighs in at 440lb (almost double our AET48) without supplemental weights for deep, hard soil aeration. For maximum maneuverability, the AET60 also features swiveling tine assemblies (when used with 3-point hitch). Mounts to a standard tow bar or category 1, 3-point hitch. Runs up to 5 mph and pulls behind any type of tow vehicle. Provides a quality 6" x 7" aeration pattern up to 4" deep. Manual jack lifts and lowers tines with two pneumatic wheels for transport.

MODEL	TIRES	TINE DEPTH	HITCH TYPE	DRY WEIGHT	LENGTH	WIDTH	HEIGHT	JUG CAPACITY	TOWING REQUIREMENTS
AET48	10" (25 cm) pneumatic	Up to 3" (7.6 cm)	5/8" Pinned Tow Bar*	244 lb (110 kg)	66" (168 cm) wheel to wheel	65" (165 cm)	29" (74 cm)	40 lbs (18 kg) ea. w/5 gal (19 ltr) water	15 HP min. riding mower or tractor
AET60	13" (33 cm) Pneumatic	Up to 4" (10.2 cm)	3-pt hitch or standard tow bar	440 lbs (199.6 kg) without auxiliary ballast	Extendable tongue. Shortest length is 76"; extends 12" to 88"	37 - 60" (94 - 152 cm)	35" (89 cm)	N/A	20 HP min. riding mower or tractor



## AET48 FEATURES / SPECIFICATIONS



**Tine engagement** Lower and engage the tines by releasing the spring loaded lever. Raise the tines out of the ground by stepping on the footpad in combination with pulling on the provided lift steel bar when inserted into the lift slot.




**Single bolt tine fastener** Rock solid and easy to service. 50% fewer bolts than other units on the market.

**24 Tines** Four stars per section, with six tines, each core up to 4" deep.



**Easy fill & drain weight jugs** weigh over 40 lbs each when filled with 5 gallons of water. 2 jugs/per 24" unit (Not included, sold individually. Part No. 361100.)




**Pillow block bearings** with grease zerk reduce wear and downtime for maintenance.

## AET60 FEATURES / SPECIFICATIONS



**Swiveling tine wheels** for superior maneuverability (when used with 3-point hitch). 80 hardened steel tines for more efficient extraction of plugs.



**Foldable wings** raise and lower for desired aeration width, 36", 48" or 60".



**Category 1, 3-point hitch mounting** Tines swivel for 3-point hitch operation.



**Manual lift** Raise and lower tines with ease.

# OVERSEEDERS

## OS553V & OS552H with Auto Drop™

(Vanguard® or Honda®)

Comes with a 20" verticising delta reel that creates the ideal environment for seed-to-soil contact and high germination rates. Heavy-duty infinite height adjustment for precise depth adjustment gives longer blade life than preset adjustments. It features steel guards to protect bearings and pulleys, inside engagement bail and padded handle, easy adjustable idler and premium pulleys.



EXCLUSIVE  
AUTO DROP™  
SYSTEM!



Text "seeder" to  
33988 US or  
33433 Canada†

## OS901SPH

(Honda®)

The OS901 allows you to verticut and overseed, all in one pass! Comes standard with Honda power coupled to a self-propelled hydrostatic drive for infinite speed control that eliminates pushing and fatigue. Intuitive forward and reverse drive controls for incredibly simple operation. Its rugged design withstands the most demanding use and produces beautiful turf results.

LASER  
CLAD BLADES  
FOR 3X BLADE  
LIFE!



Text "seed" to  
33988 US or  
33433 Canada†

**Billy Goat®**  
**Controls**  
The Common Experience™



Shown without standard  
seed box bonnet and front  
tie-downs.

MODEL	ENGINE	DEPTH ADJUSTMENT*	SEEDING WIDTH	PRODUCTIVITY	WEIGHT	LENGTH	WIDTH
OS552H	162cc Honda	.125" → .5" (0.3 cm → 1.3 cm)	20" slicing (51 cm)	13,200 sq.ft/hr	179 lbs (81 kg)	55" (140 cm)	26.5" (67 cm)
OS553V	169cc Vanguard	.125" → .5" (0.3 cm → 1.3 cm)	20" slicing (51 cm)	13,200 sq.ft/hr	190 lbs (86 kg)	55" (140 cm)	26.5" (67 cm)
OS901SPH	270cc Honda	.125" → .5" (0.3 cm → 1.3 cm)	22" slicing (56 cm)	@3.0MPH 29,040 ft <sup>2</sup> /hour 0.67 acre/hr	314 lbs (142 kg)	58.38" (148 cm)	30.75" (78 cm)

†Data rates may apply.

\*With up to an additional ½ inch (1.3 cm) of adjustment for blade wear.  
Not all units are CA approved. See your dealer.



## OS552H & OS553V FEATURES / BENEFITS



**25 lb front mounted poly seed box** with on-board customer instructions to help set drop rates for various seed. The box and agitator bar won't rust or dent – standard on the overseeder.



**Heavy-duty wheels** with steel rim and roller bearings stand up to the most demanding customers and applications.



**Auto Drop™ system** is easy to adjust, with drop rates for a variety of seeds listed in on-board instructions.



**Fold-n-Go™ no tool, no bolt foldable handle** with inside bail and padded handles. Great for comfort, storage, and transport. (PR550 unit shown).

## OS901SPH FEATURES / BENEFITS / ACCESSORIES



**Fold-n-Go™ no tool, no bolt foldable handles** are great for storage and transport.



**Self-propelled hydrostatic drive** with intuitive forward & reverse drive controls eliminate pushing to reduce fatigue. Simple auto release switch for transport in off position.



**Auto Drop™ system** automatically starts and stops seed drop with reel engagement & disengagement, conserving valuable seed. **Spring loaded stainless steel slide** prevents binding from dust of coated seed and is easy to clean with spring loaded hardware.



**Elevated seed box** prevents moisture from clogging the seed drop & provides excellent visibility. Axle driven seed agitator eliminates belts & tire-on-tire systems.



**Foot pedal** for operator ease of use and improved blade depth and wear. Standard on OS901. Retro Kit available for older OS900 Series. (Part No. 351611)



**Blade design plus laser cladding** provides improved slicing, reduced thatch and longer life due to sharpened leading edge, design, attack angle and height adjust. Standard. (Part No. 351290)



**Clear seed box bonnet**  
Standard (Part No. 351617)  
**Optional sulky**  
(Part No. 351601)

**Floating cutting head** with an exclusively designed 22" (56 cm) slicing reel floats with contours of yards, increasing seed to soil contact and improving germination rates.



# POWER RAKES



CR551V

## CR551V

(Vanguard®)

This Compact Power Rake maneuvers easily around small properties, removing matted thatch from turf in 20" / 51 cm passes. A 5 gross HP<sup>†</sup> Honda or Vanguard-powered engine is coupled to a free-swinging heat treated tempered flail blade reel, mounted to construction grade cast iron pillow block bearings with grease zerks. The flail reel can be changed over to an optional slicing reel in 10 minutes.

Fold-n-Go™ foldable handles for simple transport, premium inside mounted engagement bale, heavy-duty steel pulleys and adjustable idler permits tension setting for maximum belt and long unit life.

**WEIGHS  
ONLY  
129 LBS!**



Text "rake" to  
33988 US or  
33433 Canada\*

## PR551V & PR550H

(Vanguard® or Honda®)

The Billy Goat Power Rake efficiently removes matted thatch from turf in 20" passes, and its rugged design withstands the most demanding use.

A 5.5 gross HP<sup>†</sup> Honda or Vanguard engine coupled to a free-swinging heat treated tempered flail blade reel, mounted to construction grade cast iron pillow block bearings with grease zerks. The unit features steel guards to protect bearings and pulleys, heavy-duty wheels, inside engagement bail and padded handle for extended durability and ergonomics. Convertible to overseeder, vertisicer or spring tine rake with optional accessories.



Text "thatch" to  
33988 US or  
33433 Canada\*



PR551V

MODEL	ENGINE	DEPTH ADJ	DEPTH**	REEL	PRODUCTIVITY	WEIGHT	LENGTH	WIDTH
CR551V	169cc Vanguard	Infinite	(.125" → .5") (0.3 cm → 1.3 cm)	20" Flail (51 cm)	13,200 sq.ft/hr	138 lb (62 kg)	45.5" (116 cm)	26.5" (67 cm)
PR551V	169cc Vanguard	Infinite	(.125" → .5") (0.3 cm → 1.3 cm)	20" Flail (51 cm)	13,200 sq.ft/hr	161 lb (73 kg)	45.5" (116 cm)	26.5" (67 cm)
PR550H	162cc Honda	Infinite	(.125" → .5") (0.3 cm → 1.3 cm)	20" Flail (51 cm)	13,200 sq.ft/hr	158 lb (71.6 kg)	45.5" (116 cm)	26.5" (67 cm)

\*Data rates may apply.

\*\*With up to an additional 1/2 inch (1.3 cm) of adjustment for blade wear.

Note: Add "V" to the end of PR model to order with vertislicing reel.

Note: "T" to the end of a PR model to order with spring tine reel standard.

<sup>†</sup>Power rated by engine manufacturer.

Vanguard: All power levels are stated gross horsepower at 3600 RPM per SAE J1940 as rated by Briggs & Stratton.

Not all units are CA approved. See your dealer.

## CR551V FEATURES / BENEFITS / ACCESSORIES



**Flail reel** is standard on CR. Perfect for accumulated thatch to 1/2 inch (1.3 cm) or more. Helps restore healthy growth of turf. (Part No. 350241)



**Infinite, heavy-duty depth adjustments** save on blade wear when compared to preset adjustments that may promote premature flail wear.



**Construction grade cast iron bearings** Standard on PR550H and PR551V.


## PR550H & PR551V FEATURES / BENEFITS / ACCESSORIES




**Fold-n-Go™ no tool, no bolt foldable handle** with inside bail and padded handles. Great for comfort, storage, transport and long life.



**Infinite, heavy-duty depth adjustments** save on blade wear when compared to preset adjustments that may promote premature flail wear.




**Premium pulleys**, easy to adjust idler, and easy to change belt contribute to simple service and long life. Protected by a steel guard.



**Flail reel** is standard on PR. Heat treated and tempered blades stand up to heavy use. Reversible after one side wears. (Part No. 350112-S)



**Optional spring tine reel** efficiently removes thatch with a softer touch where sprinkler heads or other objects may be a concern. Can be ordered standard with PR. See note under specs on prior page. (Part No. 350355-S)



**Optional verticiling reel** is perfect for overseeding and thinning running grasses. Can be ordered standard on a PR and CR. See notes \*\* under specs on prior page. (Part No. 350603 for PR and Part No. 350604 for CR)



# SUMMER

MEADOW AND BRUSH MOWING THE EASY WAY



(Pictured with prior red engine shroud.)



pages **22-23**



pages **22-23**



pages **22-23**



pages **24-25**



pages **26-27**

# OUTBACK<sup>®</sup> BRUSHCUTTERS

## BC2601HM & BC2600ICM

(Honda<sup>®</sup> or Briggs & Stratton<sup>®</sup>)

**Enhanced cable durability: 15% thicker cables and improved cable protection!**

The Outback<sup>®</sup> BC26 mechanical-drive brushcutter, designed for cutting through overgrown brush is ideal for clearing meadows and fields or cutting paths and trails wherever dense brush and weeds present a clean-up challenge. The 26" wide rigid deck commercial duty brush hog tackles brush up to 6' high, grass and weeds over 8' tall and saplings up to 2" diameter.



BC2601HM



**Billy Goat<sup>®</sup>**  
**Controls**  
The Common Experience<sup>™</sup>

BC2601HH



**Billy Goat<sup>®</sup>**  
**Controls**  
The Common Experience<sup>™</sup>

**FRONT WHEEL  
CASTERS HELP  
HOLD ON  
HILLSIDES WHEN  
LOCKED! TURNS  
EASIER IN TALL  
GRASS!**

BC2601HHC  
Lockable front  
wheel casters

**MECHANICAL  
DRIVE. IDEAL  
FOR FLAT  
MEADOW  
WORK!**



Text "meadow" to  
33988 US or  
33433 Canada\*

## BC2601HH, BC2601HHC BC2601HEBH, BC2600ICH, BC2600ICHC & BC2600ICHFT

(Honda<sup>®</sup> or Briggs & Stratton<sup>®</sup>)

The Outback<sup>®</sup> Hydro-Drive brushcutters are 26" commercial-duty walk behind brush hogs ideal for rough terrain, hills up to a 20-degree slope, and wet or uneven conditions. The intuitive controls and hydrostatic drive system make quick work of under-brush, berries, bramble, vines, tall grass and small trees up to 2" diameter and 6' tall – all at a rate of just under an acre of brush per hour.

**HYDRO-DRIVE.  
IDEAL FOR  
ROUGH TERRAIN,  
HILLS & HIGH  
BRUSH!**



Text "brush" to  
33988 US or  
33433 Canada\*

MODEL	ENGINE	START	CUT WIDTH	DECK	PRODUCTIVITY	WEIGHT	LENGTH	WIDTH
BC2601HM	388cc Honda	Pull	26" (66 cm)	Fixed	28,600 sq. ft/hr	317 (143.7 kg)	81.5" (207 cm)	30.75" (78 cm)
BC2601HMFT	388cc Honda	Pull	26" (66 cm)	Fixed	28,600 sq. ft/hr	317 (143.7 kg)	81.5" (207 cm)	30.75" (78 cm)
BC2601HH	388cc Honda	Pull	26" (66 cm)	Floating	28,600 sq. ft/hr	325 (147.4 kg)	83" (211 cm)	31" (79 cm)
BC2601HHFT	388cc Honda	Pull	26" (66 cm)	Floating	28,600 sq. ft/hr	367 (166 kg)	81.5" (207 cm)	30.75" (78 cm)
BC2600ICM**	344cc Briggs & Stratton	Pull	26" (66 cm)	Fixed	28,600 sq. ft/hr	316 (143.3 kg)	81.5" (207 cm)	30.75" (78 cm)
BC2601HEBH	388cc Honda	Electric	26" (66 cm)	Floating	28,600 sq. ft/hr	335 (152 kg)	83" (211 cm)	31" (79 cm)
BC2601HHC	388cc Honda	Pull	26" (66 cm)	Floating	28,600 sq. ft/hr	325 (147.4 kg)	80" (203 cm)	31" (79 cm)
BC2600ICH**	344cc Briggs & Stratton	Pull	26" (66 cm)	Floating	28,600 sq. ft/hr	325 (147.4 kg)	81.5" (207 cm)	30.75" (78 cm)
BC2600ICHC**	344cc Briggs & Stratton	Pull	26" (66 cm)	Floating	28,600 sq. ft/hr	325 (147.4 kg)	81.5" (207 cm)	30.75" (78 cm)
BC2600ICHFT**	344cc Briggs & Stratton	Pull	26" (66 cm)	Floating	28,600 sq. ft/hr	325 (147.4 kg)	81.5" (207 cm)	30.75" (78 cm)

\*Data rates may apply.

Foam-filled tires: BC2600ICHFT, BC2601HMFT, BC2601HEBFT, BC2601HHFT

\*\*CA model available. See Dealer.



## BC26 FIXED DECK FEATURES / BENEFITS



**Heavy-duty blade spindle** is reinforced in four directions for maximum durability and safety, so you can keep cutting in the harshest environments.



**Rigid deck** provides excellent stability in deep vegetation while mowing your meadows. Angled rear discharge deck eliminates packing and wind rows.



**Heavy-duty mechanical transaxle** combines the transmission and differential into one sealed package with no linkages to snag on brush. 3 speeds and reverse. Underside guarding protects belts and clutch area. Also standard on the BC26 Hydro-Drive unit.



**Ergonomically-angled control handles with padded grips** Intuitive drive controls make it easier to move forward and reverse. Wide plow style handles with padded grips and guards for maximum protection and leverage in deep brush.

## BC26 HYDRO-DRIVE FEATURES / BENEFITS



**Tuff Torq<sup>™</sup> hydrostatic transaxle** with ETC (Enhanced Traction Control) is fully automatic, sensing when the rear wheel starts to spin, locking the wheel and giving it positive traction. Provides superior traction on hills or in wet and uneven conditions.



**Pivoting deck** +/- 12 degree pivoting deck with proprietary return to neutral is engineered to glide over uneven terrain and deep brush. 26" wide deck with higher tip speed for improved cut quality.




**Front wheel casters (BC2601HHC, BC2600IHC)** help hold hillsides when locked. Turns easier in tall grass. Height adjusts from 1.75" to 3.75" (4.5 cm - 9.5 cm)



**Intuitive drive controls & handles with padded grips** Best in class control package allows the user to feather in forward and reverse directly from the handles - no shifting required. **New**, thicker drive cables (15%), plus improved cable protection.



**Wider anti-flat tractor tires** for better grabbing and pulling power.



**New hour meter feature** helps operator manage maintenance intervals.



**Rubberized rear deck trim** allows for easier stump clearance in reverse.



**Heavy-duty blade spindle** is reinforced in four directions for maximum durability and safety, so you can keep cutting in the harshest environments.

# SELF-PROPELLED AUGER

## AGR1301H

(Honda®)

Billy Goat's AGR1301H is a one-person post hole auger for fence and deck building, sign installation and fatigue-free operation. The only dedicated self-propelled auger on the market also features a Patent Pending Z-Link™ arm linkage gas spring lift that allows for straight line drilling without repositioning the drill. The gas springs assist in lifting the bit from the hole and reduce fatigue.

Transport to and from the job site or moving from hole to hole is seamless with variable speed hydro-drive forward and reverse and self-propelled drive, eliminating the need to switch to drive or tow mode. The intuitive variable speed hydro-drive controls match other Billy Goat hydro-drive units, alleviating guesswork for spontaneous operation.

A foot-operated spring-loaded parking brake on both wheels along with the option to lock the bit at a right or left angle makes slope work a cinch.

The unit fits through 36" gates and for transport loads / unloads in seconds into a 6' truck bed with bit attached – no towing!



Pictured with prior engine shroud and former orange bit.

**Billy Goat®**  
**Controls**  
The Common Experience™

Text "drill" to  
33988 US or  
33433 Canada\*



Pictured with former orange bit.



MODEL	ENGINE	WHEEL DRIVE	PUMP	BIT DRIVE	AUGER BIT RPM	TORQUE†	START	WHEELS (REAR)	FRONT CASTER	LENGTH	WIDTH	HEIGHT	WEIGHT
AGR1301H	390cc Honda GXV	Hydraulic Fwd. / Rev.	Hydraulic motor 10 GPM	Hydraulic Fwd. / Rev.	150 RPM	Up to 350 foot-pounds	Manual with Cold Start**	18" High flotation turf	11" Pivoting	103"	34.5"	60" (52.5" transport)	603 lbs

\*Data rates may apply.

\*\*Cold Start Disengage for the belt drive system for use in cold temperatures.

†Actual power output for the auger bit motor may vary depending on numerous factors, including the operating speed of the engine, environmental conditions and maintenance.

Not all units are CA approved. See your dealer.



# AGR1301H FEATURES / BENEFITS / ACCESSORIES



**Patent pending Z-Link™** offers a straight line drilling motion with minimum machine re-positioning.



**Gas spring lift struts** assist the operator when lifting the bit from the hole, reducing fatigue.



**Pivoting front wheel caster** for smooth transport to job site and from hole-to-hole along with high flotation rear turf tires.




**Auger bit position during transport and drill** For efficient, compact transport, bit locks in forward position and easily clears the ground for simple moving hole-to-hole. Unlock both the transport handle and pull the quick release pin to swing the bit into position for vertical drilling. Bit can also be positioned and locked to a left or right angle when working on slopes.



**Operator controls** are intuitive with variable speed hydro-drive forward / reverse plus "Drill," all at your fingertips. Drive controls are common to other Billy Goat hydro-drives for a consistent "feel".



**Larger 13 gross HP+ Honda engine and a 10 GPM pump plus motor package** produces up to 350 foot-pounds of best in class bit torque. Easily handles 2"-18" bits.



- A. 8" x 36" Bit** (Part No. 540413)
- B. 12" x 38" Bit** (Part No. 540414)



**Spring loaded parking brake** on rear wheels helps stabilize the machine for straight line drilling on uneven or sloped terrain. Bottom pedal engages brake and top pedal disengages brake.

## Accessories

8" x 36" Bit (Orange)	PN540357
12" x 42" Bit (Orange)	PN540392
8" x 36" Bit (Red)	PN540413
12" x 38" Bit (Red)	PN540414
Pilot Bit (Dirt)	PN540310
Pilot Bit (Hardface)	PN540311
Pilot Bit (Carbide)	PN540312
Wisdom Tooth (Dirt; Orange)	PN540395
Wisdom Tooth (Hardface; Orange)	PN540396
Wisdom Tooth (Carbide; Orange)	PN540397
Wisdom Tooth (Dirt; Red) with insert	PN540415
Wisdom Tooth (Hardface; Red) with insert	PN540416
Wisdom Tooth (Carbide; Red) with insert	PN540417
Weld-On Drive Lug	PN540398
7/8" Square Bit Adapter (comes standard)	PN540259
1-1/4" Square Bit Adapter	PN540116
1-3/8" Hex Bit Adapter	PN540115
Adapter, Hydraulic Motor	PN540412-S

<sup>1</sup>Power rated by engine manufacturer.

# STUMP GRINDERS

## SG1301H & SG1301HGT

(Honda®)

Introducing the durable, high-performing SG1301H and SG1301HGT (with Greenteeth®) walk-behind stump grinders! These units offer a host of category-leading features such as the ability to grind from 24 in. above grade to 16 in. below grade. They feature wide chip guarding, a long cutter head reach, an extended handle for better swing leverage when grinding, and a double-welded cutter head guard as well as reinforced frame. The units are powered by a 13 gross HP† Honda driving a 15.5", 35 lb. cutting wheel with replaceable carbide teeth for the ultimate in efficient stump grinding. Take your stump grinding to the next level!



 Text "grind" to  
33988 US or  
33433 Canada\*

†Power rated by engine manufacturer.

\*Data rates may apply



## SG1301H & SG1301HGT FEATURES / BENEFITS



**Long reach front end is angled down** toward the cutter head for longer reach and better grinding versus others on the market.



**Dual handle, long reach** Dual hand holds and bail access make cutter head activation easy, regardless of handle position at various cutting depths. Long handle affords the operator better leverage while working the stump.



**Chip guarding** Double welded versus single as compared to other units on the market helps prevent cracking (A). Additionally, side and rear chip curtains offer operator more protection from wood chips (B).



**Eight Tungsten carbide cutting teeth** encased in stoutly-designed holders for both added durability and ease of service replacements.

**Optional Greenteeth® Tooth Kit** Innovative tooth and pocket system allows for each tooth to be turned up to 3x before it needs replacement and enables replacement without removing the pocket. The concave of the tooth is a bit more shallow, making it a better choice for rocky soil conditions. The pockets are designed to fit on any standard wheel. (Part No. 80107904)



**Belt span & belt guard** A longer belt span with durable belt guard increases belt life and extends service.



**Emergency stop switch** adds safety.



**Foot mount** provides leverage for ease of starting up the unit.



**Brake system:**  
**Brake release lever** sets and releases brake for safe transport and operation (A).  
**Locking drum brake** keeps the unit in place while sweeping the cutting head back and forth across the stump (B).



**Handle adjust lever** sets the handle height for maximum stability and control.

MODEL	ENGINE	DISC RPM WHEN ENGINE AT 2500 RPM	DRIVE	CUTTER / WHEEL DIAMETER / THICKNESS	CUTTING CAPACITY ABOVE GRADE / BELOW GRADE	TEETH TYPE	WEIGHT	LENGTH RANGE	WIDTH	HEIGHT RANGE	WHEELS
SG1301H	389 cc Honda GX390	1575	Push	14" / 3/8"	24" / 16"	8 Tungsten carbide	330 lbs (150 kg)	85" – 100.5" (215.9-255.3 cm)	30.06" (76.6 cm)	37.5 – 59" (95.3 -149.9 cm)	4.8" x 8"
SG1301HGT*	389 cc Honda GX390	1575	Push	14" / 3/8"	24" / 16"	8 Tungsten carbide Greenteeth®	330 lbs (150 kg)	85" – 100.5" (215.9-255.3 cm)	30.06" (76.6 cm)	37.5 – 59" (95.3 -149.9 cm)	4.8" x 8"

\*Model sold with Greenteeth®



# FALL

## CLEAN UP WITH WORLD-CLASS BLOWERS, VACUUMS AND DEBRIS LOADERS



pages 30-33



pages 34-35



pages 36-37



pages 38-39



pages 40-41



pages 42-45



pages 46-47

### FORCE™ vs BACKPACK PRODUCTIVITY & AVERAGE LEAF CLEARING TIME

	Hours per 1/2 Acre	Hours per 1 Acre	Hours per 2 Acres	
Hand-held	5 hrs. 24 min.	N/A	N/A	N/A
Average Backpack	2 hrs. 45 min.	5 hrs. 29 min.	N/A	-
6 gross HP* Force™	1 hr. 12 min.	2 hrs. 23 min.	4 hrs. 46 min.	2.3 x faster
9 gross HP* Force™	43 min.	1 hr. 26 min.	2 hrs. 52 min.	3.8 x faster
10 gross HP* Force™	43 min.	1 hr. 26 min.	2 hrs. 52 min.	3.8 x faster
13 gross HP* Force™	27 min.	53 min.	1 hr. 46 min.	6.2 x faster
14 gross HP* Force™	27 min.	53 min.	1 hr. 46 min.	6.2 x faster
18 gross HP* Force™	24 min.	47 min.	1 hr. 24 min.	7.0 x faster

\* Power rated by engine manufacturer. Vanguard: All power levels are stated gross horsepower at 3600 RPM per SAE J1940 as rated by Briggs & Stratton.

LIGHTWEIGHT  
& PERFECT FOR  
HOMEOWNERS!




F602V

# FORCE™ BLOWERS

## F602V, F602X

(Vanguard® or Briggs & Stratton®)

At only 89 pounds (F602V), or 83 pounds (F602X), this unit is one of the lightest in its class making it a breeze to roll through the yard. Ideal for residential cleanup, it costs little more than a backpack, but is almost 2.5 times more powerful so you'll get your work done faster with less fatigue. New folding handle for easy storage and transport! Backed by a 1-year limited warranty, 3-year limited Vanguard engine warranty and 2-year limited Briggs & Stratton engine warranty (consumer); 1-year (commercial)\*\*



Air volume = 2.3x backpacks\*

## F902H, F1002V & F1002SPV

(Honda® or Vanguard®)

Step up to commercial cleanup power! These units are ideal for medium size maintenance contractors and large property owners. The self-propelled F1002SPV increases productivity so you can rip through 30% more property per day. 3-year limited Honda engine warranty, 3-year limited Vanguard engine warranty and 5-year limited housing warranty.\*\*



F902H



F1002SPV



Text "blower"  
to 33988 US or  
33433 Canada†



F902 Air volume = 3.8x backpacks\*



F1002 Air volume = 3.8x backpacks\*

MODEL	ENGINE	VELOCITY	FAN	DISCHARGE	WEIGHT	FRONT WHEELS	REAR WHEELS	LENGTH	WIDTH	HEIGHT
F602V	169cc Vanguard	Just under 200 mph	16" 16-blade Single Shot Composite	3.5" (9 cm)	89 lb (40 kg)	8" x 3" Semi-pneumatic	10" x 3" Pneumatic	43.5" (111 cm)	22" (56 cm)	26" (housing), 45" (handle)
F602X	208cc Briggs & Stratton	Just under 200 mph	16" 16-blade Single Shot Composite	3.5" (9 cm)	83 lb (37 kg)	8" x 3" Semi-pneumatic	10" x 3" Pneumatic	43.5" (111 cm)	22" (56 cm)	26" (housing), 45" (handle)
F902H	262cc Honda	Just under 200 mph	17" 16-blade Single Shot Composite	4" (10 cm)	143 lb (65 kg)	10" x 3" Pneumatic	13" x 5" Pneumatic	58" (147 cm)	29.25" (74 cm)	32.5" (housing), 45" (handle)
F1002V	305cc Vanguard	Just under 200 mph	17" 16-blade Single Shot Composite	4" (10 cm)	143 lb (65 kg)	10" x 3" Pneumatic	13" x 5" Pneumatic	58" (147 cm)	29.25" (74 cm)	32.5" (housing), 45" (handle)
F1002SPV	305cc Vanguard	Just under 200 mph	17" 16-blade Single Shot Composite	4" (10 cm)	164 lb (74 kg)	10" x 3" Pneumatic	13" x 5" Pneumatic	58" (147 cm)	29.25" (74 cm)	32.5" (housing), 45" (handle)

\*Relative to most large backpacks. In accordance with ANSI 175.2 standard.

\*\*Complete warranty details can be found in Operator's Manuals.

†Data rates may apply.

Not all units are CA approved. See your dealer.



F1302SPH

## F1302H & F1302SPH

(Honda®)

## F1402V & F1402SPV

(Vanguard®)

Professional power and productivity, these units are a favorite for full-size landscapers, seal coaters, schools, parks departments, cemeteries, resorts, street departments, golf and estate properties. 3-year limited engine warranty, 2-year limited machine warranty, 5-year limited housing warranty.\*\*



F1302 Air volume = 6.2x backpacks\*



F1402 Air volume = 6.2x backpacks\*



F1402SPV

**ALL MODELS WITH SELF-PROPELLED OPTION!**



F14 Vanguard-powered engines with **cyclonic air filtration** extends air filter replacement intervals up to 600 hours and advanced oil management system extends oil change intervals up to 200 hours.

## F1802V & F1802SPV

(Vanguard®)

The ultimate in volume and power! A 6" discharge with air velocity of just under 200 mph will blow and push leaves and debris farther so you can clean up faster than with any other blower in our lineup. Most manufacturers don't even make 'em! 3-year limited engine warranty, 2-year limited machine warranty, 5-year limited housing warranty.\*\*



Air volume = 7x backpacks\*



F1802SPV

MODEL	ENGINE	VELOCITY	FAN	DISCHARGE	WEIGHT	FRONT WHEELS	REAR WHEELS	LENGTH	WIDTH	HEIGHT
F1302H	393cc Honda	Just under 200 mph	17" 16-blade Single Shot Composite	5" (13 cm)	152 lb (69 kg)	10" x 3" Pneumatic	13" x 5" Pneumatic	58" (147 cm)	28.5" (72 cm)	32.5" (housing), 45" (handle)
F1302SPH	393cc Honda	Just under 200 mph	17" 16-blade Single Shot Composite	5" (13 cm)	173 lb (79 kg)	10" x 3" Pneumatic	13" x 5" Pneumatic	58" (147 cm)	28.5" (72 cm)	32.5" (housing), 45" (handle)
F1402V	408cc Vanguard	Just under 200 mph	17" 16-blade Single Shot Composite	5" (13 cm)	157 lb (71 kg)	10" x 3" Pneumatic	13" x 5" Pneumatic	58" (147 cm)	28.5" (72 cm)	32.5" (housing), 45" (handle)
F1402SPV	408cc Vanguard	Just under 200 mph	17" 16-blade Single Shot Composite	5" (13 cm)	171 lb (77 kg)	10" x 3" Pneumatic	13" x 5" Pneumatic	58" (147 cm)	28.5" (72 cm)	32.5" (housing), 45" (handle)
F1802V	570cc Vanguard	Just under 200 mph	17" 16-blade Single Shot Composite	6" (15 cm)	179 lb (81 kg)	10" x 3" Pneumatic	13" x 5" Pneumatic	58" (147 cm)	28.5" (72 cm)	32.5" (housing), 45" (handle)
F1802SPV	570cc Vanguard	Just under 200 mph	17" 16-blade Single Shot Composite	6" (15 cm)	189 lb (86 kg)	10" x 3" Pneumatic	13" x 5" Pneumatic	58" (147 cm)	28.5" (72 cm)	32.5" (housing), 45" (handle)

\*Relative to most large backpacks. In accordance with ANSI 175.2 standard.

\*\*Complete warranty details can be found in Operator's Manuals.

# FORCE™ BLOWERS

## FORCE™ FEATURES / BENEFITS / ACCESSORIES



**Aim N Shoot™** directs the airflow where you need it most with fingertip control and is lockable for single positions. Air is up to 52% more concentrated vs. square steel discharge for higher discharge speeds and a better combination of CFM and velocity to get your work done.



**Self-propelled** Forget the fatigue associated with pushing blowers. The 10 gross HP† Vanguard, 13 gross HP† Honda, 14 gross HP† Vanguard and 18 gross HP† Vanguard engines have self-propelled options to increase productivity!



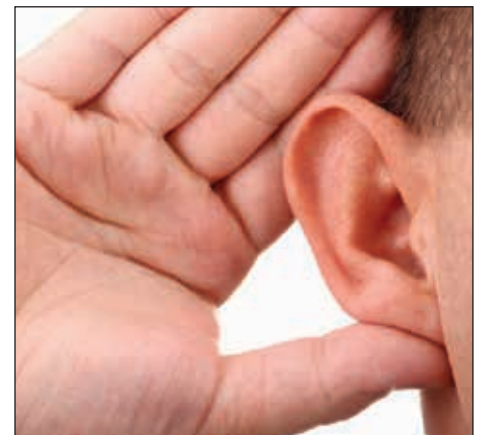
**Smooth, rounded housing** vs. steel eliminates air voids for quiet output and maximum performance! Proven design won't rust or dent! Backed by a 5-year limited warranty.\*\* Plus, compare against pushing the weight of steel!



**Force blowers** are up to 30% lighter than other units on the market. Easier to push and far more productive.



**Advanced fan technology** features a single shot 16-blade, closed face fan. That's twice as many blades as most manufacturers and is far lighter than steel fans and easier to start on cold days. It's standard on all models and is the ultimate in performance and reliability!



**Quietest on the market** The quiet operation of the Force™ compared to backpacks and steel blowers is a welcomed relief among users and in neighborhoods.

\*\*Complete warranty details can be found in Operator's Manuals.

†Power rated by engine manufacturer.

Vanguard: All power levels are stated gross horsepower at 3600 RPM per SAE J1940 as rated by Briggs & Stratton.

Not all units are CA approved. See your dealer.





**Forward discharge** Improved design of soft rubber is standard on F9, F10, F13 and F14. (Not available on F18.) It's a snap to install and is perfect for cleaning along walls and fences! (Optional kit on F6 models. Part No. 441130)



**Caster wheel kit** allows more maneuverability in tight spaces for moving airflow from side to side, without off-weighting the front wheel. (Optional for F9, F10, F13, F14 and F18 models only. Part No. 440293)



**Quick hold down kit** Quick trailer lock down attachment saves time. (Optional for F9, F10, F13, F14 and F18 models only. Part No. 440120)



**Parking brake kit** prevents roll-aways on inclines and saves relocation time when you need to step away. (Optional for F9, F10, F13, F14 and F18 models only. Part No. 440140)



**10-ft hose kit** easily fits over nozzle to direct airflow into hard to reach spaces. 4"D x 10'L. (Optional for F6 models only. Part No. 441166)



**Foam filled front tire** Flat free tire is lightweight and rolls easily over terrain. (Optional for F9, F10, F13, F14 and F18 models only. Part No. 440279)

# HURRICANE™ BLOWERS



P2000 Blower

## P2000 Hurricane Blower

(Vanguard®)

Billy Goat has completed the Hurricane portfolio with the feature-rich Hurricane P2000. This compact version boasts fast, low-fatigue, and high productivity for virtually any application. Our patented dual deflector air flow system and undercut is manually adjustable on both the left and right for directing the twin air columns at the best angle for the most efficient cleaning. A convenient foot pedal allows the operator to quickly transition air output from the left to the right side when turning. The unit easily fits through a 36" gate and makes quick work of any mid-sized clean up challenge on turf or hard surface.

## X3000 & Z3000

(Vanguard®)

The X3000 and Z3000 Hurricane blowers boast unprecedented commercial leaf and debris cleanup. From seamless operating controls to directional blowing options, robust blowing power and zero-turn maneuverability, the Billy Goat X3000 and Z3000 Stand-On Blowers take productivity to a whole new level! See the video at [Billygoat.com](http://Billygoat.com).



X3000 Blower




Z3000 Blower

**Double down on  
productivity!**  
**HURRICANE**

MODEL	ENGINE	TRANSMISSION	VELOCITY	CFM	WEIGHT	HEIGHT	WIDTH	LENGTH	TRAVEL SPEED	FUEL CAPACITY
P2000*	570cc Vanguard®	Twin HYDRO-GEAR® 3100 IZTs	150+ MPH	3500	664 lbs	47"	35.5"	59"	8 MPH	5 gal.
X3000*	627cc Vanguard®	Twin HYDRO-GEAR® 3100 IZTs	165+ MPH	4500	749 lbs.	54"	42"	60"	8 MPH	10 gal.
Z3000*	993cc Vanguard®	Twin HYDRO-GEAR® 3100 IZTs	165+ MPH	7500	895 lbs.	56"	45"	65"	9 MPH	10 gal.

\*Not CA approved.

## P2000, X3000 & Z3000 FEATURES / BENEFITS



**Patented Dual Deflector Air Flow System™** allows the operator to change the angle of air flow for deeper more efficient cleaning of leaves and debris. Air flow can be shut down on all discharges for transport. Featured on both discharge points P2000; and featured on the left for the X3000 and Z3000.



**Patented Quad Control Handle System™** offers seamless forward / reverse direction, automatic return to neutral, integrated operator presence control and a self-activating parking brake. Intuitive controls for ease of operation! (X3000, Z3000)



**Optional Pavement Tire** with tread wrap around for increased maneuverability and increased tire life. (X3000 Part No. 5109061 pictured; P2000 Part No. 5109808)



**Patent Pending Directional Air Discharge Foot Pedal** offers quick and easy transition from left to right blowing. (P2000)


**Ergonomic Operator Platform** provides suspension for comfortable ride and non-skid surface for ease of operation. (P2000)




**Joy stick deflector control** with improved mounting bezel allows for quick and easy control of air flow from left, right or forward directions, eliminating the need to blow in reverse. Simply pull-back on the lever to close flow for transport. (X3000, Z3000)



**Automatic parking brake** self-activates if the need to briefly step off of the machine arises. (X3000, Z3000)



**L.E.D lights** for night operation makes for easy cleanup in daylight savings time. Standard on X3000 and Z3000. Optional on P2000 (Part No. 5601318)



**Z3000 blower housing** design draws air from both sides of the housing for increased air velocity, less noise, and offers more power to push leaves and debris farther so you can clean up faster.



**Torsion mounted front axle assembly** handles curbs with ease; like they're not even there! Semi-pneumatic flat free front tires. (X3000, Z3000)



**Front and rear tie downs** offer secure tie down points for ease of transport.

**Front tie down** (inset photo)

# LAWN & LITTER VACUUMS



KV601SP shown with optional 4' x 8' hose kit. Ideal for cleaning between shrubs, under decks, window wells, utilities and other hard to reach areas.

## KV601 & KV601SP

(Briggs & Stratton®)

Ideal for residential or smaller commercial property maintenance, Billy Goat's versatile 27" wide lawn and litter vac has variable height adjustment for hard surface or turf work. 12" tires on the push unit and rear wheel drive on the self-propelled unit make operation simple even in hilly turf environments. Optimized nozzle configuration improves suction and debris flow and handles hedge clippings with ease. Low-fatigue high-productivity commercial leaf and debris cleanup. Makes quick work of any mid-sized clean-up challenge on turf or hard surface. Handle conveniently folds for off-season storage.



Text "vacuum" to  
33988 US or  
33433 Canada\*  
(KV601)



Text "vac" to  
33988 US or  
33433 Canada\*  
(KV601SP)



## TKV601SP

(Briggs & Stratton® Self-Propelled)

The TKV model offers all the great features of our KV model but has an integral on-board 2" chipper. Now you can add branches to all your leaf, seed, bloom, mulch, litter, and debris cleanup jobs. Self-propelled is standard on the TKV.



Text "vac" to  
33988 US or  
33433 Canada\*

MODEL	ENGINE	SELF-PROPELLED	CFM	BAG VOLUME	BAG	WEIGHT	LENGTH	WIDTH
KV601	190cc Briggs & Stratton 850 PXI™ Series IC	No	1700	40 gal (151 ltr)	Mesh w/dust skirt	116 lb (52 kg)	62" (158 cm)	26.75" (68 cm)
KV601SP	190cc Briggs & Stratton 850 PXI™ Series IC	Rear	1700	40 gal (151 ltr)	Mesh w/dust skirt	133 lb (60 kg)	62" (158 cm)	26.75" (68 cm)
TKV601SP	190cc Briggs & Stratton 850 PXI™ Series IC	Rear	1700	40 gal (151 ltr)	Mesh w/dust skirt	141 lb (64 kg)	62" (158 cm)	26.75" (68 cm)

\*Data rates may apply.




## KV/TKV FEATURES / BENEFITS / ACCESSORIES



**Integral dust skirt** keeps dust down and away from the operator. **Optional felt bag** is available for better dust control. (Part No. 891126)



**Hard bottom breathable mesh turf zipperless bag** uses two easy open fasteners for long life and simple unloading. Bottom loading.



**Single speed rear self-propelled** is great in hilly turf applications. (KV601SP and TKV601SP only)



**5-blade serrated impeller** maximizes both suction and debris reduction.



**Optional hose kit** with telescoping handle is ergonomic and great for cleaning hard to reach places. (Part No. 891125)



**The caster kit** (Part No. 891128) and **nozzle wear kit** (Part No. 891127) increase maneuverability and help protect your investment against wear on hard surfaces.



**Optional shredder screen kit** reduces dry leaves up to 12:1. (Part No. 891153)



**Optional liner sleeve** protects housing in sandy conditions (Part No. 891134)



**TKV On-board 2" chipper**  
Now you can add branches to all your leaf, seed, bloom, mulch, litter, and debris cleanup jobs.



**The weatherproof cover** is ideal for protecting your machine from the elements. (Part No. 891137)

# INDUSTRIAL DUTY VACUUMS


## MV601

(Briggs & Stratton® Push: Hard Surfaces)

## MV601SP/MV601SPE\*

(Self-Propelled: Turf. \*Electric Start)

Ideal for larger properties, commercial lots, leaf cleanup, rental, parks, city streets, school districts, or municipal festival cleanup. Powerful 6-blade impeller for maximum suction and debris reduction. Picks up cans, grass clippings, litter and other debris with ease. Abrasion-resistant composite housing components reduce weight and won't rust or dent.

 Text "multi" to 33988 US or 33433 Canada†

SELF-PROPELLED OR PUSH



ELECTRIC START

MV601SPE Pictured with optional hose kit. 5" D x over 10' long with nozzle for hard to reach areas.



MODEL	ENGINE	SELF-PROPELLED	CFM	BAG VOLUME	BAG	WEIGHT	LENGTH	WIDTH
MV650H**	187cc Honda	No	2500	40 gal (151 ltr)	Mesh Turf	162 lbs (73 kg)	64" (162.5 cm)	29" (74 cm)
MV650SPH**	187cc Honda	Yes	2500	40 gal (151 ltr)	Mesh Turf	179 lbs (81 kg)	64" (162.5 cm)	29" (74 cm)
MV601	190cc Briggs & Stratton 850 PXI™ Series IC	No	2500	40 gal (151 ltr)	Mesh Turf	162 lbs (73 kg)	64" (162.5 cm)	29" (74 cm)
MV601SP	190cc Briggs & Stratton 850 PXI™ Series IC	Yes	2500	40 gal (151 ltr)	Mesh Turf	204 lbs (93 kg)	64" (162.5 cm)	29" (74 cm)
MV601SPE*	190cc Briggs & Stratton 850 PXI™ Series IC	Yes	2500	40 gal (151 ltr)	Mesh Turf	204 lbs (93 kg)	64" (162.5 cm)	29" (74 cm)

\*Electric start  
 \*\*While supplies last  
 †Data rates may apply.



## MV FEATURES / BENEFITS / ACCESSORIES



**29" steel gobble door** is adjustable from the operator's position for easy switching between hard surface, turf or hose applications.



**Unique top fill design** keeps dust out of operator's face and ensures optimum filling.



**Top loading bag** slides in and out on rails for easy unloading. 40-gallon bag holds up to 50 lbs of debris.



**3-speed transmission** (self-propelled only). Ultra-smooth and extremely durable.



**Micro-adjustable height control** Crank style for optimum performance on turf or hard surfaces.



**14" custom wheels** smooth out the rough areas and make the vacuum maneuverable.



**Optional electrostatic dust sock kit** traps dust for optimum operator and air quality protection. (Part No. 840263)



**Optional disposable bag liners** come in packs of 12 and eliminate the extra step of bagging your debris. (Part No. 840134)



**Optional hose kit** attaches to the gobble door. No extra plate is required to close off the air intake. Ideal for those hard to reach areas. (Part No. 840116)

# HARD SURFACE VACUUMS

## QV550H/QV550HSP & QV900HSP

(Honda® Push: Hard Surfaces)

## QV550V /QV550VSP

(Vanguard® Push: Hard Surfaces)

The QuietVac® is the world's quietest vacuum. Its unique cyclonic filtration with exclusive dust sock technology drastically reduces dust in dry conditions. The volute housing and 6-blade armor plate steel fan combination provide optimum suction power and up to 12 to 1 debris reduction for composting in dry conditions. Our 33" wide industrial class hard surface machine is ideal for wide area commercial, industrial and municipal clean-up applications such as tarmacs, school campuses, hospitals, parks, churches, airport pedestrian areas, resorts, city streets and sidewalks.

 Text "litter" to  
33988 US or  
33433 Canada\*

**Vanguard® Engine Advantage** Vanguard-powered engines with **cyclonic air filtration** extend air filter replacement intervals up to 600 hours and advanced oil management system extends oil change intervals up to 200 hours.

**Note:** The dust sock along with the center filter must be cleaned regularly and kept dry to function properly. Reduce throttle to match conditions and optimize noise dust benefits. For sandy conditions a Sand Liner Kit is available (Part No. 831611)



  
Low dust, low  
noise innovation

Shown with optional hose kit.  
(Part No. 831018)

MODEL	ENGINE	SELF-PROPELLED	CFM	BAG VOLUME	BAG	WEIGHT	LENGTH	WIDTH
QV550H	160cc Honda	No	1665	36 gal (136 ltr)	Mesh Turf	175 lbs. (79.4 kg)	63" (160 cm)	33" (83.8 cm)
QV550HSP	160cc Honda	Hydro-Drive	1665	36 gal (136 ltr)	Mesh Turf	226 lbs. (102.5 kg)	63" (160 cm)	33" (83.8 cm)
QV900HSP	270cc Honda	Hydro-Drive	1775	36 gal (136 ltr)	Mesh Turf	248 lbs (112.5 kg)	63" (160 cm)	33" (83.8 cm)
QV550V	169cc Vanguard	No	1665	36 gal (136 ltr)	Mesh Turf	182.5 lbs (82.8 kg)	63" (160 cm)	33" (83.8 cm)
QV550VSP	169cc Vanguard	Hydro-Drive	1665	36 gal (136 ltr)	Mesh Turf	233.5 lbs (105.9 kg)	63" (160 cm)	33" (83.8 cm)

\*Data rates may apply.  
Not all units are CA approved. See your dealer.





## QV FEATURES / BENEFITS / ACCESSORIES



**Best in class noise reduction** The QV has the lowest dB in its class compared to other vacs on the market with equal engines at the same RPM.



**State of the art cyclonic filtration** Innovative cyclonic filtration with exclusive electrostatic dust sock captures a high volume of dust including sub-micron particles as small as 0.1 micron. Cleans easily and is reusable.



**Hydro-drive transmission** Hydrostatic transmission with infinite forward and reverse speeds, 0-3 mph, and shift on the fly. Negotiate tight spots quickly and with unbelievable ease. (QV550VSP, QV550HSP, QV900HSP models)



**Four-latch large capacity turf bag** holds 36 gallons, plus exclusive **electrostatic dust sock** traps dust for optimum operator and air quality protection. Comes standard. (Part No. 831282)



**Debris bag skirt standard** (Part No. 831268).



**Powerful suction at variable heights** Readily adjust height from 1/2" to 3" to accommodate any hard surface needs.



**Durable front casters** roll smoothly through turns and over uneven surfaces offering quick task completion.



**Optional collapsible on board hose kit with ergonomic handle extension** User-friendly hose kit expands to 10'. Magnetic intake door closure provides trouble-free switching to clean hard to reach areas. (Part No. 831018)

# DEBRIS LOADERS WITH DUAL SHREDDING SYSTEM™

## DL1302H

(Honda®)

Our 13 gross HP† features include a powerful 14.25" armor plate steel impeller with 8 cutting points and a 12-gauge steel housing with a replaceable 1/4" poly liner. The 8" intake hose is a 10' long, clear poly helical coil. This unit is mountable in four ways: Tailgate mountable with optional hanger kit; optional swing away hitch; optional receiver hitch; or skid mounted to a trailer or truck bed.



Billy Goat Debris Loaders feature a dual shredding system with Piranha™ blade for best debris reduction, CustomFit™ features, and square discharge elbow for rugged wear and increased life.



DL1302H

## DL1402VE

(Vanguard® Electric Start)

For one of the best values in its class, this rugged 14 gross HP† unit features a 16" diameter armor plate steel impeller with 8 cutting points, replaceable poly liner and a 12-gauge steel housing for maximum suction power. This unit can be mounted with the optional hanger kit, skid mounted to a truck or trailer bed, or mounted to a class III truck hitch. The 10" intake hose is a 10' long, clear poly helical coil.



DL1402VE  
(Electric start\*)

MODEL	ENGINE	HOSE DIMENSIONS	IMPELLER	CFM	DISCHARGE	WEIGHT	LENGTH	WIDTH	HEIGHT
DL1302H	388cc Honda	8" x 10' (20 cm x 3 m)	4 Blades, 8 cutting points	2100 cfm	6" square (15 cm)	230 lbs (104 kg)	31" (79 cm)	27" (69 cm)	48" (122 cm)
DL1402VE	408cc Vanguard	10" x 10' (25 cm x 3 m)	4 Blades, 8 cutting points	3700 cfm	6" square (15 cm)	274 lbs (124 kg)	31" (79 cm)	27" (69 cm)	48" (122 cm)

†Power rated by engine manufacturer.

Vanguard: All power levels are stated gross horsepower at 3600 RPM per SAE J1940 as rated by Briggs & Stratton. Not all units are CA approved. See your dealer.



## DL1802V & DL1802VE

(Vanguard® or Vanguard® Electric Start)

Our heavy-duty 18 gross HP† unit features a 16" diameter armor plate steel impeller with 8 cutting points, replaceable poly liner and a 12-gauge steel housing for maximum suction power. This unit can be mounted with the optional hanger kit, skid mounted to a truck or trailer bed, or mounted to a class III truck hitch. The 10' intake hose is a 10' long, clear poly helical coil.



DL1802VE  
(Electric start)\*\*

## DL2901VE & DL3701VE

(Vanguard® Electric Start)

Our top of the line loaders feature a 29 gross HP† or 37 gross HP† engine coupled to our largest 20", 6-blade, armor plate steel impeller with 18 cutting points (DL3701VE); and 4-blade impeller with 12 cutting points (DL2901VE) for up to a 12:1 reduction ratio and includes a replaceable poly liner for the housing. Both units have a 10' clear poly helical coil intake hose - the DL2901VE has a 12" hose diameter and the DL3701VE has a 14" hose diameter.



DL2901VE  
(Electric start)\*\*



DL3701VE  
(Electric start)\*\*



The DL3701VE with Vanguard® EFI delivers easy automotive-type cold weather starting as well as fuel savings of up to 25%.\*

MODEL	ENGINE	HOSE DIMENSION	IMPELLER	CFM	DISCHARGE	WEIGHT	LENGTH	WIDTH	HEIGHT
DL1802V	570cc Vanguard	10" x 10' (25 cm x 3 m)	4 Blades, 8 cutting points	3700 cfm	6" square (15 cm)	280 lb (127 kg)	31" (79 cm)	27" (69 cm)	48" (122 cm)
DL1802VE**	570cc Vanguard	10" x 10' (25 cm x 3 m)	4 Blades, 8 cutting points	3700 cfm	6" square (15 cm)	280 lb (127 kg)	31" (79 cm)	27" (69 cm)	48" (122 cm)
DL2901VE**††	896cc Vanguard	12" x 10' (31 cm x 3 m)	4 Blades, 12 cutting points	4400 cfm	7" square (17 cm)	474 lbs (215 kg)	60" (152 cm)	32.25" (82 cm)	74.875" (190 cm)
DL3701VE**††	993cc Vanguard EFI	14" x 10' (36 cm x 3 m)	6 Blades, 18 cutting points	5050 cfm	7" square (17 cm)	486 lbs (220 kg)	60" (152 cm)	32.25" (82 cm)	74.875" (190 cm)


†Vanguard: All power levels are stated gross horsepower at 3600 RPM per SAE J1940 as rated by Briggs & Stratton.

\*Closed-loop EFI system fuel savings may vary based on debris loading conditions and other factors.


\*\*Battery not included for electric start models.

††Not CA approved.

## DL FEATURES / FEATURES / BENEFITS / ACCESSORIES



**Dual shredding system with Piranha™ blade** for extra shredding (photo 1) included on all models. Replaceable poly liner and serrated blades with cutting points (photo 2) for the best reduction of ANY debris loader on the market.



**A) Replaceable poly liner** has increased durability with improved bolting (B: non-counter sunk bolt pattern) and was shown to outlast 1/4" steel liners in accelerated testing. DL1302 (Part No. 812394-S); DL1402 & DL1802 (Part No. 812391-S). DL2901 & DL3701 (Part No. 791018-S). **Optional heavy-duty liner** for DL2901 & DL3701 (Part No. 791094-S). **NEW 2-Pc Steel Liner** DL1302 (Part No. 812607) DL1402, DL1802 (Part No. 812605) DL2901, DL3701 (Part No. 792608)



**DL Rotational Kit** for debris loaders with square discharge. DL1302, DL1402 & DL1802 (Part No. 813604); DL2901 & DL3701 (Part No. 793600). Provides full 360° rotation vs. fixed 90° positions standard.



**Square discharge elbow** offers increased durability, longer life and ease of service. DL1302, DL1402, DL1802 (Part No. 813600) DL1301, DL1401, DL1801 (Part No. 812604) DL2901, DL3701 (Part No. 792612) DL2900, DL3700 (Part No. 792611)



**Heavy-duty clear urethane helical intake hoses** User friendly nozzle design and hose connection. **Replacement hose** Urethane portion only. DL1302 (Part No. 811244); DL1402 and DL1802 (Part No. 791033); DL2901 (Part No. 791034); DL3701 (Part No. 792208)



**Optional CustomFit™ discharge hose kits** extends discharge by 5' for customization to your truck or trailer. **Urethane hose kit** for DL2901V and DL3701 models. (Part No. 791107) For DL1302, DL1402 and DL1802 models (Part No. 812300) **Flexible metallic hose kit** for DL2901 and DL3701 models only. (Part No. 791106)




**Built-in rake holder** secures extra clean-up tools. DL2901, DL3701



**Optional exhaust deflector kit** deflects debris for most efficient loading. (Part No. 812295)



**Oil drain hose kit** offers ease of service for oil changes. DL2901 & DL3701 Replacement. (Part No. 792609)



**Optional CustomFit™ extension kit** extends discharge height by 15 5/8". For DL1302, DL1402 & DL1802. (Part No. 812123-S) Extends discharge height by 12" (Part No. 792117-S), 18" (Part No. 792113-S) or 24" (Part No. 792119-S) for DL2901 & DL3701.

## DL CUSTOMFIT™ ACCESSORIES & MOUNTING OPTIONS



### Optional CustomFit™ stake body swing away hitch

For models DL1302, DL1402 & DL1802 only. (Part No. SBSA6)



### Optional CustomFit™ swing away hitch

is mountable to a class III trailer hitch and locks at 90 and 180 degrees so the unit can be swung away. For easy dumping. DL1302, DL1402 and DL1802 models only. (Part No. SAH34)



### Optional CustomFit™ hanger kit

Easy to install, locks in place with 2 bolts. DL1302, DL1402 and DL1802 models only. (Part No. 812260)



### Trailer tongue mount (Skid)

Perfect solution for contractors. Simply mount to the tongue of your trailer. All units come standard as skid mounts.



### Optional CustomFit™ receiver hitch

Well priced and easy to install and remove, the receiver hitch easily mounts to your truck and is ideal for use with Billy Goat DL13-18 loaders. (Part No. 812601)



Trailer shown with DL3701

**CustomFit™ trailer** is an ideal solution for most any crew wanting mobility and a smooth ride at highway speeds. Includes pre-wired light kit. For DL2901 & DL3701 models only. (Part No. 791152)

# LEAF DRAGON™ DEBRIS LOADER

## DL3700VETR

(Vanguard® Electric Start)

Ideal for municipalities and large contractors, the Leaf Dragon™ features electric start and 6900 CFM of suction power to burn through cleanups fast! The trailered setup with ergonomic boom handling offers hassle-free curbside pickup and a 3-position handle that provides easy and versatile hose handling.

**TRUE  
CURBSIDE  
PICKUP!**



POWERED BY  
**VANGUARD**  
**EFI**

The DL3700VETR with Vanguard® EFI delivers easy automotive-type cold weather starting as well as fuel savings of up to 25%.\*

Heavy duty belt-driven impeller for long engine life. Key-less locking hub.

\*Closed-loop EFI system fuel savings may vary based on debris loading conditions and other factors.

MODEL	ENGINE	HOSE DIMENSION	IMPELLER	CFM	DISCHARGE	WEIGHT	LENGTH	WIDTH	HEIGHT
DL3700VETR	993cc Vanguard EFI	16" x 10' (41 cm x 3 m)	4 Blades, 12 cutting points	6900 cfm	11" square elbow to 12" (31 cm) outer diameter round	1730 lbs - no fuel (785 kg)	118" - 130" (2.9 - 3.3 m)	69" (1.75 m) (hose in transport position)	121.25" (3 m) (discharge height), 123" (3 m) (tallest point on machine)

## LEAF DRAGON™ FEATURES / BENEFITS



**25" diameter armor plate steel impeller with higher torque and 12 cutting points** for extra shredding offers best debris reduction and trailer loading.



**Best in class curbside management system** features simplified hose routing and removes corners for intake. Offers 45 sq. ft. reach; 2x that of other units on the market



**No-tool access** provides quick access to inspect the impeller & liner for wear. Simple 2-pin door closure offers faster access to this task vs. other units on the market.



**Soft angle square discharge elbow** offers reduced elbow wear and ease of service. Wide 10-gauge steel chute spreads to load.



**Hose handle** Double loop design provides three unique operator positions and offers secure grip for ease of guiding the hose nozzle across leaf pile.  
**16" diameter 10' long urethane helical intake hose** is clear for visibility of debris flow.



The DL3700VETR with Vanguard® EFI delivers easy automotive-type cold weather starting as well as fuel savings of up to 25%.\*



**Adjustable hitch** adapts to varying truck heights. Accepts standard 2-5/16" ball



**3-Position boom locking system** for transport and curbside or rearward cleanup. Operator can fix hose position for raking leaves directly into the hose nozzle, if desired.



**Road cone and built-in rake holder** provide convenient out-of-the-way locations to include rakes and cone on the trailer.



**Integral wheel chock holder** conveniently stores chocks. Chocks included.

\*Closed-loop EFI system fuel savings may vary based on debris loading conditions and other factors. Not CA approved.



Billy Goat products are powered by engines from:

POWERED BY  
**WANGUARD**



POWERED by  
**HONDA** **KOHLER.**

Billy Goat is proud to be a member of the following organizations:



Part# 100200  
031523

Briggs & Stratton  
Billy Goat  
Lee's Summit, MO 64063  
www.billygoat.com  
www.basco.com  
Specifications subject to change without notice.  
© 2023

**BILLYGOAT.COM**