

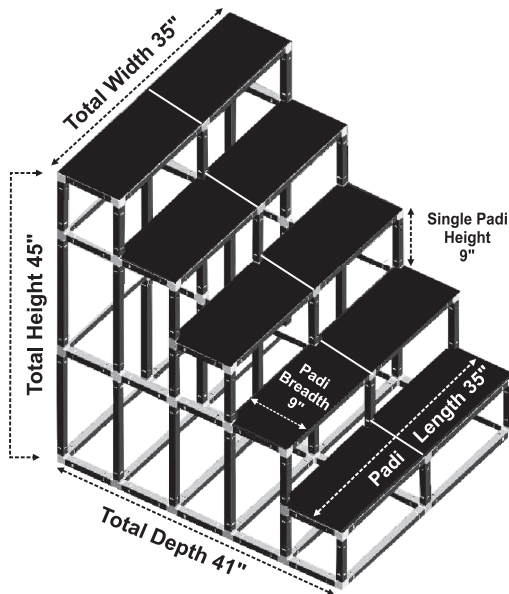


# NAVARATRI KOLU PADI 1<sup>ST</sup> TIME IN PLASTIC

Regular	Length	Single Padi Breadth	Height	Depth	Total Kolu Padi Height	Total Kolu Padi Width	Weight
5 Steps	35 Inches	9 Inches	9 Inches	41 Inches	45 Inches	35 Inches	17 Kgs



<http://www.youtube.com/watch?v=vjK6kB531fE>



## GIRI'S KOLU PADI REGULAR 5 STEPS PARTS & QTY TRAYS

<b>TOP PADI TRAYS</b>	-	<b>2 Nos</b>
<b>LOWER PADI TRAY - LEFT / RACK TRAY</b>	-	<b>4 Nos</b>
<b>LOWER PADI TRAY - RIGHT / RACK TRAY</b>	-	<b>4 Nos</b>
<b>SQUARE PIPES</b>		
<b>A - VERTICAL - 1ST PADI -(16cm/6.25")-</b>	-	<b>6 Nos</b>
<b>B - TRAY BREADTH - (16.5cm/6.50")-</b>	-	<b>42 Nos</b>
<b>C - VERTICAL { UPPER PADI'S FRONT SUPPORT } (19cm/7.5")-</b>	-	<b>18 Nos</b>
<b>I - VERTICAL [BACK] (39cm/15.35")</b>	-	<b>12 Nos</b>
<b>J - TRAY LENGTH (39.5cm/15.5")</b>	-	<b>36 Nos</b>
<b>K - VERTICAL [BACK] (42cm/16.5")</b>	-	<b>6 Nos</b>
<b>JOINTS</b>		
<b>3 WAY JOINT</b>	-	<b>16 Nos</b>
<b>4 WAY JOINT</b>	-	<b>24 Nos</b>
<b>4 WAY '+' TYPE JOINT</b>	-	<b>6 Nos</b>
<b>5 WAY JOINT</b>	-	<b>12 Nos</b>
<b>6 WAY JOINT</b>	-	<b>2 Nos</b>
<b>EJECTOR KEY</b>	-	<b>2 Nos</b>
<b>USER'S MANUAL PTD &amp; CD(VISUAL)</b>	-	<b>1 EACH</b>
FITTING REFERENCE MANUAL		

## BEFORE YOU BEGIN

Dear Owner and User,

Namaskarams!

Complements for choosing your Giri's Kolu Padi!

The Giri's Kolu Padi in plastic is designed to 'Self Fit' by anybody and doesn't require any specific or specialized talent or skill. Therefore we firmly believe that you'd be able to fit and use the 'Kolu Padi' with ease and convenience.

Before starting to fit the Kolu Padi or any other model structure using the Kolu Padi materials, please read and understand correctly the following guidelines so that your experience of Kolu Padi fitting will be enjoyable and fun-filled. It is extremely important to understand the function of the 'Ejector Key', as per illustration given at the beginning of the 'Fitting Manual' - printed booklet / visual CD and follow the steps given therein properly.

Please do NOT hold the pipes at their ends or edges, while fitting or inserting a joint or connector, lest it should hurt your finger or palm. Use another pipe [when using your hand to insert a 'joint' into a pipe], or use a hammer with plastic or fiber head.

**Opening / Dismantling / Disassembling** [all terms meaning the same) the Kolu Padi should be **ALWAYS** done in the **REVERSE ORDER ONLY** according to the 'Fitting Manual'.

Using the same process you may be able to create any structure of your own imagination and requirement to the extent of the facilities using the parts.

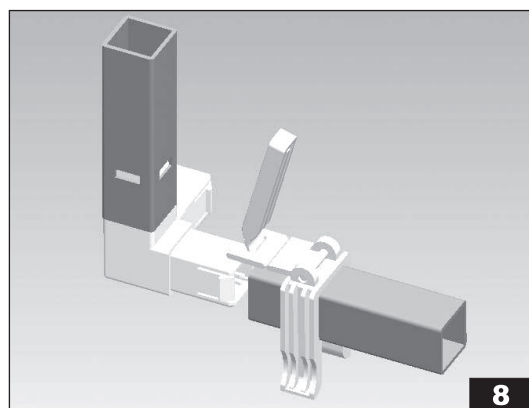
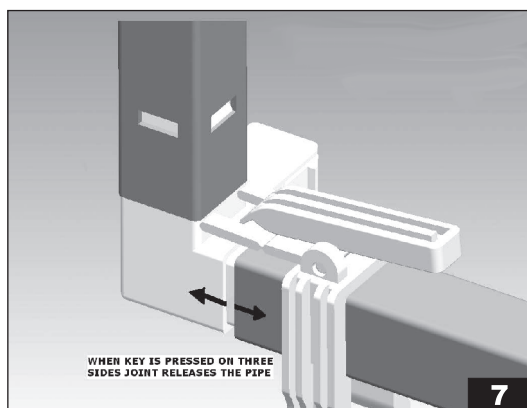
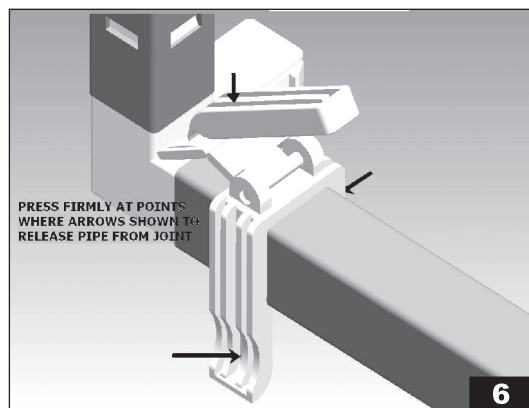
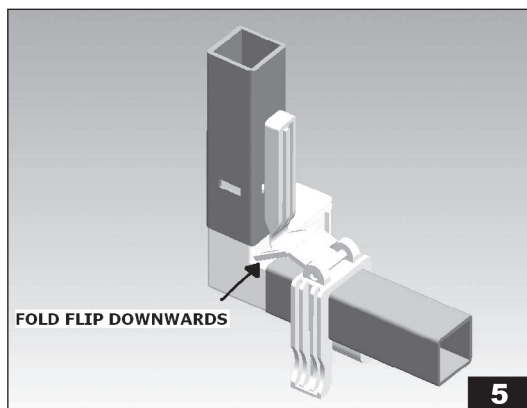
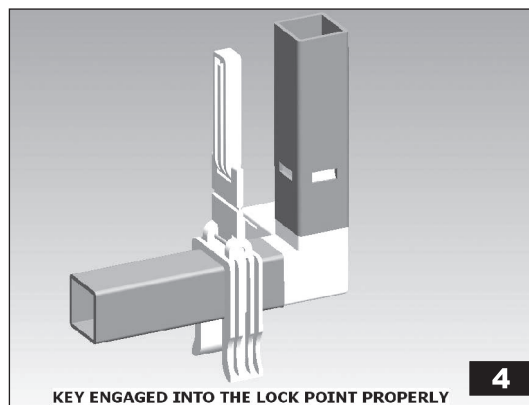
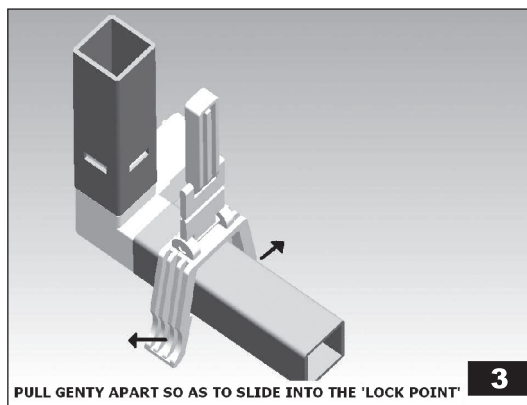
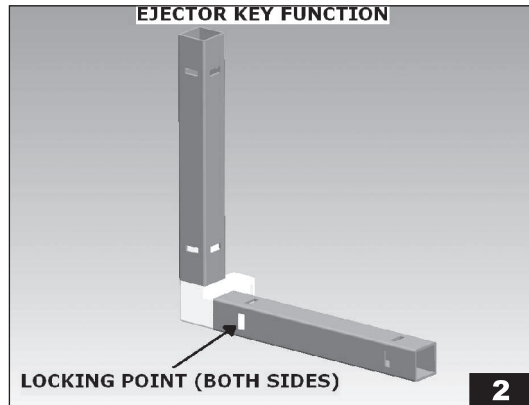
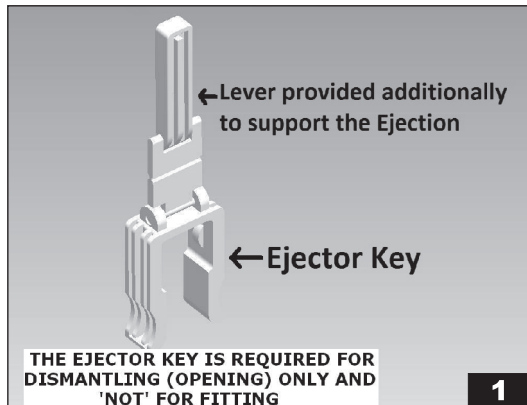
Your frank and free feedback, photographs of your Kolu and other creative structures, will inspire and motivate us to improve and render better service.

For any further assistance or additional information please do not hesitate to contact Us at:

kashi@giri.in

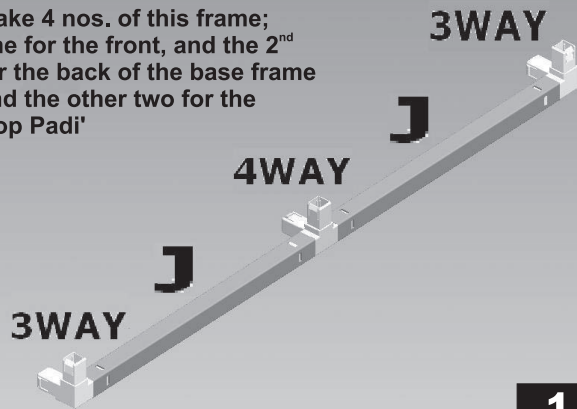
Thank You

# EJECTOR KEY

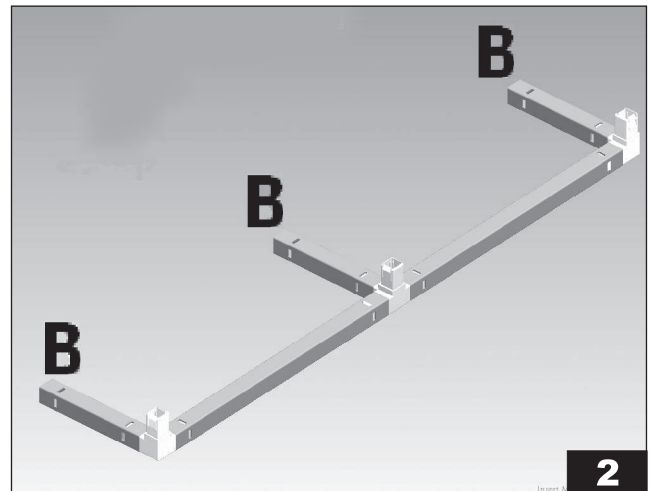


## Regular 5 Padi Assembling Begins Here

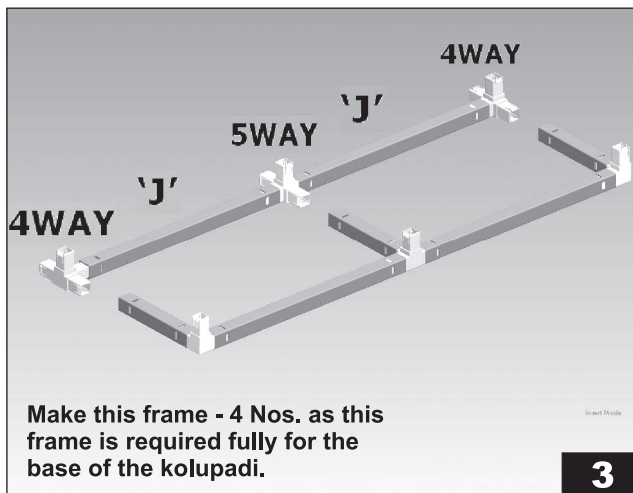
Make 4 nos. of this frame;  
one for the front, and the 2<sup>nd</sup>  
for the back of the base frame  
and the other two for the  
'Top Padi'



1

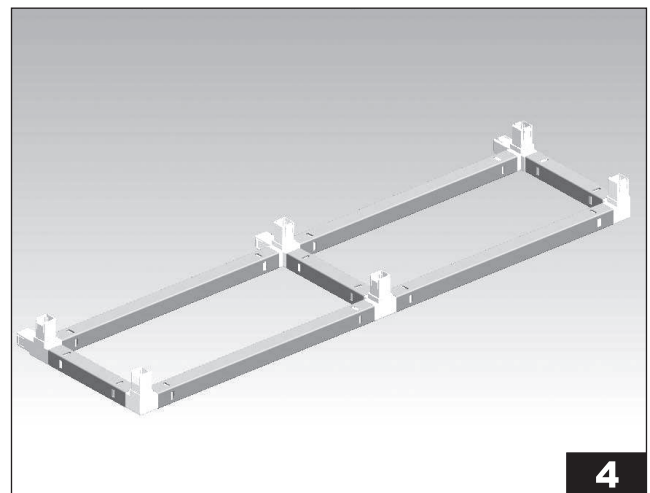


2

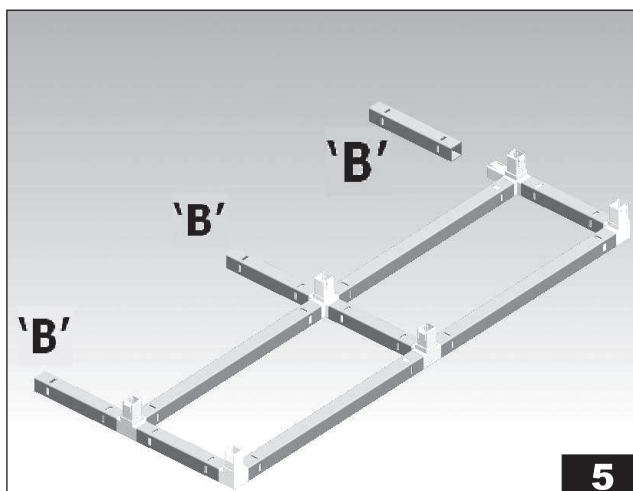


Make this frame - 4 Nos. as this  
frame is required fully for the  
base of the kolupadi.

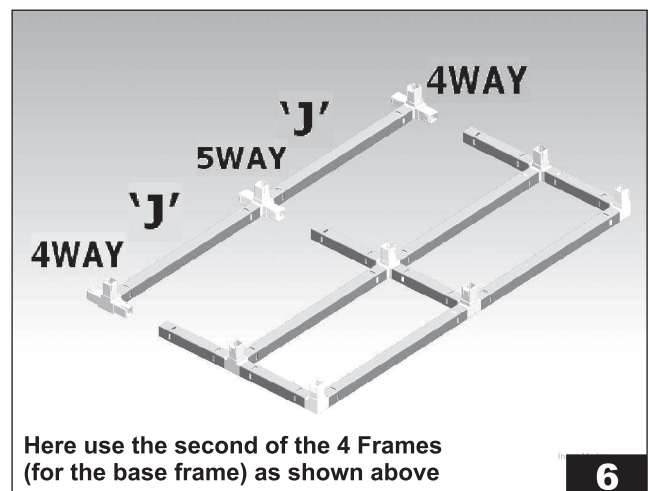
3



4

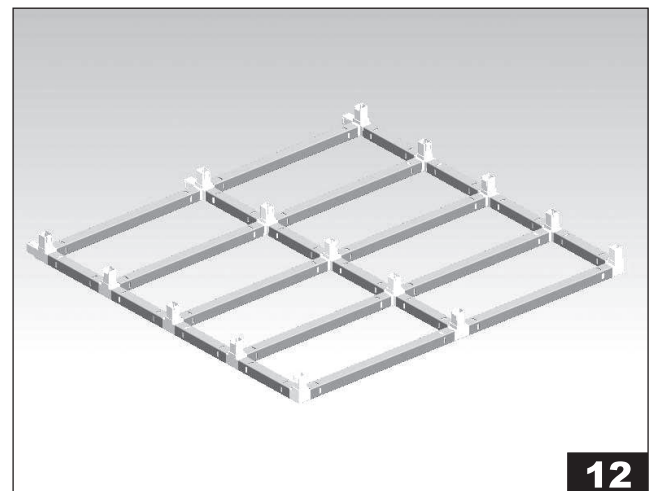
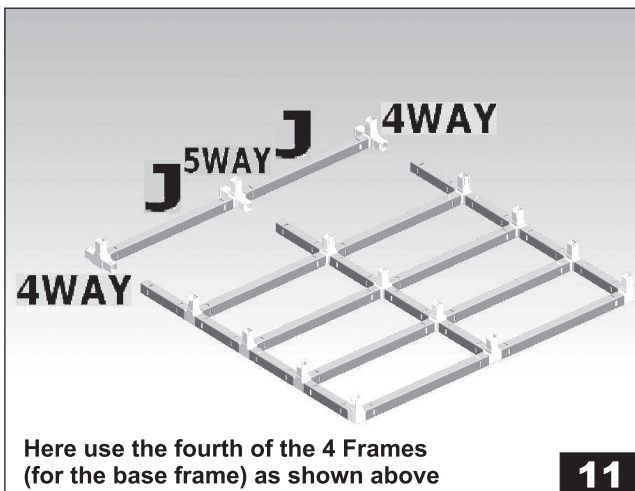
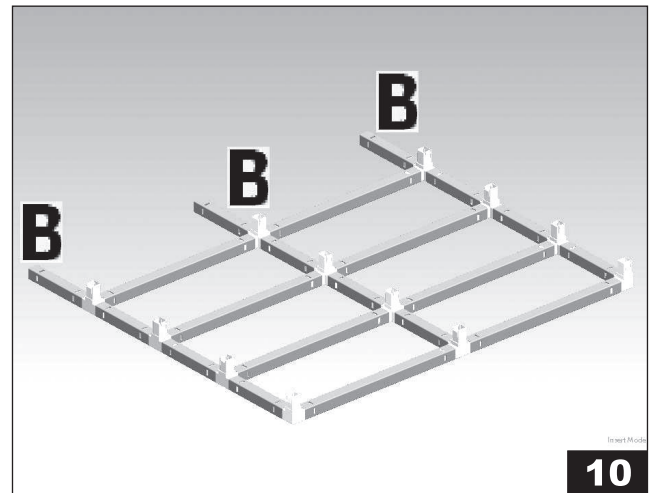
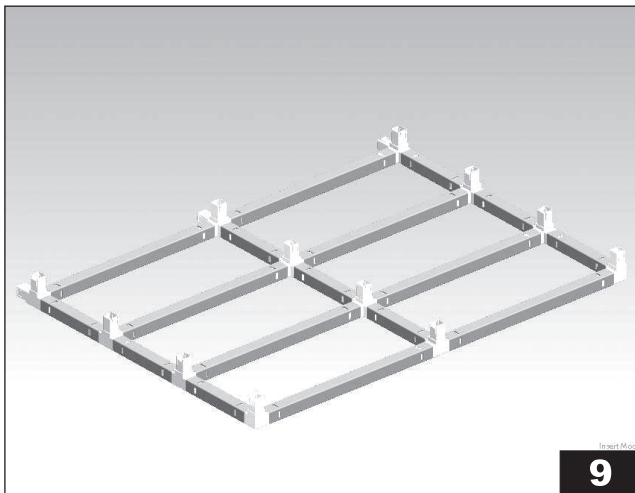
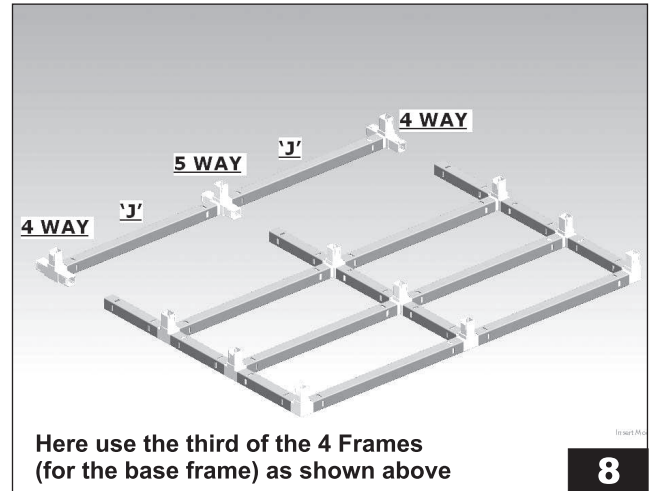
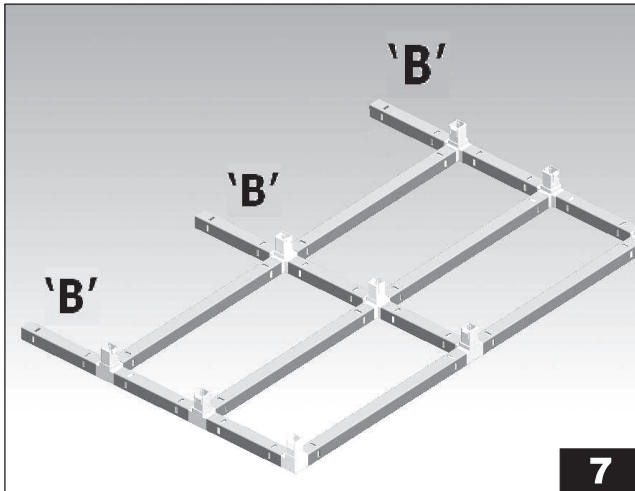


5

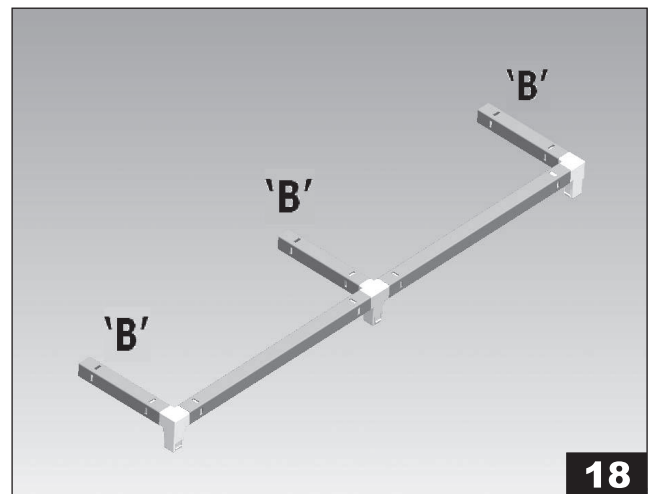
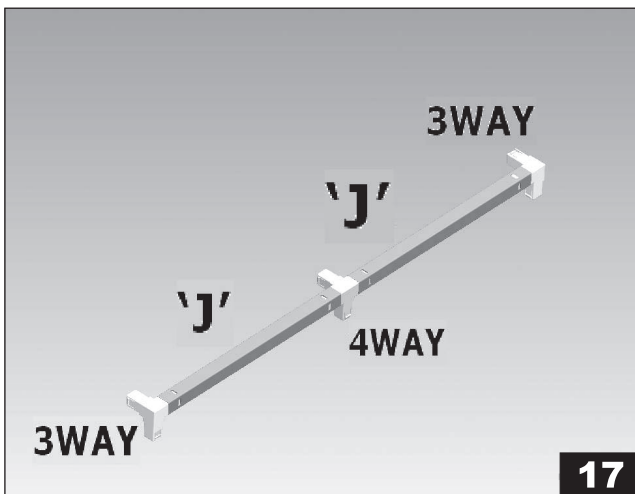
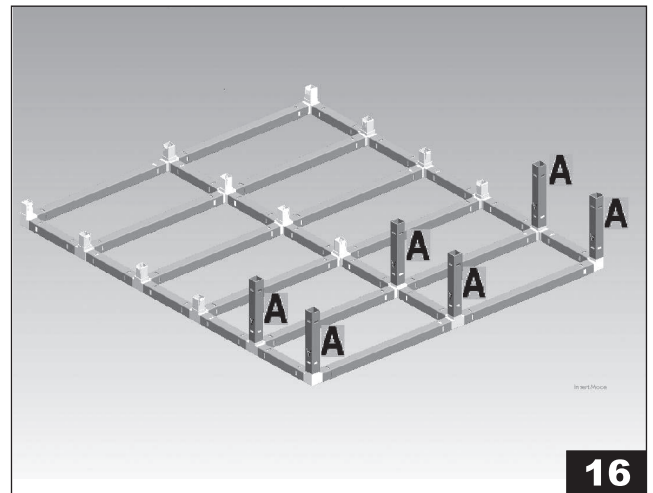
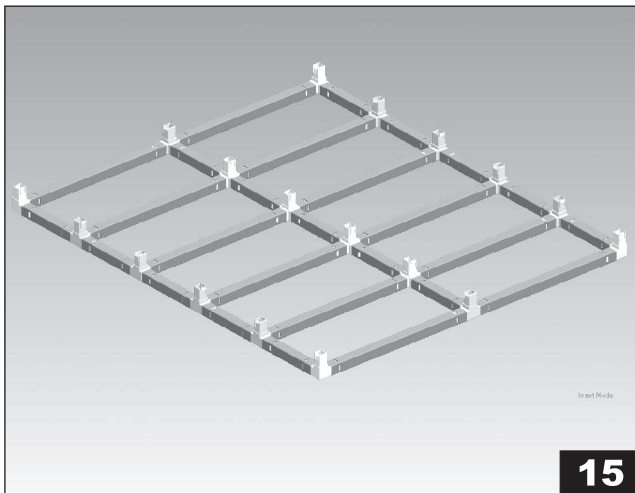
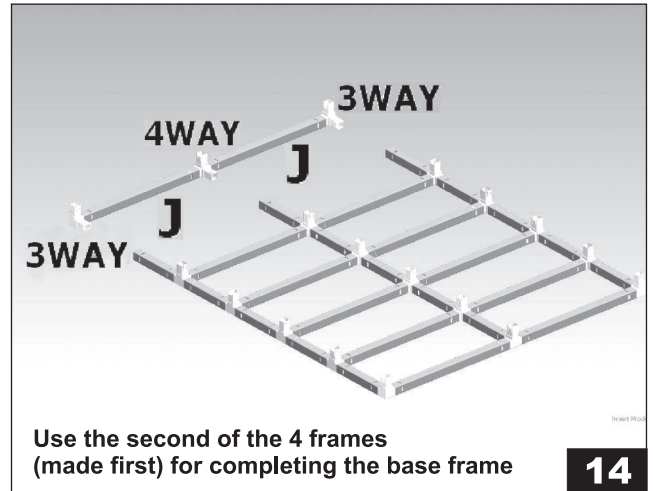
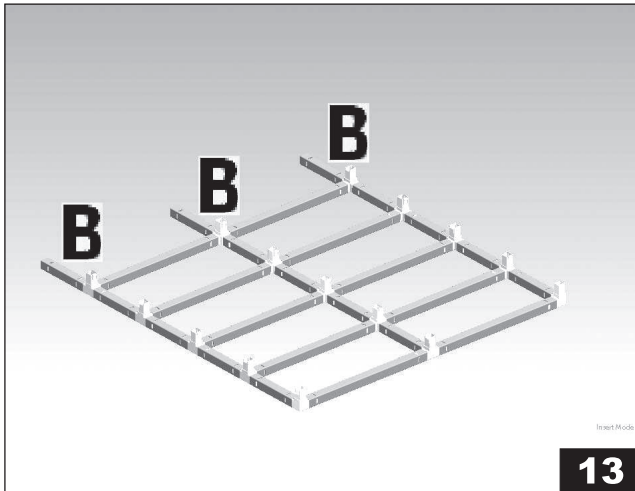


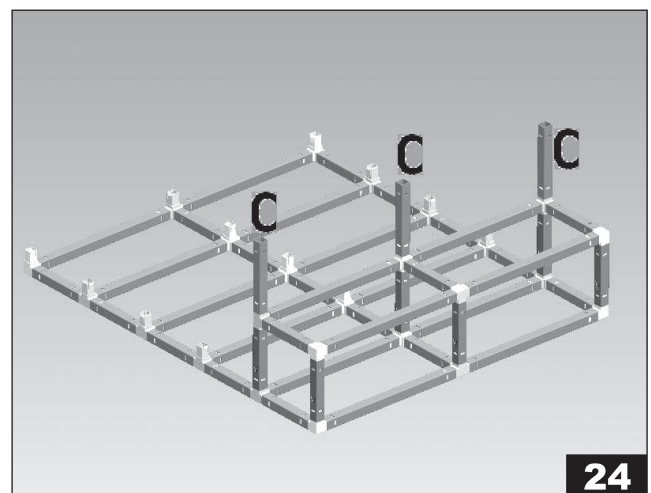
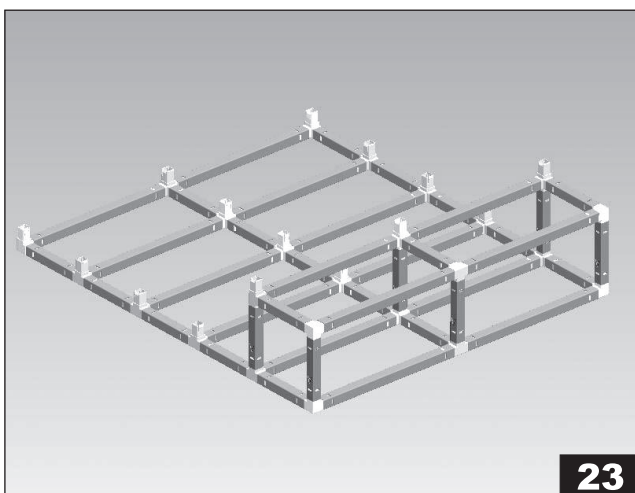
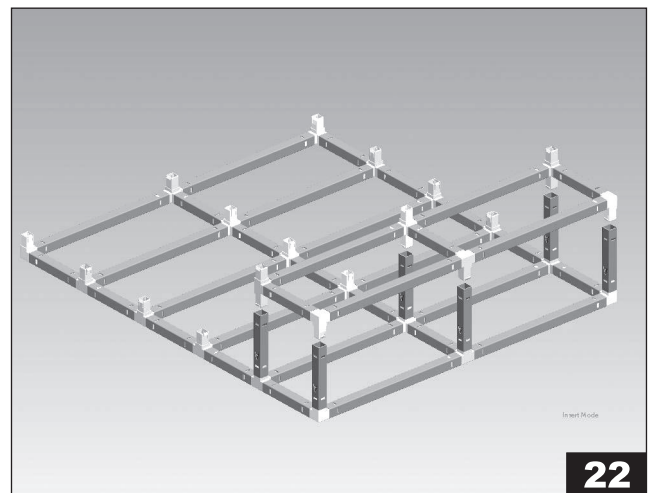

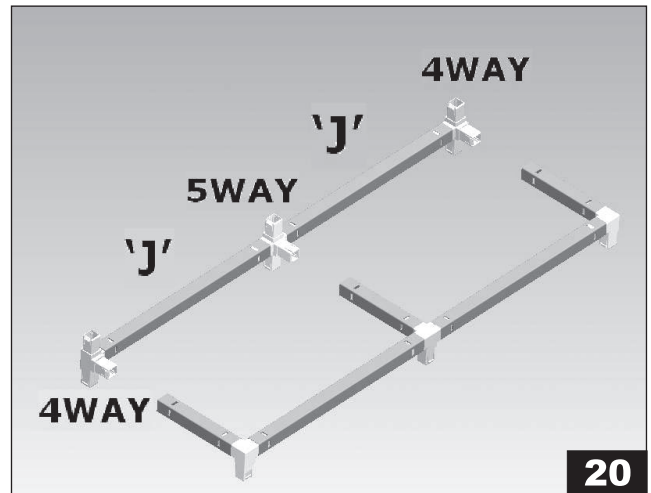
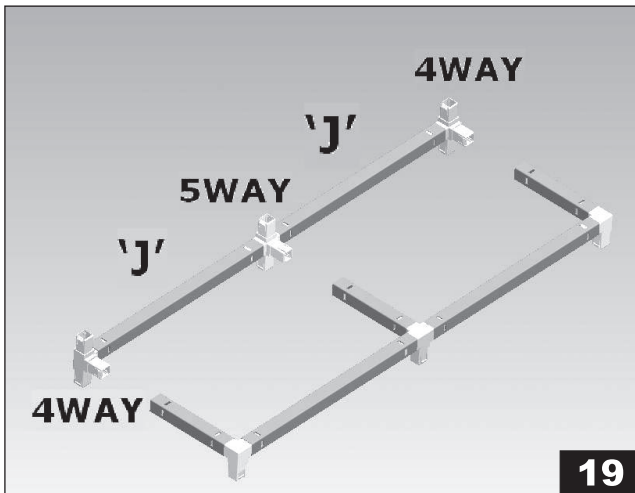
Here use the second of the 4 Frames  
(for the base frame) as shown above

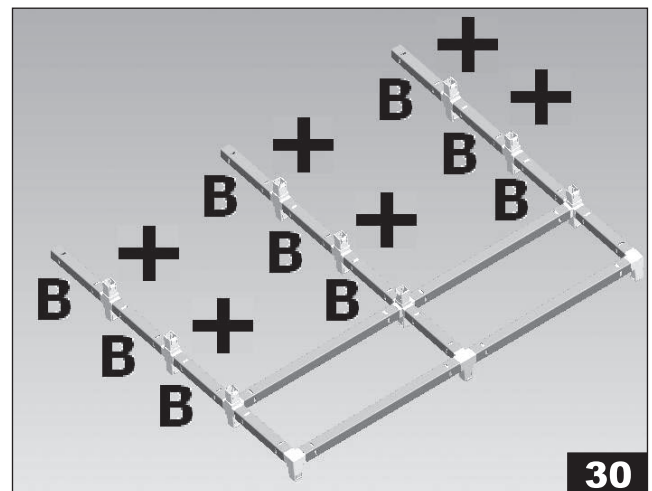
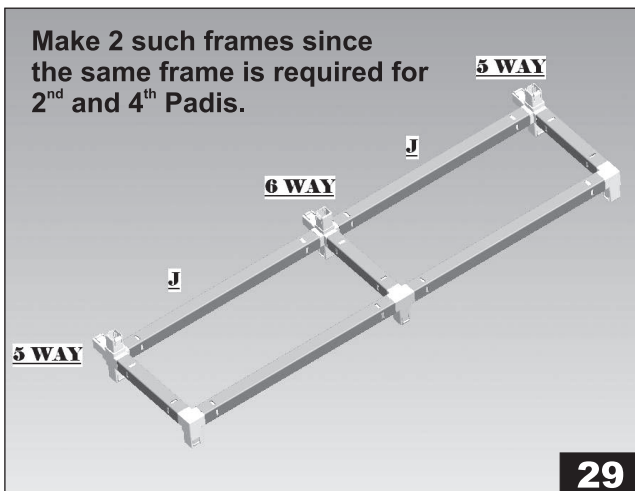
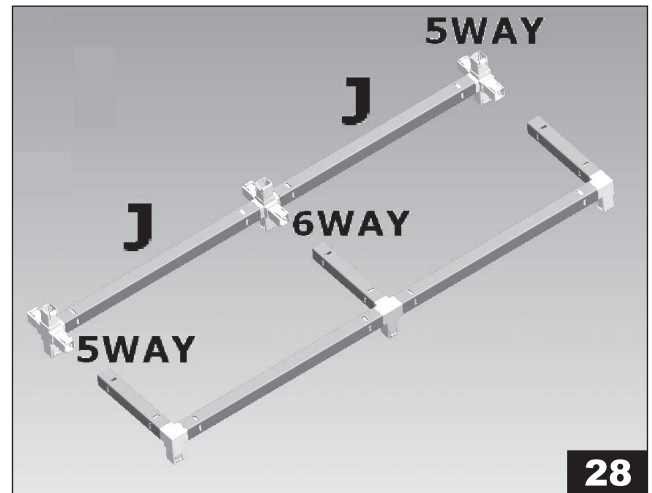
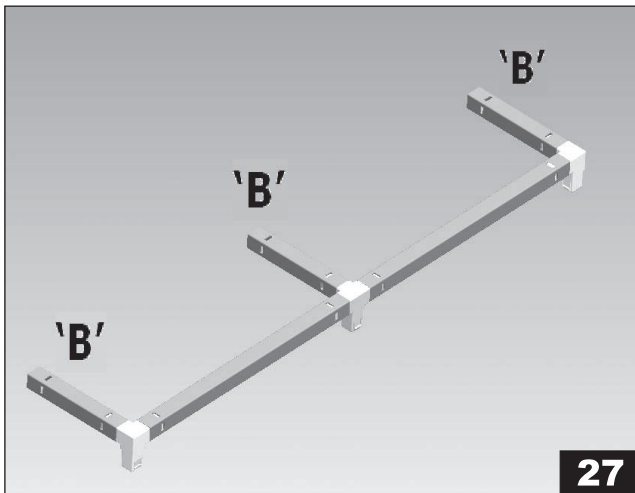
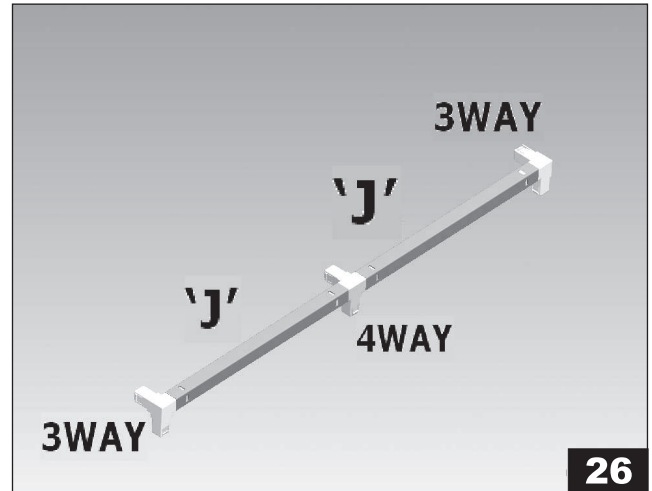
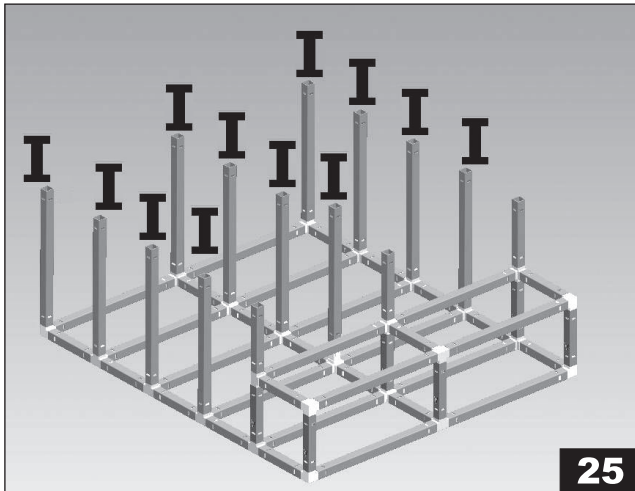
6

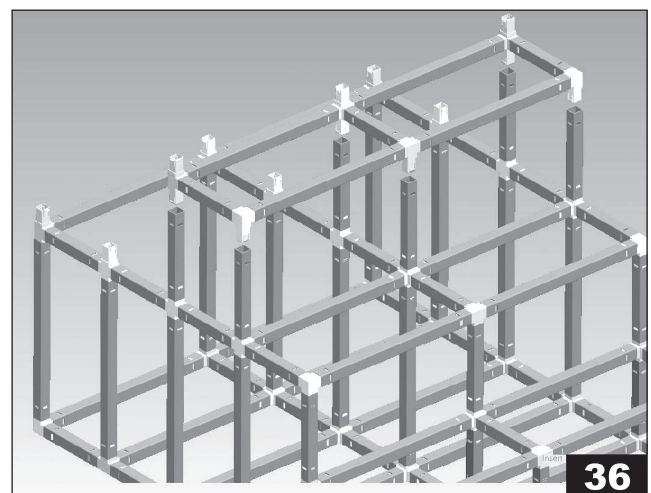
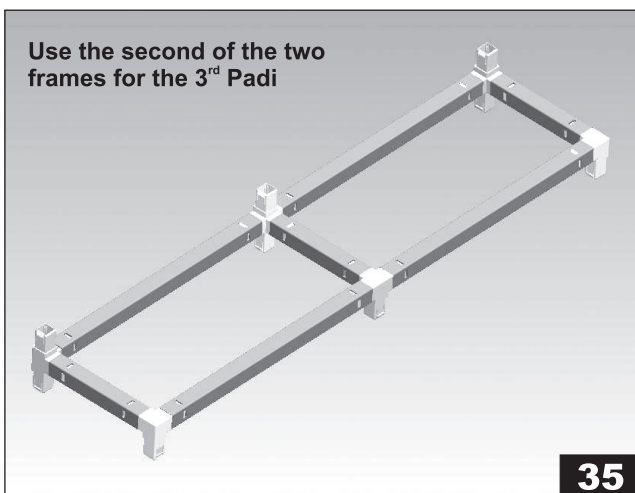
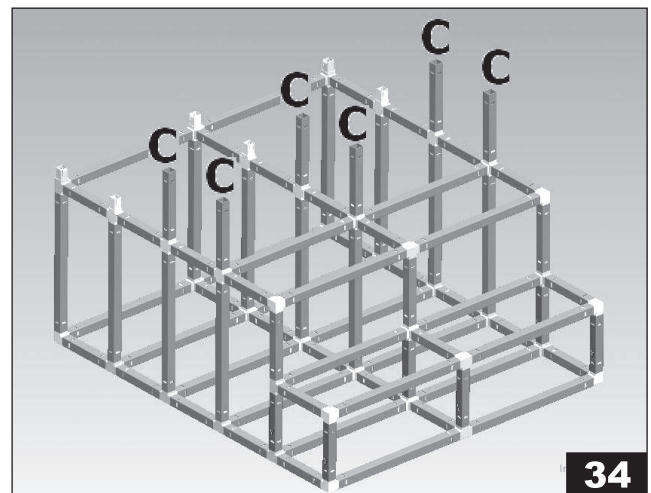
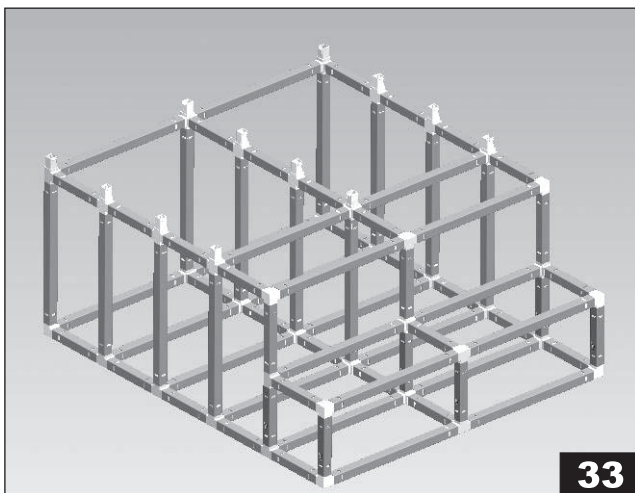
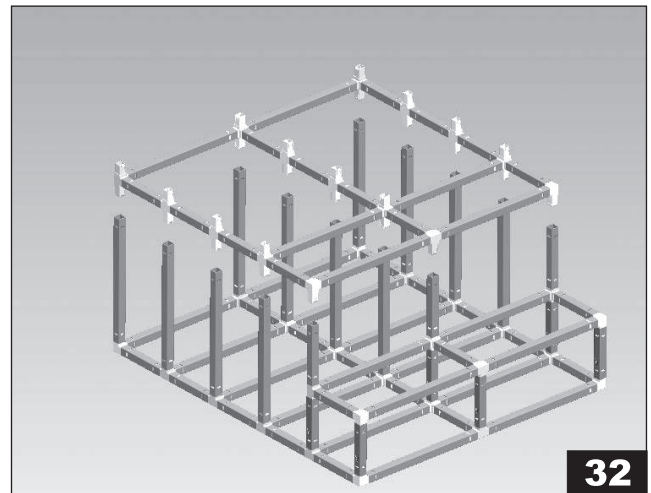
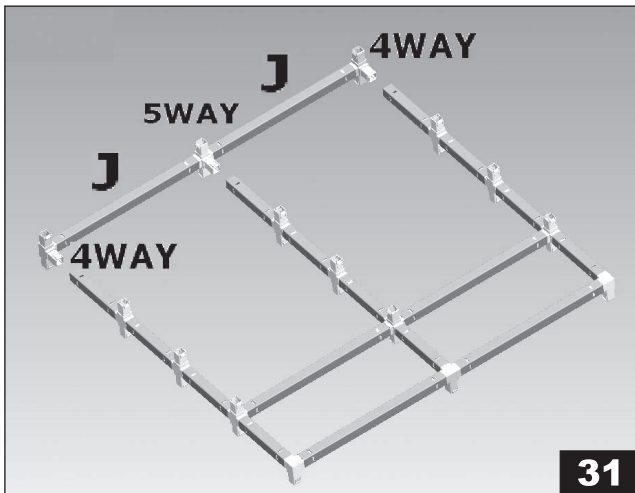


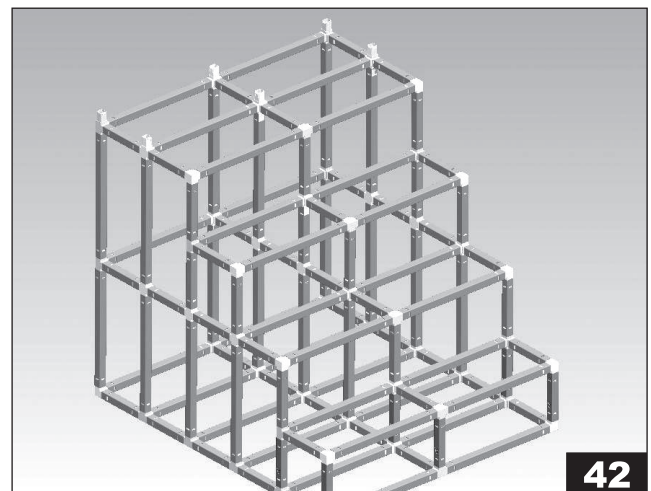
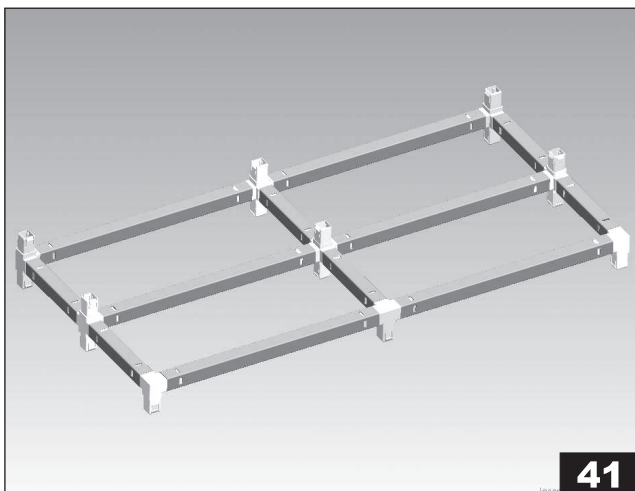
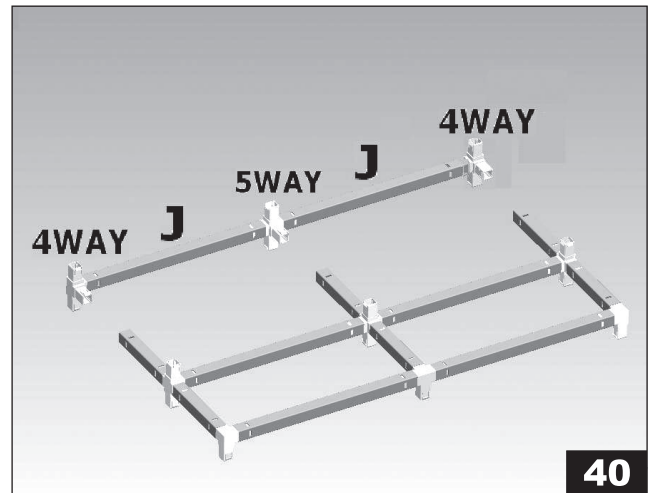
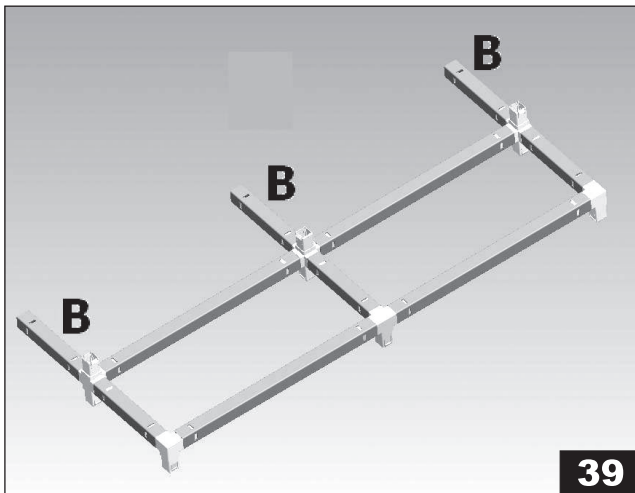

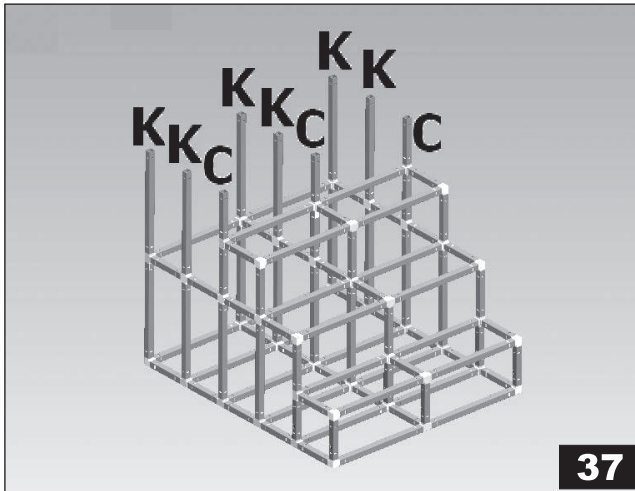




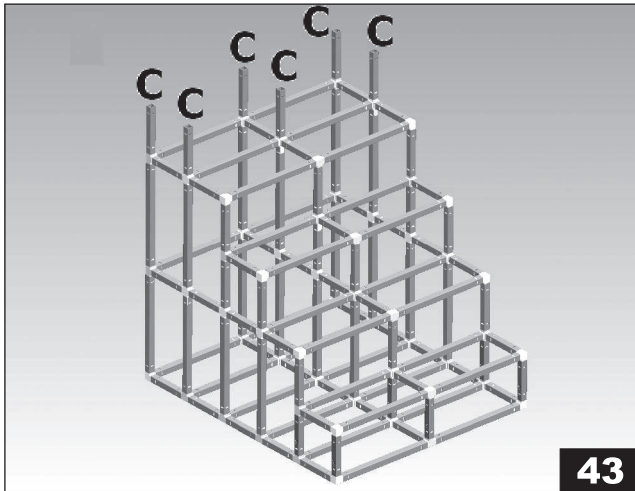




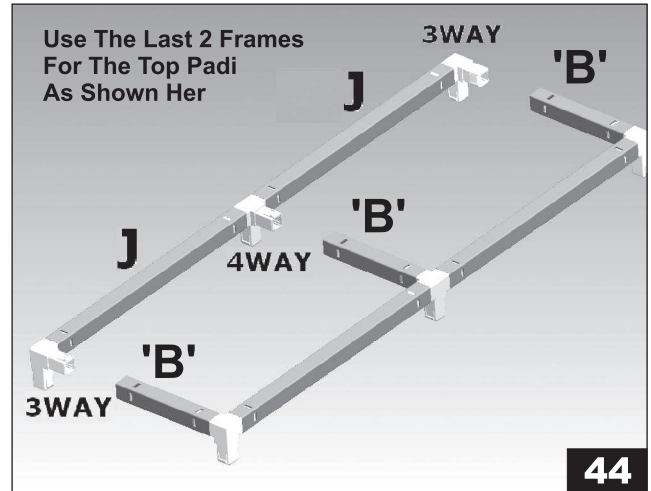




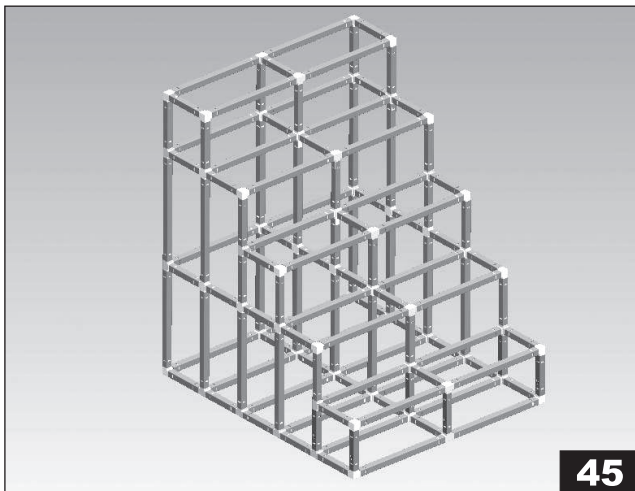




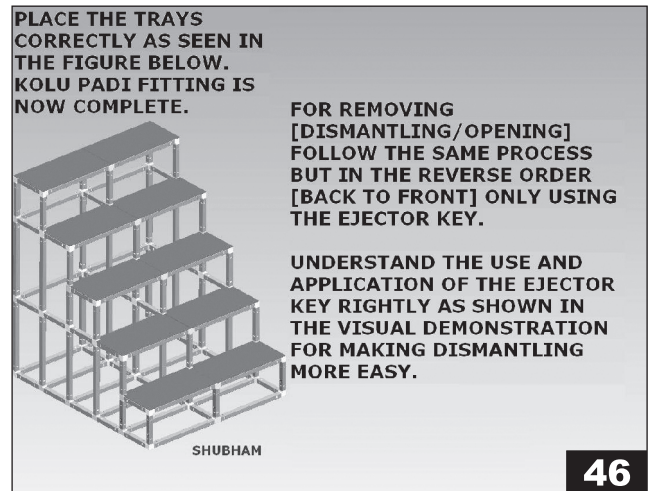
**43**



**44**



**45**



**46**



**For More Details Contact  
Your Nearest GIRI Branch or Mail to [kashi@giri.in](mailto:kashi@giri.in) or  
Call 93226 77823 Kashi**






# GIRI®

For Indian Culture & Tradition

## Multi-purpose Plastic Racks

*Storage Solution Made Easy*

- Value for money ● Light Weight ● Portable ● Elegant
- Versatile ● Simple ● Compact ● Convertible
- Washable ● Available in grey shades





# GIRI®

For Indian Culture & Tradition

## SHOWROOMS

### MUMBAI

**MATUNGA** : Regd. Office & Showroom  
Modi Niwas, Opp. Post Office, Matunga,  
Mumbai - 400 019. ☎ (022) 2411 8107, 2412 2316,  
**DOMBIVILI (E)**  
Seva Dham "A" Wing, Shripal Nagar,  
Rajaji Path, 4<sup>th</sup> Cross, Opp.: Ponnu,  
Guruvayurappan Temple, (Madrasi Mandir),  
Dombivili (E), Thane Dist. 421 201. ☎ (0251) 244 9585  
**GOREGAON (W)**

Shop No. 2, Siddhi Vinayak Apartments, Sita Ram  
Mandir Road, Bangur Nagar, Goregaon (W),  
Mumbai - 400104. ☎ (022) 2876 7298

### NERUL

S.I.E.S. Engineering & Computer College  
Complex, Sri Anjaneyar Temple, Nerul,  
Navi Mumbai - 400 706. ☎ (022) 2770 7664

### CHEMBUR

Mythili Building, Plot No.72, Ground Floor, Road  
No.2, Pestom Sagar, Chembur, Mumbai - 400 089.  
☎ (022) 2525 6011, 2525 7012

### THANE : Sevenses Corporation

Mohan Mills Compound, Near Balaji Automobiles,  
Ghodbunder Road, Thane (W) 400607.  
☎ (022) 2589 8990 (GIRI Franchisee)

### CHENNAI

#### MYLAPORE

14, (Old 10), Sri Kapaleeswarar Sannadhi St,  
Mylapore, Chennai - 600 004. ☎ 75502 21031

#### NANGANALLUR

14 (Old 8), 10<sup>th</sup> St, Near Sri Raghavendra Temple,  
Nanganallur, Chennai - 600 061. ☎ 75502 21037

#### ALWAR THIRUNAGAR

Shop: A, Plot No.17, Gandhi Road, Alwar Thirunagar,  
Chennai - 600 087. (Opp.) Chinthamani Vinayagar Temple  
☎ 75502 21035

#### ANNANAGAR

Door No 179, Y Block, 1<sup>st</sup> St, 6<sup>th</sup> Main Road, Annanagar,  
Chennai - 600 040. (Opp. Tower Park & Sri Ayyappa Temple)  
☎ 75502 21036

#### THIRUVANMIYUR

No.17/51 North Mada Street, Thiruvanimiyur,  
(Near Marundeeswarar Temple) Chennai 600 041.  
☎ 75502 21039

#### WEST MAMBALAM

New No.4, Old No.73 Moorthy Street, West Mambalam,  
(Near Ayodhya Mandapam) Chennai - 600 033.  
☎ 75502 21033

### TAMBARAM

36, Duraiswamy Reddy Street, West Tambaram,  
(Opp. Passport Office) Chennai - 600 045. ☎ 75502 21034

### MANGADU

No.372/1, Mangadu Pattur Koot Road, Mangadu,  
Chennai - 600 122. ☎ +91 44 66 93 93 66

### KANCHIPURAM

11/5-B, Sri Kamakshi Amman Sannadhi Street,  
Kanchipuram - 631 502. ☎ 75502 21038

### COIMBATORE

F6, T.M.House, 92, Thiruvengkatasamy Road,  
R.S.Puram, Coimbatore - 641 002. ☎ 95516 88050

### MADURAI

15, North Tower Street, Opp. Mottai Gopuram),  
Madurai - 625 001. ☎ 75502 21032

### TRICHY

D/1, 1st Cross North East Extension, Near Passport office,  
Thillai Nagar, Trichy - 620 018. ☎ 75502 21040

### PUDUCHERRY

No.99, M.G.Road, Puducherry - 605 001.  
Opp. Eswaran Kovil, ☎ 77081 05572

### SECUNDERABAD

Sri Subramanya Swami Devalayam, Padmarao Nagar,  
Skandagiri, Secunderabad - 500 061 ☎ 94414 76246

### BENGALURU

#### MALLESWARAM

23/3, 5<sup>th</sup> Cross, Sampige Road, Malleswaram,  
Bangalore - 560 003. ☎ 78996 72358

#### BASAVANAGUDI

No.6, 5th Main, 5th Cross, Bull Temple Road,  
N.R. Colony, Basavanagudi, Bengaluru - 560 019.  
☎ 91082 30872

### NEW DELHI

#### Munirka Village

Shop No.6, 92 G/3, Baba Gangnath Market,  
Opposite Community Centre, Munirka Village,  
New Delhi - 110 067. ☎ (011) 2616 5077, 2616 5078

#### Dwaraka

No.RZG-17 A, Dev Kunj, (Opp. Ram Mandir),  
Sector 7, Dwaraka, New Delhi - 110 075.

[www.giri.in](http://www.giri.in)

12

[sales@giri.in](mailto:sales@giri.in)